


# NJROTC STUDY GUIDE

## CADET SEAMAN



\*\*\*This study guide is an exact copy of the PARS card and may not cover everything or may have more information than that is on the advancement exam. Cadets are still expected to use their CFMs and CRMs for more information and ask other cadets.

# General Orders to the Sentry











1. Take charge of this post and all government property in view.
2. Walk my post in a military manner, keeping always on the alert, and observing everything that takes place within sight or hearing.
3. Report all violations of orders I am instructed to enforce.
4. Repeat all calls from any posts more distant from the guard house or the quarterdeck than my own.
5. Quit my post only when properly relieved.
6. Receive, obey, and pass on to the sentry who relieves me, all orders from the commanding officer, command duty officer, officer of the deck, and officers and petty officers of the watch only.
7. Talk to no one except in the line of duty.
8. Give the alarm in case of fire or disorder.
9. Call the officer of the deck in any case not covered by instructions.
10. Salute all officers and all colors and standards not cased.
11. Be especially watchful at night, and during the time for challenging, challenge all persons on or near my post, and to allow no one to pass without proper authority.

# Navy Enlisted and Officer Ranks











## Enlisted Ranks

NO IMAGE  Cadet Seaman Recruit (E-1)					
					

## Officer Ranks

# Navy Officer Sleeve Ranks

 <p>Ensign (O-1)</p>	 <p>Lieutenant Junior Grade (O-2)</p>	 <p>Lieutenant (O-3)</p>	 <p>Lieutenant Commander (O-4)</p>	 <p>Commander (O-5)</p>	 <p>Captain (O-6)</p>
 <p>Rear Admiral Lower Half (O-7)</p>	 <p>Rear Admiral Upper Half (O-8)</p>	 <p>Vice Admiral (O-9)</p>	 <p>Admiral (O-10)</p>		

# Raise and lower the Colors

1. Raising the flag is done every day before school.
2. Once in position, (talk to your Honor Guard Commander if you haven't been on Flag Duty) cadets will unfold the flag while the blue field is being attached.
3. The flag hoisted smartly (quickly) up. (salute in uniform)
4. Then in the afternoon the flag is lowered slowly and refolded

## Half- Mast

1. Before class, the flag is hoisted up to the full- mast (salute in uniform)
2. Once at full- mast the flag is slowly lowered to the halfway point of the flagpole. (Continue saluting until given the order, "Order Arms")
3. In the afternoon, the flag is raised from the halfway point back up to full- mast. (Salute in uniform)
4. Lastly, it is lowered slowly to the bottom where it is unhooked and folded.

## Proper Flag Order

National Ensign Flag



State Flag



Army Service Flag



Marine Corps Flag



Navy Service Flag



Air Force Service Flag



Coast Guard Service Flag



\*The Navy was established before the Marines but after the Revolutionary War the Navy was disbanded.

\*During a time of war, the Air Force and Coast Guard flags switch because the Coast Guard is absorbed into the Navy.

# Cadet Creed

I am a Navy Junior ROTC Cadet.

I strive to promote patriotism and become an informed and  
responsible citizen.

I respect those in position of authority.

I support those who have defended freedom and democracy  
around the world.

I proudly embrace the Navy's core values of honor, courage,  
and commitment.

I am committed to excellence and fair treatment of all.