



CodeSearch
Missing Children Society of Canada

Quick Guide:

Installing and Activating the CodeSearch mobile app

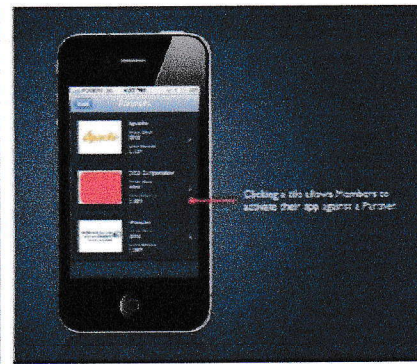

Follow the steps below to download and set up your Member Account. For more info, please contact your company's CodeSearch coordinator.

INSTALL:

Download the free app (search for "CodeSearch" in your app store)

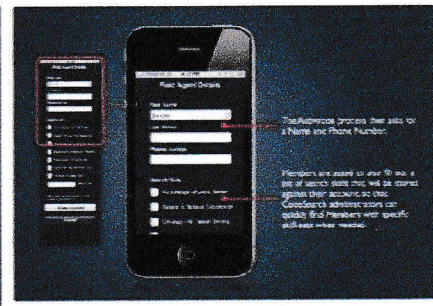
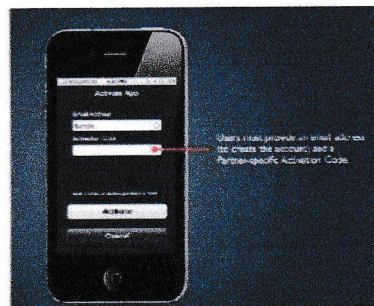
ACTIVATE:

- Once the download is complete, open the app and click on the "Partner Activation" button
- Locate and click on your applicable Partner icon
- Set up your Member account
- Enter your email address
- Enter your company-specific **Activation Code:**



SAR.Alberta.saves2615

- Click the "Activate" button
- Enter your "Field Agent" details
- Enter your phone number where we can reach you in the event of a requested deployment
- Select any skill sets that you may be able to offer to support a deployment



- Click the "Set up Account" button

Congratulations! You are now an activated Field Agent in the CodeSearch deployment program! **Thank you!**