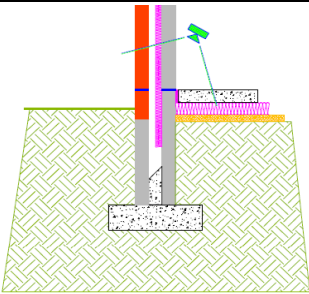
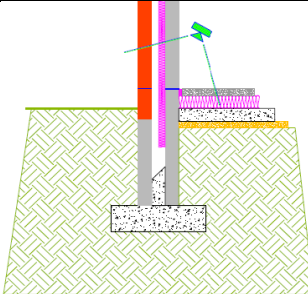
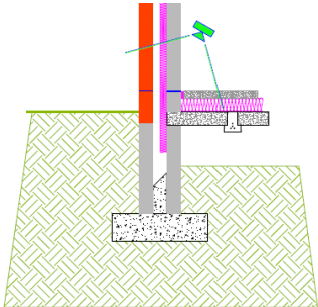
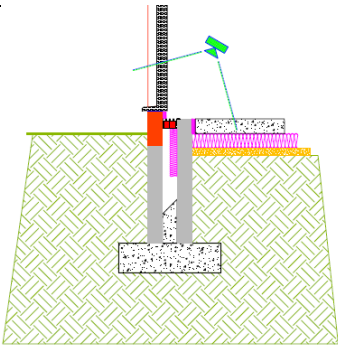
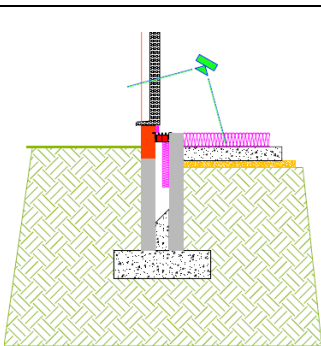
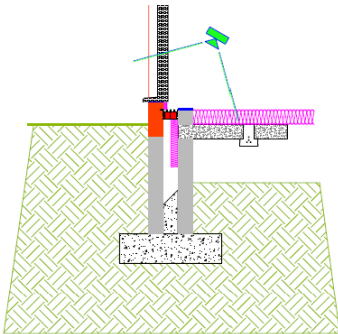


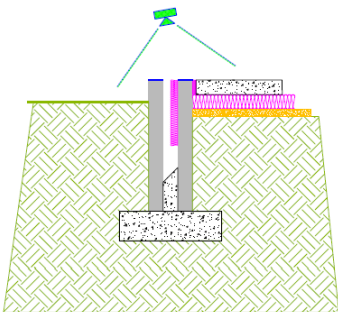
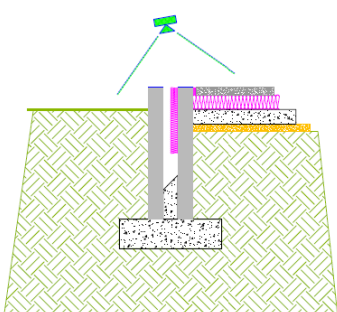
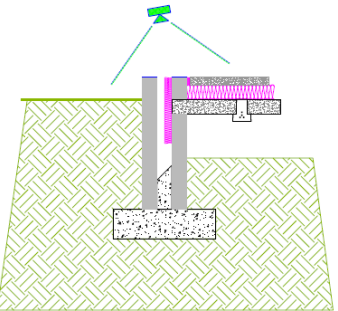
## APPENDIX 7 Examples of details submitted as photographic evidences (England and Wales)

Commented [DF4]: Not applicable in Scotland

**ADL §B7 (1) Foundations/substructure and ground floor**, to show thermal continuity and quality of insulation in the following places.

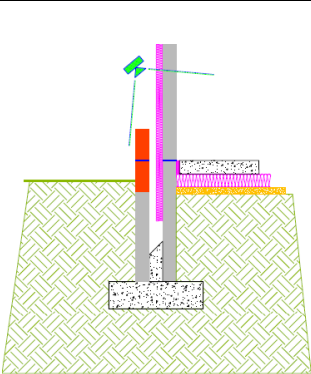
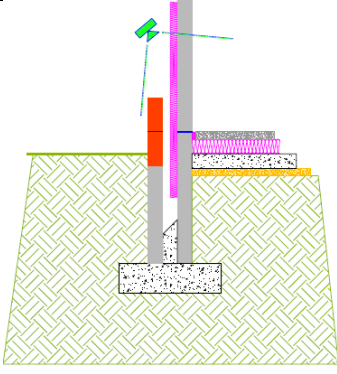
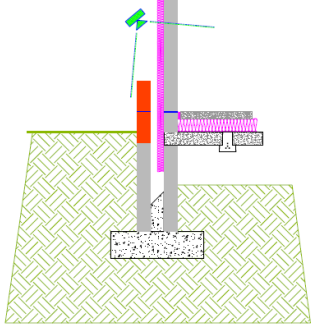
Ref	Detail	No of photos*	What should be shown on the photo - examples
1a	At ground floor perimeter edge insulation (Presence of insulation at the edge)	1 for detached 2 for other types	 <p>ADL1, B7, 1a. at ground floor perimeter edge insulation. Insulation under floor slab</p>  <p>ADL1, B7, 1a. at ground floor perimeter edge insulation. Insulation above floor slab</p>  <p>ADL1, B7, 1a. at ground floor perimeter edge insulation. Insulation above suspended floor slab or B&amp;B</p>
1b	At external door threshold.	1 photo	

			 <p>ADL1, B7, 1b. at external door threshold. Insulation under floor slab</p>	 <p>ADL1, B7, 1b. at external door threshold. Insulation above floor slab</p>
			 <p>ADL1, B7, 1b. at external door threshold. Insulation above suspended floor slab or B&amp;B</p>	

1c	Below damp-proof course on external walls.	1 for detached 2 for other types	 <p>ADL1, B7, 1c. below damp proof course on external walls. Insulation under floor slab</p>  <p>ADL1, B7, 1c. below damp proof course on external walls. Insulation above floor slab</p>  <p>ADL1, B7, 1c. below damp proof course on external walls. Insulation above suspended floor slab or B&amp;B</p>
<p>* an additional close up photo can be added only when necessary</p> <p>Note: The quality of photos should be subject to ADL §B7.</p>			

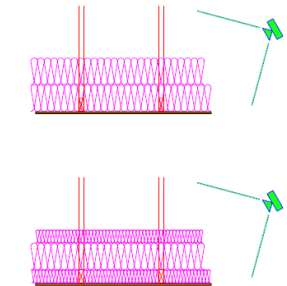
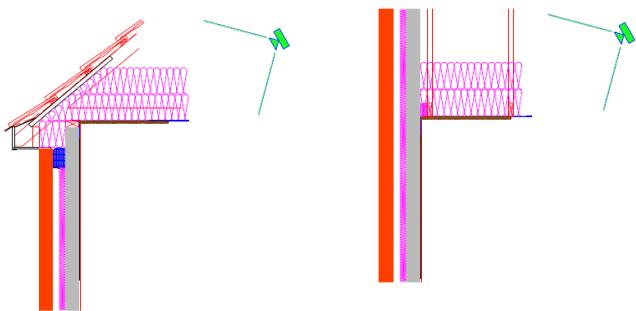
Note: Regarding "at external door threshold"; it could be a combination of E3 (sill) and E5 (ground floor) so what needs to be photographed, as if the door sits on top of the DPC (Damp Proof Course) then there is no E3.

ADL §B7 (2) External walls: for each main wall type, to show thermal continuity and quality of insulation for the following.

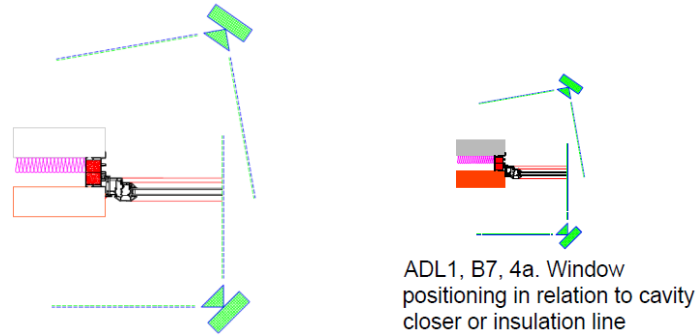
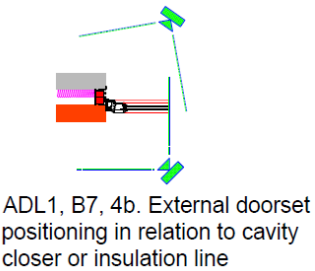
Ref	Detail	No of photos*	What should be shown on the photo
2a	Ground floor to wall junction.	1 for detached 2 for other types	<div><p>ADL1, B7, 2a. Ground floor to wall junction. Insulation under floor slab</p></div> <div><p>ADL1, B7, 2a. Ground floor to wall junction. Insulation above floor slab</p></div> <div><p>ADL1, B7, 2a. Ground floor to wall junction. Insulation above suspended floor slab or B&amp;B</p></div>

2b	Structural penetrating elements.	1 photo	<div data-bbox="696 320 972 655"> </div> <div data-bbox="696 703 1016 778"> <p>ADL1, B7, 2b. Structural penetrating elements. pre-cast concrete floor beam</p> </div> <div data-bbox="1144 320 1473 667"> </div> <div data-bbox="1144 679 1480 778"> <p>ADL1, B7, 2b. Structural penetrating elements. steel beam, webs insulated for first 1m</p> </div>
<p>* an additional close up photo can be added only when necessary Note: The quality of photos should be subject to ADL §B7.</p>			

ADL §B7 (3) **Roof:** for each main roof type, to show thermal continuity and quality of insulation at the following.

Ref	Detail	No of photos*	What should be shown on the photo
3a	Joist/rafter level	1 for detached 2 for other types	 <p>ADL1, B7, 3a. Joist/rafter level. Insulation between and across and deeper between trusses</p>
3b	Eaves and gable edges	1 photo	 <p>ADL1, B7, 3b. Eaves and gable edges.</p> <p>ADL1, B7, 3b. Eaves and gable edges.</p>
<p>* an additional close up photo can be added only when necessary Note: The quality of photos should be subject to ADL §B7.</p>			

**ADL §B7 (4) Openings:** for each opening type (one image per wall or roof type is sufficient), to show thermal continuity and quality of insulation with photographs of the following.

Ref	Detail	No of photos*	What should be shown on the photo
4a	Window positioning in relation to cavity closer or insulation line	1 for detached 2 for other types	 <p>ADL1, B7, 4a. Window positioning in relation to cavity closer or insulation line</p>
4b	External doorset positioning in relation to cavity closer or insulation line	1 photo	 <p>ADL1, B7, 4b. External doorset positioning in relation to cavity closer or insulation line</p>
<p>* an additional close up photo can be added only when necessary  Note: The quality of photos should be subject to ADL §B7.</p>			

**ADL §B7 (5) Airtightness:** additional photographs for all details 1–4 to show airtightness details (only if not included or visible in continuity of insulation image)

Ref	Detail	No of photos*	What should be shown on the photo
-----	--------	---------------	-----------------------------------

5a	Joist/rafter level	1 photo	To be defined by the Builder
* an additional close up photo can be added only when necessary Note: The quality of photos should be subject to ADL §B7.			

**ADL §B7 (6) Building services:** for all plant associated with space heating, hot water, ventilation and low or zero carbon technology equipment within or on the building, show the following.

Ref	Detail	No of photos*	What should be shown on the photo
6a	Boiler (main heating)	1 photo 2 if two systems	Boiler label, make, model and serial number
6b	Primary pipework	1 photo 2 if two systems	Photo to show that primary pipework is insulated.
6c	Mechanical ventilation ductwork	1 photo	Presence of insulation outside the thermal envelope; Diagram to be added
* an additional close-up photo can be added only when necessary Note: The quality of photos should be subject to ADL §B7.			

When photographs are received, with the plot number and detail reference according to the numbers used in [ADL §B7](#) and [§B8](#), SAP Assessor uses them in **addition** to the documentary evidences required by the SAP Conventions.

The references of photos (e.g.P1/3b) **are not** for including into BREL Section 2b.

Photos with the plot number and detail reference according to the numbers used in [ADL §B7](#) and [§B8](#), are stored by SAP Assessor together with other documentary evidenced required for SAP Assessment.