

Fitting
Instructions
included



Product Catalogue 2023





Everything you need to know about Freefoam

Freefoam's range includes fascia, soffit, rainwater, cladding, internal panelling and decking products designed for and supplied to the building industry in Ireland, the UK & Mainland Europe and backed by an industry leading Lifetime Guarantee. Whether you are:

- An Architect looking for a contemporary palette
- A Specifier or Developer requiring sustainable products
- A PVC Stockist looking to grow your business
- An Installer seeking high quality, easy-to-fit roofline products
- A Homeowner who wants peace of mind and a low maintenance home improvement solution



Find out more online at
www.freefoam.com

Contents

| | |
|---|---------|
| Guarantee | 4 - 5 |
| Fascia and Soffit | 6 - 13 |
| Window Boards | 14 - 15 |
| Roofline and Window Board Accessories | 16 - 17 |
| Decorative Roofline | 18 - 19 |
| Fixing, Ventilation and Eaves Protection | 20 - 21 |
| Cladding | 22 - 27 |
| Rainwater Systems | 28 - 33 |
| Internal Panelling | 34 - 39 |
| Colour Roofline Visualiser | 40 |
| Scheduling Service | 41 |
| How to become a Freefoam Registered Installer | 42 - 43 |
| Installation Guide | 44 - 51 |
| Roofline and Cladding Maintenance | 52 - 53 |
| Freefoam the Colour Specialist | 54 |
| Colour options | 55 - 56 |
| Freefoam and the Environment | 57 |



Industry leading guarantees

Freefoam has made a life-long company commitment to make and guarantee long life products through refining technical and manufacturing resources and the cumulative experience of product performance over many years.



50 Year Lifetime Extended Guarantee

Freefoam offers an extended 50 year Lifetime transferable guarantee on all white profiles in addition to the standard 20 year guarantee. The extended guarantee is available on roofline, cladding and rainwater installation projects, where only the Freefoam brand is used and fitted, and registered online by a Freefoam Registered Installer.

20 Year Standard Guarantee

All white Freefoam products are automatically covered by its standard 20 year guarantee. Products are guaranteed not to warp, crack, discolour or blister and provide resistance to air pollution. This level of protection can simply be extended to the industry leading Lifetime Guarantee.



10 Year Guarantee

Colour

The Freefoam colour range of fascia, soffit, cladding and rainwater products is eligible for a 10 Year Guarantee unique in the roofline industry. Backed by Freefoam's own innovative Colormax®.

Woodgrain

The Freefoam woodgrain range of fascia, soffit and cladding is eligible for a 10 Year Guarantee. Manufactured with market leading Renolit EXOFOL MX foil with Solar Shield technology (SST) which offers built-in sun reflection that reduces heat absorption, thus minimising profile temperature and expansion.

Fully transferable

The Freefoam guarantee doesn't end when a property changes hands. It can be transferred to the new owners and subsequent owners so they can continue to enjoy the same peace of mind. Some guarantees only cover domestic properties, but the Freefoam guarantee can also be used by landlords and specifiers from Local Authorities, Housing Associations and commercial projects.



See our full colour range

Unfold our handy colour swatch page at the back of this catalogue



Fascia




A comprehensive range of fascia manufactured to last.

- Available in five styles: Square Leg, Square Edge, Bullnose, Ogee and Flat in a wide range of widths
- Fascia available as 9mm and 10mm Reveal Liner or 15mm, 18mm, 23mm and 25mm Full Replacement
- A wide range of colours featuring Freefoam patented Colormax® technology
- Woodgrain finishes produced using marketing leading Renolit Exofol with built in Solar Shield Technology





Find out more online at
www.freefoam.com

Square Leg Fascia/Plain Fascia

| Code | Description | Unit | Units per pack | Colour | | | | | | | | | | | | | | | | | | |
|---|--|---|----------------|--------|-------|---------------|-----------|-------|------------|-----------|-----------------|-------|-------|-----------|-----------|----------|-----------|-----------------|-----------------|-------|------------|---|
| | | | | White | Black | Leather Brown | Pale Gold | Sable | Storm Grey | Dark Grey | Anthracite Grey | White | Black | Light Oak | Black Ash | Rosewood | Irish Oak | Anthracite Grey | Chartwell Green | Cream | Agate Grey | |
| Square Leg Fascia / Reveal Liner 10mm | | | | | | | | | | | | | | | | | | | | | | |
|  | FW100 | 100mm Square Leg Fascia | 5m | 4 | ● | | | | | | | | | | | | | | | | | |
| | FW125 | 125mm Square Leg Fascia | 5m | 2 | ● | | | | | | | | | | | | | | | | | |
| | FW150 | 150mm Square Leg Fascia | 5m | 2 | ● | | | | | | | | | | | | | | | | | |
| | FW175 | 175mm Square Leg Fascia | 5m | 2 | ● | ● | ● | ● | ● | ● | ● | ● | ● | ● | ● | ● | ● | ● | ● | ● | ● | ● |
| | FW200 | 200mm Square Leg Fascia | 5m | 2 | ● | ● | ● | ● | ● | ● | ● | ● | ● | ● | ● | ● | ● | ● | ● | ● | ● | ● |
| | FW225 | 225mm Square Leg Fascia | 5m | 2 | ● | ● | ● | ● | ● | ● | ● | ● | ● | ● | ● | ● | ● | ● | ● | ● | ● | ● |
| | FW250 | 250mm Square Leg Fascia | 5m | 2 | ● | ● | ● | ● | ● | ● | ● | ● | ● | ● | ● | ● | ● | ● | ● | ● | ● | ● |
| | FW300 | 300mm Square Leg Fascia | 5m | 2 | ● | ● | ● | ● | ● | ● | ● | ● | ● | ● | ● | ● | ● | ● | ● | ● | ● | ● |
| | FW400 | 400mm Square Leg Fascia | 5m | 2 | ● | ● | ● | ● | ● | ● | ● | ● | ● | ● | ● | ● | ● | ● | ● | ● | ● | ● |
| | F410P | 410mm Double Ended Square Leg Fascia | 5m | 2 | ● | ● | ● | ● | ● | ● | ● | ● | ● | ● | ● | ● | ● | ● | ● | ● | ● | ● |
| FW450 | 450mm Square Leg Fascia | 5m | 2 | ● | ● | ● | ● | ● | ● | ● | ● | ● | ● | ● | ● | ● | ● | ● | ● | ● | ● | |
| F605P | 605mm Double Ended Square Leg Fascia | 5m | 1 | ● | ● | ● | ● | ● | ● | ● | ● | ● | ● | ● | ● | ● | ● | ● | ● | ● | ● | |
| Magnum Square Leg Fascia 18mm | | | | | | | | | | | | | | | | | | | | | | |
|  | FMS150 | 150mm Magnum Square Leg Fascia | 5m | 2 | ● | ● | ● | ● | ● | ● | ● | ● | ● | ● | ● | ● | ● | ● | ● | ● | ● | |
| | FMS175 | 175mm Magnum Square Leg Fascia | 5m | 2 | ● | ● | ● | ● | ● | ● | ● | ● | ● | ● | ● | ● | ● | ● | ● | ● | ● | |
| | FMS200 | 200mm Magnum Square Leg Fascia | 5m | 2 | ● | ● | ● | ● | ● | ● | ● | ● | ● | ● | ● | ● | ● | ● | ● | ● | ● | |
| | FMS225 | 225mm Magnum Square Leg Fascia | 5m | 2 | ● | ● | ● | ● | ● | ● | ● | ● | ● | ● | ● | ● | ● | ● | ● | ● | ● | |
| | FMS250 | 250mm Magnum Square Leg Fascia | 5m | 2 | ● | ● | ● | ● | ● | ● | ● | ● | ● | ● | ● | ● | ● | ● | ● | ● | ● | |
| | FMS300 | 300mm Magnum Square Leg Fascia | 5m | 2 | ● | ● | ● | ● | ● | ● | ● | ● | ● | ● | ● | ● | ● | ● | ● | ● | ● | |
| | FMS400 | 400mm Magnum Square Leg Fascia | 5m | 1 | ● | ● | ● | ● | ● | ● | ● | ● | ● | ● | ● | ● | ● | ● | ● | ● | ● | |
| | FMS410 | 410mm Double Ended Magnum Square Leg Fascia | 5m | 1 | ● | ● | ● | ● | ● | ● | ● | ● | ● | ● | ● | ● | ● | ● | ● | ● | ● | |
| | FMS410.125 | 410mm Double Ended Magnum Square Leg Fascia | 1.25m | 2 | ● | ● | ● | ● | ● | ● | ● | ● | ● | ● | ● | ● | ● | ● | ● | ● | ● | |
| | Magnum Square Leg Fascia - 25mm | | | | | | | | | | | | | | | | | | | | | |
|  | FMXS150 | 150mm Magnum Square Leg Fascia | 5m | 2 | ● | | | | | | | | | | | | | | | | | |
| | FMXS175 | 175mm Magnum Square Leg Fascia | 5m | 2 | ● | | | | | | | | | | | | | | | | | |
| | FMXS200 | 200mm Magnum Square Leg Fascia | 5m | 1 | ● | | | | | | | | | | | | | | | | | |
| | FMXS225 | 225mm Magnum Square Leg Fascia | 5m | 1 | ● | | | | | | | | | | | | | | | | | |
| | FMXS250 | 250mm Magnum Square Leg Fascia | 5m | 1 | ● | | | | | | | | | | | | | | | | | |
| | FMXS405 | 405mm Double Ended Magnum Square Leg Fascia | 5m | 1 | ● | | | | | | | | | | | | | | | | | |
| FW / FMS / FMXS - Accessories | | | | | | | | | | | | | | | | | | | | | | |
| See page 16 for diagrams | FWJ | 300mm Square Joint | Piece | 10 | ● | ● | ● | ● | ● | ● | ● | ● | ● | ● | ● | ● | ● | ● | ● | ● | ● | |
| | FWX | 300mm 90° Square External Corner | Piece | 10 | ● | ● | ● | ● | ● | ● | ● | ● | ● | ● | ● | ● | ● | ● | ● | ● | ● | |
| | FWJJ | 600mm Square Double Joint | Piece | 10 | ● | ● | ● | ● | ● | ● | ● | ● | ● | ● | ● | ● | ● | ● | ● | ● | ● | |
| | FWXX | 600mm Square Double Corner | Piece | 10 | ● | ● | ● | ● | ● | ● | ● | ● | ● | ● | ● | ● | ● | ● | ● | ● | ● | |
| | FWXI | 300mm 90° Square Internal Corner | Piece | 10 | ● | ● | ● | ● | ● | ● | ● | ● | ● | ● | ● | ● | ● | ● | ● | ● | ● | |
| | FWFX | 135° Square External Corner | Piece | 10 | ● | ● | ● | ● | ● | ● | ● | ● | ● | ● | ● | ● | ● | ● | ● | ● | ● | |
| | FWFXI | 135° Square Internal Corner | Piece | 10 | ● | ● | ● | ● | ● | ● | ● | ● | ● | ● | ● | ● | ● | ● | ● | ● | ● | |
| | FWEC | 100mm End Cap | Piece (L&R) | 10 | ● | ● | ● | ● | ● | ● | ● | ● | ● | ● | ● | ● | ● | ● | ● | ● | ● | |
| | FWDC | 300mm Large End Cap | Piece | 10 | ● | ● | ● | ● | ● | ● | ● | ● | ● | ● | ● | ● | ● | ● | ● | ● | ● | |

● Some colour products are subject to a lead time. Ask your stockist for details

Ogee Fascia


| Code | Description | Unit | Units per pack | White | | | | | | | Colour | | | | | | | Woodgrain | | | | | | | | | | | |
|--|-------------|----------------------------------|----------------|-------|-------|---------------|-----------|-------|------------|-----------|------------------|----|----|----|-----|----|----|-----------|-----|-----|-----|-----|-----|------|-------|------|--|--|--|
| | | | | White | Black | Leather Brown | Pale Gold | Sable | Storm Grey | Dark Grey | Anthractile Grey | BL | LB | PG | SAB | SG | DG | AG | WGM | WGO | WGB | WGR | WGI | WGAG | WGCHG | WGCR | | | |
| Ogee Fascia - 10mm | | | | | | | | | | | | | | | | | | | | | | | | | | | | | |
|  | FO100 | 100mm Ogee Cover Fascia | 5m | 4 | ● | | | | | | | | | | | | | | | | | | | | | | | | |
| | FO150 | 150mm Ogee Cover Fascia | 5m | 2 | ● | | | | | | | | | | | | | | | | | | | | | | | | |
| | FO175 | 175mm Ogee Cover Fascia | 5m | 2 | ● | | | | | | | | | | | | | | | | | | | | | | | | |
| | FO200 | 200mm Ogee Cover Fascia | 5m | 2 | ● | | | | | | | | | | | | | | | | | | | | | | | | |
| | FO225 | 225mm Ogee Cover Fascia | 5m | 2 | ● | | | | | | | | | | | | | | | | | | | | | | | | |
| | FO250 | 250mm Ogee Cover Fascia | 5m | 2 | ● | | | | | | | | | | | | | | | | | | | | | | | | |
| | FO300 | 300mm Ogee Cover Fascia | 5m | 2 | ● | | | | | | | | | | | | | | | | | | | | | | | | |
| | FO390 | 390mm Ogee Cover Fascia | 5m | 2 | ● | | | | | | | | | | | | | | | | | | | | | | | | |
| Magnum Ogee Fascia - 18mm | | | | | | | | | | | | | | | | | | | | | | | | | | | | | |
|  | FMO150 | 150mm Magnum Ogee | 5m | 2 | ● | | | | | | | | | | | | | | | | | | | | | | | | |
| | FMO175 | 175mm Magnum Ogee | 5m | 2 | ● | | | | | | | | | | | | | | | | | | | | | | | | |
| | FMO200 | 200mm Magnum Ogee | 5m | 2 | ● | | | | | | | | | | | | | | | | | | | | | | | | |
| | FMO225 | 225mm Magnum Ogee | 5m | 2 | ● | | | | | | | | | | | | | | | | | | | | | | | | |
| | FMO250 | 250mm Magnum Ogee | 5m | 2 | ● | | | | | | | | | | | | | | | | | | | | | | | | |
| | FMO405 | 405mm Double Ended Magnum Ogee | 5m | 1 | ● | | | | | | | | | | | | | | | | | | | | | | | | |
| FO / FMO - Accessories | | | | | | | | | | | | | | | | | | | | | | | | | | | | | |
| See page 16 for diagrams | FOJ | Ogee Joint | Piece | 10 | ● | | | | | | | | | | | | | | | | | | | | | | | | |
| | FOX | Ogee Corner | Piece | 10 | ● | | | | | | | | | | | | | | | | | | | | | | | | |
| | FOJJ | 600mm Ogee Double Joint | Piece | 10 | ● | | | | | | | | | | | | | | | | | | | | | | | | |
| | FOXX | 600mm Ogee Double Corner | Piece | 10 | ● | | | | | | | | | | | | | | | | | | | | | | | | |
| | FOXI | Ogee Internal Corner | Piece | 10 | ● | | | | | | | | | | | | | | | | | | | | | | | | |
| | FOB | 125° External Ogee Corner | Piece | 10 | ● | | | | | | | | | | | | | | | | | | | | | | | | |
| | FOFX | 135° External Ogee Corner | Piece | 10 | ● | | | | | | | | | | | | | | | | | | | | | | | | |
| | FOFXI | 135° Internal Ogee Corner | Piece | 10 | ● | | | | | | | | | | | | | | | | | | | | | | | | |
| | FBOX | Ogee Moulded Corner | Piece | 1 | ● | | | | | | | | | | | | | | | | | | | | | | | | |
| | FOBOX | Ogee Gable End Box (600 x 390mm) | Piece | 1 | ● | | | | | | | | | | | | | | | | | | | | | | | | |



See our full colour range


Unfold our handy colour swatch page at the back of this catalogue


Square Edge Fascia

| Code | Description | Unit | Units per pack | White | | | | | | Colour | | | | | | Woodgrain | | | | | | | | |
|--|-------------|--------------------------------|----------------|-------|-------|---------------|-----------|-------|------------|-----------|-----------------|-------|-----------|-----------|-----------|-----------|-----------|-----------|-----------|-----------|-----------|-----------|-----------|-----------|
| | | | | White | Black | Leather Brown | Pale Gold | Sable | Storm Grey | Dark Grey | Anthracite Grey | Black | Dark Grey | Dark Grey | Dark Grey | Dark Grey | Dark Grey | Dark Grey | Dark Grey | Dark Grey | Dark Grey | Dark Grey | Dark Grey | Dark Grey |
| Square Edged Fascia / Reveal Liner - 9mm | | | | | | | | | | | | | | | | | | | | | | | | |
|  | FLP100 | 100mm Square Edge Cover Fascia | 5m | 2 | ● | | | | | | | | | | | | | | | | | | | |
| | FLP150 | 150mm Square Edge Cover Fascia | 5m | 2 | ● | | | | | | | | | | | | | | | | | | | |
| | FLP175 | 175mm Square Edge Cover Fascia | 5m | 2 | ● | | | | | | | | | | | | | | | | | | | |
| | FLP200 | 200mm Square Edge Cover Fascia | 5m | 2 | ● | | | | | | | | | | | | | | | | | | | |
| | FLP225 | 225mm Square Edge Cover Fascia | 5m | 2 | ● | | | | | | | | | | | | | | | | | | | |
| | FLP250 | 250mm Square Edge Cover Fascia | 5m | 2 | ● | | | | | | | | | | | | | | | | | | | |
| | FLP300 | 300mm Square Edge Cover Fascia | 5m | 2 | ● | | | | | | | | | | | | | | | | | | | |
| | FLP405 | 405mm Square Edge Cover Fascia | 5m | 1 | ● | | | | | | | | | | | | | | | | | | | |

| FLP - Accessories | | | | | | | | | | | | | | | | | | | | | | | | |
|-----------------------------|------|----------------------------------|-------------|----|---|--|--|--|--|--|--|--|--|--|--|--|--|--|--|--|--|--|--|--|
| See page 17 for diagrams | FLJ | Square Edge Joiner | Piece | 10 | ● | | | | | | | | | | | | | | | | | | | |
| | FLX | External Square Edge Corner | Piece | 10 | ● | | | | | | | | | | | | | | | | | | | |
| | FLJJ | 600mm Double Square Edged Joiner | Piece | 10 | ● | | | | | | | | | | | | | | | | | | | |
| | FLXX | 600mm Double Square Edged Corner | Piece | 10 | ● | | | | | | | | | | | | | | | | | | | |
| | FLXI | Internal Square Corner | Piece | 10 | ● | | | | | | | | | | | | | | | | | | | |
| | FLEC | End Cap | Piece (L&R) | 10 | ● | | | | | | | | | | | | | | | | | | | |
| | FLDC | Large End Cap | Piece | 10 | ● | | | | | | | | | | | | | | | | | | | |

Flat Fascia

| Magnum Flat Fascia - 16mm | | | | | | | | | | | | | | | | | | | | | | | | |
|---|---------------------------------------|---------------------------------------|-------|----|---|--|--|--|--|--|--|--|--|--|--|--|--|--|--|--|--|--|--|--|
|  | FMF100 | 100mm Magnum Flat Fascia | 5m | 2 | ● | | | | | | | | | | | | | | | | | | | |
| | FMF125 | 125mm Magnum Flat Fascia | 5m | 2 | ● | | | | | | | | | | | | | | | | | | | |
| | FMF150 | 150mm Magnum Flat Fascia | 5m | 2 | ● | | | | | | | | | | | | | | | | | | | |
| | FMF175 | 175mm Magnum Flat Fascia | 5m | 2 | ● | | | | | | | | | | | | | | | | | | | |
| | FMF200 | 200mm Magnum Flat Fascia | 5m | 2 | ● | | | | | | | | | | | | | | | | | | | |
| | FMF250 | 250mm Magnum Flat Fascia | 5m | 2 | ● | | | | | | | | | | | | | | | | | | | |
| | FMF300 | 300mm Magnum Flat Fascia | 5m | 2 | ● | | | | | | | | | | | | | | | | | | | |
| | FFMJJ | 600mm Double Ended Flat Fascia Joiner | Piece | 10 | ● | | | | | | | | | | | | | | | | | | | |
| FFMXX | 600mm Double Ended Flat Fascia Corner | Piece | 10 | ● | | | | | | | | | | | | | | | | | | | | |

| Tudor Board - 25mm | | | | | | | | | | | | | | | | | | | | | | | | |
|--|---------|-------------|----|---|--|--|--|--|--|--|--|--|--|--|--|--|--|--|--|--|--|--|--|--|
|  | FMXT145 | Tudor Board | 5m | 2 | | | | | | | | | | | | | | | | | | | | |



Don't forget Plastops!
Find them on page 20

Colour Roofline Visualiser

Freefoam have fifteen colour and woodgrain shades to choose from. Use this handy online tool to help visualise the different colour options in our fascia, soffit and guttering range.

Choose any combination of colours to plan your project.

Go to

www.freefoam.com/professional

Colour Roofline Visualiser





Soffit and Hollow Soffit

A range of soffit, light to handle, easy to fit and designed to work with our fascia range.

- Standard General Purpose Board
- Pre Vented General Purpose Board and Double Vented General Purpose Board
- Hollow Soffit
- Range of matching fitting trims and accessories.

| Code | Description | Unit | Units per pack | Colour | | | | | | | | | | | | | | | |
|-------------------------------------|-----------------------------|------|----------------|--------|-------|---------------|-----------|-------|------------|-----------|-----------------|----------|-----------|-----------|----------|-----------|-----------------|-----------------|-------|
| | | | | White | Black | Leather Brown | Pale Gold | Sable | Storm Grey | Dark Grey | Anthracite Grey | Mahogany | Light Oak | Black Ash | Rosewood | Irish Oak | Anthracite Grey | Chartwell Green | Cream |
| General Purpose Board - 10mm | | | | | | | | | | | | | | | | | | | |
| GPB100 | 100mm General Purpose Board | 5m | 4 | • | | | | | | | | | | | | | | | |
| GPB100 | 100mm General Purpose Board | 5m | 2 | | | | | | | | | | | | • | • | • | • | • |
| GPB125 | 125mm General Purpose Board | 5m | 2 | • | | | | | | | | | | | | | | | |
| GPB150 | 150mm General Purpose Board | 5m | 2 | • | | | | | | | | | | | | | | | |
| GPB175 | 175mm General Purpose Board | 5m | 2 | • | • | • | • | • | • | • | • | • | • | • | • | • | • | • | • |
| GPB200 | 200mm General Purpose Board | 5m | 2 | • | • | • | • | • | • | • | • | • | • | • | • | • | • | • | • |
| GPB225 | 225mm General Purpose Board | 5m | 2 | • | • | • | • | • | • | • | • | • | • | • | • | • | • | • | • |
| GPB250 | 250mm General Purpose Board | 5m | 2 | • | • | • | • | • | • | • | • | • | • | • | • | • | • | • | • |
| GPB300 | 300mm General Purpose Board | 5m | 2 | • | • | • | • | • | • | • | • | • | • | • | • | • | • | • | • |
| GPB350 | 350mm General Purpose Board | 5m | 2 | • | | | | | | | | | | | | | | | |
| GPB405 | 405mm General Purpose Board | 5m | 2 | • | • | • | • | • | • | • | • | • | • | • | • | • | • | • | • |
| GPB450 | 450mm General Purpose Board | 5m | 2 | • | | | | | | | | | | | | | | | |
| GPB500 | 500mm General Purpose Board | 5m | 2 | • | | | | | | | | | | | | | | | |
| GPB605 | 600mm General Purpose Board | 5m | 1 | • | • | • | • | • | • | • | • | • | • | • | • | • | • | • | • |




• Some colour products are subject to a lead time. Ask your stockist for details



See our full colour range

Unfold our handy colour swatch page at the back of this catalogue

Soffit and Hollow Soffit

| Code | Description | Unit | Units per pack | Colour | | | | | | | | | | | | | | |
|--|-------------|-----------------------------|----------------|--------|-------|---------------|-----------|-------|------------|-----------|-----------------|----------|-----------|-----------|----------|-----------|-----------------|----------------|
| | | | | White | Black | Leather Brown | Pale Gold | Sable | Storm Grey | Dark Grey | Anthracite Grey | Mahogany | Light Oak | Black Ash | Rosewood | Irish Oak | Anthracite Grey | Charwell Green |
| Vented General Purpose Board - 10mm | | | | | | | | | | | | | | | | | | |
|  | GPBV100 | 100mm Vented | 5m | 4 | ● | | | | | | | | | | | | | |
| | GPBV150 | 150mm Vented | 5m | 2 | ● | | | | | | | ● | ● | ● | ● | | ● | |
| | GPBV175 | 175mm Vented | 5m | 2 | ● | | | | | | | ● | ● | ● | ● | | ● | |
| | GPBV200 | 200mm Vented | 5m | 2 | ● | | | | | | | | | | | | | |
| | GPBV225 | 225mm Vented | 5m | 2 | ● | | | | | | | ● | ● | ● | ● | | ● | |
| | GPBV250 | 250mm Vented | 5m | 2 | ● | | | | | | | | | | | | | |
| | GPBV300 | 300mm Vented | 5m | 2 | ● | | | | | | | ● | ● | ● | ● | | ● | |
| | GPBV350 | 350mm Vented | 5m | 2 | ● | | | | | | | | | | | | | |
| | GPBV405 | 405mm Vented | 5m | 2 | ● | | | | | | | ● | ● | ● | ● | | ● | |
| | GPBV450 | 450mm Vented | 5m | 2 | ● | | | | | | | | | | | | | |
| | GPBV500 | 500mm Vented | 5m | 2 | ● | | | | | | | | | | | | | |
| | GPBV605 | 600mm Vented | 5m | 1 | ● | | | | | | | | | | | | | ● |
| Double Vented General Purpose Board - 10mm | | | | | | | | | | | | | | | | | | |
|  | GPBDV225 | 225mm Double Vented | 5m | 2 | ● | | | | | | | | | | | | | |
| | GPBDV300 | 300mm Double Vented | 5m | 2 | ● | | | | | | | ● | | | | | | |
| | GPBDV350 | 350mm Double Vented | 5m | 2 | ● | | | | | | | | | | | | | |
| | GPBDV450 | 450mm Double Vented | 5m | 2 | ● | | | | | | | | | | | | | |
| | GPBDV605 | 605mm Double Vented | 5m | 2 | ● | | | | | | | | | | | | | |
| Hollow Soffit - 10mm | | | | | | | | | | | | | | | | | | |
|  | F104 | 100mm Hollow Soffit | 5m | 10 | ● | | | | | | | ● | ● | ● | ● | | | |
| | F312 | 300mm Hollow Soffit | 5m | 4 | ● | | | | | | | | | | | | | |
| | F112 | 300mm Hollow Soffit | 5m | 4 | ● | ● | ● | ● | ● | ● | ● | ● | ● | ● | ● | ● | ● | ● |
| | F112 | 300mm Hollow Soffit | 5m | 2 | ● | | | | | | | ● | ● | ● | ● | ● | ● | ● |
| GPB / GPBV / GPBDV / Hollow Soffit - Finishing Trims | | | | | | | | | | | | | | | | | | |
| See page 17 for diagrams | F105 | Wall Trim/ F Sec | 5m | 10 | ● | ● | ● | ● | ● | ● | ● | | | | | | | |
| | F106 | Joint Trim/ H Sec | 5m | 10 | ● | ● | ● | ● | ● | ● | ● | ● | ● | ● | ● | ● | ● | ● |
| | F107 | Starter Trim/ J Sec | 5m | 10 | ● | ● | ● | ● | ● | ● | ● | ● | ● | ● | ● | ● | ● | ● |
| | F108 | External Corner Trim | 5m | 5 | ● | ● | ● | ● | ● | ● | ● | ● | | | | | | |
| | FZ106 | Flexible H-trim/ Joint Trim | 5m | 10 | ● | ● | | | | | | | | | | | | |
| Soffit Ventilation | | | | | | | | | | | | | | | | | | |
| See page 21 for diagrams | F104V | Hollow Soffit Vent | 5m | 10 | ● | | | | | | | | | | | | | |
| | F109 | Soffit Ventilator | 5m | 10 | ● | ● | ● | ● | ● | ● | ● | ● | ● | ● | ● | ● | ● | ● |
| | FCV | Circular Soffit Vent | Piece | 50 | ● | ● | | | | | ● | ● | | | | | | |

● Some colour products are subject to a lead time. Ask your stockist for details
Hollow Soffit, F112 or F312, should not be used as an external wall cladding.



Windowboards, Architraves, Angles and Trims



High quality window boards, trims and accessories including end caps, architraves and angles available in a wide range of designs, sizes, colours and woodgrain finishes to match any window installation.



See our full colour range

Unfold our handy colour swatch page at the back of this catalogue

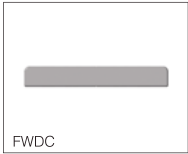

Windowboards

| Code | Description | Unit | Units per pack | Colour | | | | | | | | | | | | | | | | | | | | | | | | | | | | | | | | | | | | |
|--|---------------------------------|--|----------------|--------|-------|---------------|----|-----------|----|-------|-----|------------|----|-----------|----|-----------------|----|---------|-----|----------|-----|-----------|-----|-----------|-----|----------|-----|-----------|-----|-----------------|------|-----------------|-------|-------|-----|-------|-----|------------|-------|--|
| | | | | White | Black | Leather Brown | LB | Pale Gold | PG | Sable | SAB | Storm Grey | SG | Dark Grey | DG | Anthracite Grey | AG | Caramel | CAR | Mahogany | WGM | Light Oak | WGO | Black Ash | WGB | Rosewood | WGR | Irish Oak | WGI | Anthracite Grey | WGAG | Chartwell Green | WGCHG | Cream | WGC | White | WGW | Agate Grey | WGATE | |
| Window Boards - 10mm | | | | | | | | | | | | | | | | | | | | | | | | | | | | | | | | | | | | | | | | |
|  | FB150 | 150mm Bullnose Window Board | 5m | 2 | ● | | | | | | | | | | | | | | | | | | | | | | | | | | | | | | | | | | | |
| | FB175 | 175mm Bullnose Window Board | 5m | 2 | ● | | | | | | | | | | | | | | | | | | | | | | | | | | | | | | | | | | | |
| | FB200 | 200mm Bullnose Window Board | 5m | 2 | ● | | | | | | | | | | | | | | | | | | | | | | | | | | | | | | | | | | | |
| | FB225 | 225mm Bullnose Window Board | 5m | 2 | ● | | | | | | | | | | | | | | | | | | | | | | | | | | | | | | | | | | | |
| | FB250 | 250mm Bullnose Window Board | 5m | 2 | ● | | | | | | | | | | | | | | | | | | | | | | | | | | | | | | | | | | | |
| | FB455 | 455mm Bullnose Window Board (Double Ended) | 5m | 2 | ● | | | | | | | | | | | | | | | | | | | | | | | | | | | | | | | | | | | |
| | FBDC | Large End Cap | Piece | 50 | ● | | | | | | | | | | | | | | | | | | | | | | | | | | | | | | | | | | | |
| | FBEC | End Cap for FB Board | Pair (L&R) | 50 | ● | | | | | | | | | | | | | | | | | | | | | | | | | | | | | | | | | | | |
| | Architraves - 6mm | | | | | | | | | | | | | | | | | | | | | | | | | | | | | | | | | | | | | | | |
|  | FA45 | 40mm Architrave | 5m | 20 | ● | | | | | | | | | | | | | | | | | | | | | | | | | | | | | | | | | | | |
| | FA45 | 40mm Architrave | 5m | 10 | ● | | | | | | | | | | | | | | | | | | | | | | | | | | | | | | | | | | | |
| | FA65 | 60mm Architrave | 5m | 10 | ● | | | | | | | | | | | | | | | | | | | | | | | | | | | | | | | | | | | |
| | FA90 | 90mm Architrave | 5m | 10 | ● | | | | | | | | | | | | | | | | | | | | | | | | | | | | | | | | | | | |
| Window Trims | | | | | | | | | | | | | | | | | | | | | | | | | | | | | | | | | | | | | | | | |
| See page 17 for diagrams | FQ15 | 15mm Quadrant | 5m | 25 | ● | | | | | | | | | | | | | | | | | | | | | | | | | | | | | | | | | | | |
| | FQ15 | 15mm Quadrant | 5m | 10 | ● | | | | | | | | | | | | | | | | | | | | | | | | | | | | | | | | | | | |
| | FQ19 | 19mm Quadrant | 5m | 25 | ● | | | | | | | | | | | | | | | | | | | | | | | | | | | | | | | | | | | |
| | FQ19 | 19mm Quadrant | 5m | 10 | ● | | | | | | | | | | | | | | | | | | | | | | | | | | | | | | | | | | | |
| | FR15 | 15mm Square | 5m | 25 | ● | | | | | | | | | | | | | | | | | | | | | | | | | | | | | | | | | | | |
| | FB28 | 28mm Batten | 5m | 25 | ● | | | | | | | | | | | | | | | | | | | | | | | | | | | | | | | | | | | |
| | FD28 | 28mm D Section | 5m | 25 | ● | | | | | | | | | | | | | | | | | | | | | | | | | | | | | | | | | | | |
| | FD28 | 28mm D Section | 5m | 10 | ● | | | | | | | | | | | | | | | | | | | | | | | | | | | | | | | | | | | |
| | FF20 | 20mm Fillet | 5m | 25 | ● | | | | | | | | | | | | | | | | | | | | | | | | | | | | | | | | | | | |
| | FF20 | 20mm Fillet | 5m | 10 | ● | | | | | | | | | | | | | | | | | | | | | | | | | | | | | | | | | | | |
| | Rigid & Flexi Angles | | | | | | | | | | | | | | | | | | | | | | | | | | | | | | | | | | | | | | | |
| See page 17 for diagrams | FZ25 | 25 x 25mm Flexi Angle | 5m | 25 | ● | | | | | | | | | | | | | | | | | | | | | | | | | | | | | | | | | | | |
| | FZ50 | 50 x 50mm Flexi Angle | 5m | 10 | ● | | | | | | | | | | | | | | | | | | | | | | | | | | | | | | | | | | | |
| | FZ100 | 100 x 80mm Hollow Angle | 5m | 10 | ● | | | | | | | | | | | | | | | | | | | | | | | | | | | | | | | | | | | |
| | FZR30 | 30 x 30mm Rigid Angle | 5m | 20 | ● | ● | | | | | | | | | | | | | | | | | | | | | | | | | | | | | | | | | | |
| | FZR30 | 30 x 30mm Rigid Angle | 5m | 10 | ● | | | | | | | | | | | | | | | | | | | | | | | | | | | | | | | | | | | |
| | FZR40 | 40 x 40mm Rigid Angle | 5m | 20 | ● | | | | | | | | | | | | | | | | | | | | | | | | | | | | | | | | | | | |
| | FZR50 | 50 x 50mm Rigid Angle | 5m | 10 | ● | ● | | | | | | | | | | | | | | | | | | | | | | | | | | | | | | | | | | |
| | FZR100 | 100 x 100mm Rigid Angle | 5m | 5 | ● | ● | | | | | | | | | | | | | | | | | | | | | | | | | | | | | | | | | | |

* Products available in the following colours to complement Woodgrain Range, Black, Leather Brown and Caramel

Roofline and Window Board Accessories



Square Leg Fascia Accessories (FW, FMS, FMXS) - from page 7



Ogee Fascia Accessories (FO, FMO) - from page 8

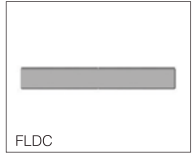
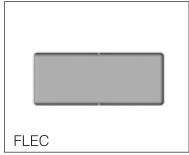



Magnum Fascia Accessories (FMD, FMR, FMXD) - from page 9








Find out more online at
www.freefoam.com


Square Edge Fascia Accessories (FLP, FML) - from page 10



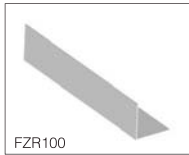
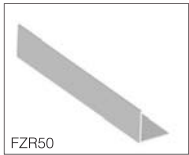
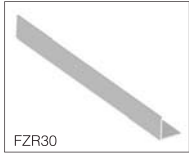

Soffit Accessories (GPB, GPBV, GPBDV) - from page 13



Window Trims – from page 15



Rigid & Flexi Angles – from page 15





Decorative Roofline

A choice of products to add a decorative finish to a project.

Decorative Fascia Boards and Mouldings




Create a stylish appearance with a range that includes scalloped fascia boards, decorative mouldings and finials.

Gallows Brackets

A range of plain and decorative Gallows Brackets for use under canopies, bay and oriel windows.



Find out more online at
www.freefoam.com

| Code | Description | Unit | Units per pack | Colour | | | | | | | | | | | | | | | |
|--|-------------|---|----------------|--------|-------|---------------|-----------|-------|------------|-----------|-----------------|-----------|-----|-----|-----|-----|-----|------|-------|
| | | | | White | Black | Leather Brown | Pale Gold | Sable | Storm Grey | Dark Grey | Anthracite Grey | Woodgrain | WGM | WGO | WGB | WGR | WGI | WGAG | WGCHG |
| Decorative Roofline Accessories & Boards | | | | | | | | | | | | | | | | | | | |
|  | FM01 | Ogee Décor Mould | Piece | 1 | ● | ● | ● | | | | | | | | | | | | |
| | FM02 | Plain Mould (Open) | Piece | 1 | ● | | | | | | | | | | | | | | |
| | FM03 | Plain Mould (Closed) | Piece | 1 | ● | | | | | | | | | | | | | | |
| | FM04 | Scalloped Fascia Convex 18mm thick | 5m | 2 | ● | | | | | | | | | | | | | | |
| | FM05 | Scalloped Fascia Concave 18mm thick | 5m | 1 | ● | | | | | | | | | | | | | | |
| Spires / Finials | | | | | | | | | | | | | | | | | | | |
|  | FIN_1 | Finial | Piece | 10 | ● | | | | | | | | | | | | | | |
| | FIN_1 | Finial | Piece | 1 | ● | ● | ● | ● | ● | ● | ● | ● | ● | ● | ● | ● | ● | ● | |
| | FIN_2 | 900mm x 65mm x 33mm | Piece | 1 | ● | | | | | | | | | | | | | | |
| | FIN_3 | 1300mm x 65mm x 33mm | Piece | 1 | ● | | | | | | | | | | | | | | |
| Plain and Decorative Gallows | | | | | | | | | | | | | | | | | | | |
|  | FGBS1 | Plain bracket 375mm x 300mm x 60mm | Piece | 2 | ● | | | | | | | | | | | | | | |
| | FGBS2 | Plain bracket 565mm x 400mm x 60mm | Piece | 2 | ● | | | | | | | | | | | | | | |
| | FGBS3 | Plain bracket 750mm x 600mm x 60mm | Piece | 2 | ● | | | | | | | | | | | | | | |
| | FGBD1 | Decorative bracket 375mm x 300mm x 60mm | Piece | 2 | ● | | | | | | | | | | | | | | |
| | FGBD2 | Decorative bracket 565mm x 450mm x 60mm | Piece | 2 | ● | | | | | | | | | | | | | | |
| | FGBD3 | Decorative bracket 750mm x 600mm x 60mm | Piece | 2 | ● | | | | | | | | | | | | | | |

● Some colour products are subject to a lead time. Ask your stockist for details



Plastops

Freefoam's own range of colour matched plastic-headed pins produced from A4 marine grade stainless steel to eliminate the risk of rust and discolouration. Available in a variety of sizes and colours to match our fascia, soffit and cladding systems.

| Code | Description | Unit | Units per pack | Colour | | | | | | | | | | | | | | | | | | |
|-----------------|-----------------|------|----------------|--------|-------|---------------|-----------|-------|------------|-----------|----|----|-----------|-----------|-----------|----------|-----------|-----------------|-----------------|-------|------------|---|
| | | | | White | | | Colour | | | | | | Woodgrain | | | | | | | | | |
| | | | | White | Black | Leather Brown | Pale Gold | Sable | Storm Grey | Dark Grey | DG | AG | Mahogany | Light Oak | Black Ash | Rosewood | Irish Oak | Anthracite Grey | Chartwell Green | Cream | Agate Grey | |
| PlasTops | | | | | | | | | | | | | | | | | | | | | | |
| P30 | 30mm Pins | 30mm | 200 | • | • | • | • | • | • | • | • | • | • | • | • | • | • | • | • | • | • | • |
| P40 | 40mm Pins | 40mm | 200 | • | • | • | • | • | • | • | • | • | • | • | • | • | • | • | • | • | • | • |
| N40 | 40mm Nails | 40mm | 100 | • | | | | | | | | | | | | | | | | | | |
| N50 | 50mm Nails | 50mm | 100 | • | • | • | • | • | • | • | • | • | • | • | • | • | • | • | • | • | • | • |
| N65 | 65mm Nails | 65mm | 100 | • | • | • | • | • | • | • | • | • | • | • | • | • | • | • | • | • | • | • |
| ACSS250 | Cladding Screws | 30mm | 250 | | | | | | | | | | | | | | | | | | | |
| CP30 | Cladding Pins | 30mm | 250 | • | | | | | | | | | | | | | | | | | | |

Please order Woodgrain Mahogany Pins & Nails to match Woodgrain Rosewood products
 Please order Anthracite Grey Pins & Nails to match Woodgrain Anthracite Grey products
 Please order Black Pins & Nails to match Woodgrain Black Ash

Fixings, Ventilation and Eaves Protection

| Code | Description | Unit | Units per pack | Colour | | | | | | | | | | | | | | | | | | | | | | | | | | | | | | | | | | |
|---|---------------------------|-------|----------------|--------|-------|---------------|-----------|-------|------------|-----------|-----------------|-------|-------|-----------|-----------|----------|-----------|-----------------|-----------------|------|---|---|---|---|---|---|---|---|---|---|---|---|---|---|---|---|--|--|
| | | | | White | Black | Leather Brown | Pale Gold | Sable | Storm Grey | Dark Grey | Anthracite Grey | White | Black | Light Oak | Black Ash | Rosewood | Irish Oak | Anthracite Grey | Chartwell Green | WGCR | | | | | | | | | | | | | | | | | | |
| Roofline & Ventilation Accessories | | | | | | | | | | | | | | | | | | | | | | | | | | | | | | | | | | | | | | |
| F104V | Hollow Soffit Vent | 5m | 10 | ● | | | | | | | | | | | | | | | | | | | | | | | | | | | | | | | | | | |
| F109 | Soffit Ventilator | 5m | 10 | ● | ● | ● | ● | ● | ● | ● | ● | ● | ● | ● | ● | ● | ● | ● | ● | ● | ● | ● | ● | ● | ● | ● | ● | ● | ● | ● | ● | ● | ● | ● | ● | ● | | |
| F109M | Mesh 30m long x 48mm wide | Piece | 1 | ● | | | | | | | | | | | | | | | | | | | | | | | | | | | | | | | | | | |
| FCV | Circular Soffit Vent | Piece | 50 | ● | ● | ● | ● | ● | ● | ● | ● | ● | ● | ● | ● | ● | ● | ● | ● | ● | ● | ● | ● | ● | ● | ● | ● | ● | ● | ● | ● | ● | ● | ● | ● | ● | | |
| FVENT10 | 10mm Over Fascia Vent* | 1m | 50 | ● | | | | | | | | | | | | | | | | | | | | | | | | | | | | | | | | | | |
| FVENT25 | 25mm Over Fascia Vent* | 1m | 50 | ● | | | | | | | | | | | | | | | | | | | | | | | | | | | | | | | | | | |
| FPEP1 | Eaves Protector* | 1m | 10 | ● | | | | | | | | | | | | | | | | | | | | | | | | | | | | | | | | | | |
| FPBC1 | Bird Comb* | 1m | 50 | ● | | | | | | | | | | | | | | | | | | | | | | | | | | | | | | | | | | |

See below for diagrams

Roofline & Ventilation Accessories





Cladding

A range of exterior cladding products to provide not only a decorative but also a protective facing to any new build or renovation project.

- Standard Open V and Shiplap styles in white and woodgrain finishes.
- Fortex® embossed cladding in Double Shiplap and Weatherboard styles.
- X-Wood 16mm woodgrain heavy duty cladding.

Durable

- Standard white cladding products are eligible for a standard 20 year guarantee that can be extended to an impressive 50 year guarantee when registered online.
- Woodgrain, Fortex embossed and X-Wood cladding comes with a 10 year guarantee.

Light and easy to install

PVC-U cladding panels are designed to make storing, handling and fitting quick and easy. With the weatherboard cladding weighing just 3.15kg per 5 metre board it is 4 times lighter than comparable fibre cement board.

A+ rated

PVC cladding offers a sustainable solution. Fortex comes with significant environmental credentials with the Building Research Establishment's (BRE) 'Green Guide To Specification, giving PVC cladding an A+ rating when installed with standard components.

Standard Cladding

| Code | Description | Unit | Units per pack | Aluminium Grey | White | Grey | GY | WGM | WGO | WGB | WGR | WGAG |
|------|-------------|------|----------------|----------------|-------|------|----|-----|-----|-----|-----|------|
|------|-------------|------|----------------|----------------|-------|------|----|-----|-----|-----|-----|------|

Shiplap Cladding



| | | | | | | | | | | | | |
|-------|---------------|-------|----|--|--|---|--|---|---|---|---|---|
| FC151 | 151mm Shiplap | 5m | 5 | | | ● | | ● | ● | ● | ● | ● |
| FC210 | Butt Joint | Piece | 10 | | | ● | | ● | ● | ● | ● | ● |

Open V Cladding



| | | | | | | | | | | | | |
|-------|--------------|-------|----|--|--|---|--|---|---|---|---|---|
| FV100 | 100mm Open V | 5m | 5 | | | ● | | | | | | |
| FV100 | 100mm Open V | 5m | 4 | | | | | ● | ● | ● | ● | ● |
| FV209 | Butt Joint | Piece | 10 | | | ● | | ● | ● | ● | ● | ● |

Cladding Trims and Accessories

See page 25
for diagrams

| | | | | | | | | | | | | |
|----------|---|------|-----|---|--|---|---|---|---|---|---|---|
| FC3013* | 2 Part Edge Trim | 3m | 5 | | | ● | | ● | ● | ● | ● | ● |
| FC3023* | Universal Edge Trim | 3m | 5 | | | ● | | ● | ● | ● | ● | ● |
| FC3043* | 2 Part External Corner Trim | 3m | 5 | | | ● | | ● | ● | ● | ● | ● |
| FC3153* | 2 part H trim | 3m | 5 | | | ● | | ● | ● | ● | ● | ● |
| FC3123* | 25mm Multi Vent Starter Trim | 3m | 5 | | | ● | ● | | | | | |
| FC311E3 | 25mm 2 Part Multi Vent Starter/Cover Trim | 3m | 1 | | | ● | | | | | | |
| FC3113 | 25mm 2 Part Multi Vent Starter/Cover Trim | | | | | | | ● | ● | ● | ● | ● |
| FC206* | Drip Trim | 5m | 5 | | | ● | | | | | | |
| FCA3063* | Drip Trim Aluminium | 3m | 6 | ● | | | | | | | | |
| FCF2123* | Starter Trim | 3m | 5 | | | ● | | | | | | |
| FC318E3 | 'H' Edge/ Extension Trim | 3m | 1 | | | ● | | | | | | |
| FC319E3 | 2 Part Reveal Liner | 3m | 1 | | | ● | | | | | | |
| ACSS250 | Cladding Screws | 30mm | 250 | | | ● | | | | | | |

* Can be bought in single pack quantities



Find out more online at
www.freefoam.com

Embossed Cladding



White Colour

| Code | Description | Unit | Units per pack | White | | | | | | | | | | | | |
|--|--------------------|-------|----------------|----------------|----|----|------|----|-----|----|----|----|-----|-----|------|--|
| | | | | Aluminium Grey | GY | PG | SAND | PB | CAP | AB | MG | SG | SLG | CLB | SAGN | |
| 300mm Double Plank Shiplap Embossed | | | | | | | | | | | | | | | | |
| FCD300E | 300mm Double Plank | 5m | 2 | ● | | ● | ● | | | | | | | | | |
| FCD209E | Butt Joint | Piece | 10 | ● | | ● | ● | | | | | | | | | |



| 333mm Double Plank Shiplap Embossed | | | | | | | | | | | | | | | |
|--|-------------------------------|-------|----------------|----------------|----|----|------|----|-----|----|----|----|-----|-----|------|
| Code | Description | Unit | Units per pack | Aluminium Grey | GY | PG | SAND | PB | CAP | AB | MG | SG | SLG | CLB | SAGN |
| FCD333E | 333mm Double Shiplap Cladding | 5m | 2 | ● | | ● | ● | | ● | ● | ● | ● | ● | ● | ● |
| FCD210E | Butt Joint | Piece | 10 | ● | | ● | ● | | ● | ● | ● | ● | ● | ● | ● |



| 170mm Feather Edge Weatherboard Embossed | | | | | | | | | | | | | | | |
|---|----------------|-------|----------------|----------------|----|----|------|----|-----|----|----|----|-----|-----|------|
| Code | Description | Unit | Units per pack | Aluminium Grey | GY | PG | SAND | PB | CAP | AB | MG | SG | SLG | CLB | SAGN |
| FCF170E | 170mm Embossed | 5m | 6 | ● | | ● | ● | ● | | ● | ● | ● | ● | ● | ● |
| FCF209E | Butt Joint | Piece | 10 | ● | | ● | ● | ● | | ● | ● | ● | ● | ● | ● |



| Cladding Trims and Accessories | | | | | | | | | | | | | | | | |
|---------------------------------------|---|------|----------------|-------|----------------|----|----|------|----|-----|----|----|----|-----|-----|------|
| Code | Description | Unit | Units per pack | White | Aluminium Grey | GY | PG | SAND | PB | CAP | AB | MG | SG | SLG | CLB | SAGN |
| FC301E3* | 2 Part Edge Trim | 3m | 5 | ● | | ● | ● | ● | ● | ● | ● | ● | ● | ● | ● | ● |
| FC302E3* | Universal Edge Trim | 3m | 5 | ● | | ● | ● | ● | ● | ● | ● | ● | ● | ● | ● | ● |
| FC304E3* | 2 Part External Corner Trim | 3m | 5 | ● | | ● | ● | ● | ● | ● | ● | ● | ● | ● | ● | ● |
| FC307E3* | Internal Corner Trim | 3m | 5 | ● | | ● | ● | ● | ● | ● | ● | ● | ● | ● | ● | ● |
| FC317E3* | 2 Part 135° External Corner Trim | 3m | 1 | ● | | ● | ● | ● | ● | ● | ● | ● | ● | ● | ● | ● |
| FC315E3* | 2 Part 'H' Trim | 3m | 5 | ● | | ● | ● | ● | ● | ● | ● | ● | ● | ● | ● | ● |
| FCF2123* | Starter Trim | 3m | 5 | ● | | | | | | | | | | | | |
| FCA3063* | Drip Trim Aluminium | 3m | 6 | | ● | | | | | | | | | | | |
| FC319E3 | 2 Part Reveal Liner | 3m | 1 | ● | | ● | ● | ● | ● | ● | ● | ● | ● | ● | ● | ● |
| FC318E3 | 'H' Edge/Extension Trim | 3m | 1 | ● | | ● | ● | ● | ● | ● | ● | ● | ● | ● | ● | ● |
| FC3123* | 25mm Multi Vent Starter Trim | 3m | 5 | | ● | | | | | | | | | | | |
| FC311E3 | 25mm 2 Part Multi Vent Starter/Cover Trim | 3m | 1 | ● | | ● | ● | ● | ● | ● | ● | ● | ● | ● | ● | ● |
| ACSS250 | Cladding Screws | 30mm | 250 | | | | | | | | | | | | | |

See page 25 for diagrams

* Can be bought in single pack quantities

Cladding Trims for Standard Range - from page 23



Cladding Trims for Embossed Range - from page 24



Become a Freefoam installer
See page 44 for more details

X-Wood Cladding**



Woodgrain

| Code | Description | Unit | Units per pack | White WGW | Cream WGCR | Oak WGO | Greyed Cedar WGGC | Wine Rec WGWR | Anthracite Grey WGAG | White Aluminium Grey |
|------------------------|-----------------|-------|----------------|--------------|---------------|------------|----------------------|------------------|-------------------------|-------------------------|
| X-Wood Cladding | | | | | | | | | | |
| FCV143 | X Wood Cladding | 5m | 2 | ● | ● | ● | ● | ● | ● | |
| FCV209 | Butt Joint | Piece | 10 | ● | ● | ● | ● | ● | ● | |



| X-Wood Cladding Trims | | | | | | | | | | |
|------------------------------|------------------------------------|--------|----------------|--------------|---------------|------------|----------------------|------------------|-------------------------|-------------------------|
| Code | Description | Length | Units per pack | White WGW | Cream WGCR | Oak WGO | Greyed Cedar WGGC | Wine Rec WGWR | Anthracite Grey WGAG | White Aluminium Grey |
| FCA3013* | 2 Part 'U' Trim | 3m | 5 | ● | ● | ● | ● | ● | ● | |
| FCA3023* | 'J' Trim | 3m | 5 | ● | ● | ● | ● | ● | ● | |
| FCA3043* | 2 Part External Corner Trim | 3m | 5 | ● | ● | ● | ● | ● | ● | |
| FCA3153* | 2 Part 'H' Trim | 3m | 5 | ● | ● | ● | ● | ● | ● | |
| FCA3163 | Cover Trim for Vented Starter Trim | 3m | 1 | ● | ● | ● | ● | ● | ● | |
| FC3123 | 25mm Multi Vent Starter Trim | 3m | 1 | | | | | | | ● |
| FCA3123* | Aluminium Starter Trim | 3m | 5 | | | | | | | ● |
| FCA3063* | Drip Trim Aluminium | 3m | 6 | | | | | | | ● |
| ACSS250 | Cladding Screws | 30mm | 250 | | | | | | | |

* Can be bought in single pack quantities

Cladding Trims for X-Wood Range



** Lead times apply to X-Wood Cladding



See our full colour range

Handy colour swatch page at the back of this catalogue

New! Cladding Calculator & Visualiser

CLADDING CALCULATOR

Take away the guesswork with our new Cladding Calculators.

A clever online tool to give a full list of all the materials needed for a cladding project

- Cladding boards
- Fitting trims
- Battens
- Fixings

Get an email with everything you need to place your order.

CLADDING VISUALISER

See how Freefoam cladding looks on your customer's home.

- Upload a photo of the home.
- Choose any colour or style of cladding.
- See exactly how it will look.
- Get a copy of the new look house.

Go to www.freefoam.com and follow the links

TELL YOUR CUSTOMERS ABOUT OUR NEW CLADDING TOOLS





Freeflow[®]

Rainwater Systems

Freefoam offer the Freeflow[®] range of innovative, high quality PVC-U rainwater systems.

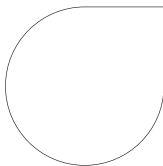
Each rainwater system is co-extruded with a white interior and a range of exterior colours - Freefoam's innovative solution to the problems associated with rapid heat absorption and expansion of gutters.

Systems


Square, Round, Deep, Ogee and Cast Iron effect

Colours

White




Black



Anthracite Grey



Leather Brown

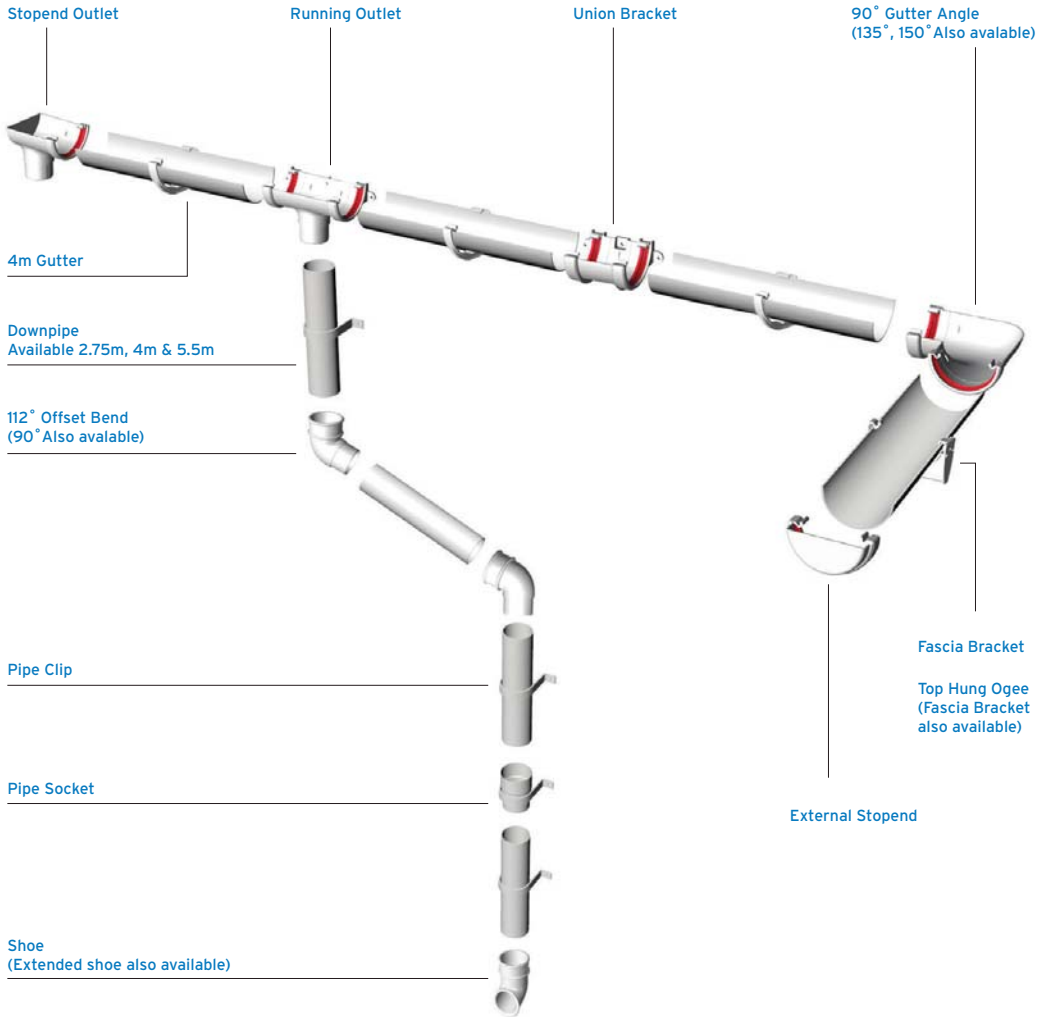


Cast Iron



Find out more online at
www.freefoam.com

Rainwater Systems



Co-extruded Gutters

Each rainwater system is co-extruded with a white interior and a range of exterior colours - Freefoam's innovative solution to the problems associated with rapid heat absorption and expansion of gutters.







Square and Round Rainwater Systems


| Code | Description | Unit | Box/Pack Quantities | White | Black | Leather Brown | Anthracite Grey | Cast Iron | BL | LB | AG | CBL |
|--|--------------------------------|------|---------------------|-------|-------|---------------|-----------------|-----------|----|----|----|-----|
| Freeflow Square Gutter & Fittings | | | | | | | | | | | | |
| FSG400 | 4 Mtr Square Gutter | 4m | 6 | ● | ● | ● | ● | | | | | |
| FSG500 | 5 Mtr Square Gutter | 5m | 6 | ● | ● | ● | ● | | | | | |
| FRS601 | 150° Gutter Angle | | 24/1 | ● | ● | ● | | | | | | |
| FRS602 | Union Bracket | | 24/6 | ● | ● | ● | ● | | | | | |
| FRS603 | 90° Gutter Angle | | 20/1 | ● | ● | ● | ● | | | | | |
| FRS604 | 135° Gutter Angle | | 26/1 | ● | ● | ● | ● | | | | | |
| FRS605 | Running Outlet | | 16/1 | ● | ● | ● | ● | | | | | |
| FRS606 | Stopend Outlet | | 30/1 | ● | ● | ● | ● | | | | | |
| FRS607 | Stopend External | | 135/15 | ● | ● | ● | ● | | | | | |
| FRS608 | Stopend Internal | | 200/10 | ● | ● | ● | ● | | | | | |
| FRS609 | Fascia Bracket | | 150/25 | ● | ● | ● | ● | | | | | |
| FRS611 | Square to Round Gutter Adaptor | | 55/11 | ● | ● | ● | | | | | | |



Square and Round Rainwater Systems


| Code | Description | Unit | Box/Pack Quantities | White | Black | Leather Brown | Anthracite Grey | BL | LB | AG | CBL |
|--|-------------|------------------------------|---------------------|--------|-------|---------------|-----------------|----|----|----|-----|
| Freeflow Square Downpipe & Fittings | | | | | | | | | | | |
|  | FSP275 | 2.75 Mtr Square Downpipe | 2.75m | 6 | ● | ● | ● | ● | | | |
| | FSP400 | 4 Mtr Square Downpipe | 4m | 6 | ● | ● | ● | ● | | | |
| | FSP550 | 5.5 Mtr Square Downpipe | 5.5m | 4 | ● | ● | ● | ● | | | |
| | FRS524 | 90° Offset Bend | | 40/10 | ● | ● | ● | ● | | | |
| | FRS525 | Pipe Socket | | 100/10 | ● | ● | ● | ● | | | |
| | FRS526 | Pipe Clip | | 200/10 | ● | ● | ● | ● | | | |
| | FRS536 | Flush Pipe Clip | | 240/30 | ● | ● | ● | ● | | | |
| | FRS527 | 112° Offset Bend | | 30/5 | ● | ● | ● | ● | | | |
| | FRS528 | Shoe | | 56/14 | ● | ● | ● | ● | | | |
| | FRS529 | 112° Branch | | 20/10 | ● | ● | ● | ● | | | |
| | FRS531 | Square to Round Pipe Adaptor | | 100/10 | ● | ● | ● | ● | | | |
| | FRS532 | Mini Offset | | 20/1 | ● | ● | ● | ● | | | |
| | FRS533 | Access Pipe | | 20/4 | ● | ● | ● | ● | | | |


| Code | Description | Unit | Box/Pack Quantities | White | Black | Leather Brown | Anthracite Grey | BL | LB | AG | CBL |
|--|-------------|--------------------------------|---------------------|--------|-------|---------------|-----------------|----|----|----|-----|
| Freeflow Round Gutter & Fittings | | | | | | | | | | | |
|  | FRG400 | 4 Mtr Gutter | 4m | 6 | ● | ● | ● | ● | | | |
| | FRG500 | 5 Mtr Gutter | 5m | 6 | ● | ● | ● | ● | | | |
| | FRR601 | 150° Gutter Angle | | 31/1 | ● | ● | ● | ● | | | |
| | FRR602 | Union Bracket | | 30/6 | ● | ● | ● | ● | | | |
| | FRR603 | 90° Gutter Angle | | 22/1 | ● | ● | ● | ● | | | |
| | FRR604 | 135° Gutter Angle | | 30/1 | ● | ● | ● | ● | | | |
| | FRR605 | Running Outlet | | 18/1 | ● | ● | ● | ● | | | |
| | FRR606 | Stopend Outlet | | 30/1 | ● | ● | ● | ● | | | |
| | FRR607 | External Stopend | | 120/15 | ● | ● | ● | ● | | | |
| | FRR608 | Internal Stopend | | 270/30 | ● | ● | ● | ● | | | |
| | FRR609 | Fascia Bracket | | 180/30 | ● | ● | ● | ● | | | |
| | FRS611 | Square to Round Gutter Adaptor | | 55/11 | ● | ● | ● | ● | | | |


| Code | Description | Unit | Box/Pack Quantities | White | Black | Leather Brown | Anthracite Grey | BL | LB | AG | CBL |
|--|-------------|-------------------------|---------------------|--------|-------|---------------|-----------------|----|----|----|-----|
| Freeflow Round Downpipe & Fittings | | | | | | | | | | | |
|  | FRP275 | 2.75 Mtr Round Downpipe | 2.75m | 6 | ● | ● | ● | ● | | | |
| | FRP400 | 4 Mtr Round Downpipe | 4m | 6 | ● | ● | ● | ● | | | |
| | FRP550 | 5.5 Mtr Round Downpipe | 5.5m | 4 | ● | ● | ● | ● | | | |
| | FRR524 | 90° Offset Bend | | 40/10 | ● | ● | ● | ● | | | |
| | FRR525 | Pipe Socket | | 100/10 | ● | ● | ● | ● | | | |
| | FRR526 | Pipe Clip | | 180/30 | ● | ● | ● | ● | | | |
| | FRR536 | Flush Pipe Clip | | 200/10 | ● | ● | ● | ● | | | |
| | FRR527 | 112° Offset Bend | | 48/9 | ● | ● | ● | ● | | | |
| | FRR528 | Shoe | | 40/10 | ● | ● | ● | ● | | | |
| | FRR529 | 112° Branch | | 20/10 | ● | ● | ● | ● | | | |
| | FRR530 | Hopper (FITS SQ OR RD) | | 10/1 | ● | ● | ● | ● | | | |
| | FRR532 | Mini Offset | | 20/1 | ● | ● | ● | ● | | | |
| | FRR533 | Access Pipe | | 20/1 | ● | ● | ● | ● | | | |

● Some colour products are subject to a lead time. Ask your stockist for details

Ogee and Deep Rainwater Systems

| Code | Description | Unit | Box/Pack Quantities | White | Black | Leather Brown | Anthracite Grey | BL | LB | AG |
|--|-------------|-------------------------|---------------------|--------|-------|---------------|-----------------|----|----|----|
| Freeflow Ogee Gutter & Fittings | | | | | | | | | | |
|  | FOG400 | 4 Mtr Ogee Gutter | 4m | 4 | • | • | • | • | | |
| | FRO601 | 150° Gutter Angle | | 10/1 | • | • | • | | | |
| | FRO602 | Union Bracket | | 22/1 | • | • | • | • | | |
| | FRO603 | 90° Gutter Angle | | 10/1 | • | • | • | • | | |
| | FRO604 | 135° Gutter Angle | | 12/1 | • | • | • | • | | |
| | FRO605 | Running Outlet | | 24/1 | • | • | • | • | | |
| | FRO606 | Stopend Outlet | | 20/1 | • | • | • | • | | |
| | FRO607 | External Stopend | | 100/10 | • | • | • | • | | |
| | FRO608 | Internal Stopend | | 100/10 | • | • | • | • | | |
| | FRO609 | Fascia Bracket | | 150/20 | • | • | • | • | | |
| | FRO611 | Ogee 2 Sq Adaptor | | 1/1 | • | • | • | | | |
| | FRR611 | Ogee 2 Rnd Adaptor | | 1/1 | • | • | • | | | |
| | FRO613 | Top Hung Fascia Bracket | | 150/25 | • | • | • | | | |

| | | | | | | | | | | |
|--|--------|-----------------------|----|--------------|---|---|---|---|--|--|
| Freeflow Deep Gutter & Fittings | | | | | | | | | | |
|  | FDG400 | Round Gutter | 4m | 4 | • | • | • | • | | |
| | fdf602 | Union Bracket | | 26(2x10,1x6) | • | • | • | • | | |
| | fdf603 | 90° Gutter Angle | | 15/1 | • | • | • | • | | |
| | fdf604 | 135° Gutter Angle | | 24/1 | • | • | • | • | | |
| | fdf605 | Running Outlet | | 14/1 | • | • | • | • | | |
| | fdf607 | External Stopend | | 96/12 | • | • | • | • | | |
| | fdf608 | Internal Stopend | | 300/30 | • | • | • | • | | |
| | fdf609 | Fascia Bracket | | 150/25 | • | • | • | • | | |
| | fdf611 | Deep to Round Adaptor | | 1/1 | • | • | | | | |

| | | | | | | | | | | |
|--|--------|--|--|---|--|--|--|--|--|--|
| Steel Gutter Brackets* | | | | | | | | | | |
|  | FRR614 | Galvanized Steel Adjustable Side Rafter Bracket | | 1 | | | | | | |
| | FRR615 | Galvanized Steel Rise and Fall Bracket | | 1 | | | | | | |
| | FRR616 | Galvanized Steel Drive for rise and Fall Bracket | | 1 | | | | | | |
| | FRR617 | Galvanized Steel Side Rafter Bracket | | 1 | | | | | | |

* Only suitable for round gutter system, see page 31



Find out more online at
www.freefoam.com

Cast Rainwater Systems

| | Code | Description | Unit | Box/Pack Quantities | Cast Iron | CBL |
|---|---|------------------------------|-------|---------------------|-----------|-----|
| Freeflow Round Gutter & Fittings - Cast Iron | | | | | | |
|  | FRG400CBL | 4 metre Round Gutter | 4m | 1 | | • |
| | FRR602CBL | Union Bracket | | 1 | | • |
| | FRR603CBL | 90° Gutter Angle | | 1 | | • |
| | FRR604CBL | 135° Gutter Angle | | 1 | | • |
| | FRR605CBL | Running Outlet | | 1 | | • |
| | FRR606CBL | Stopend Outlet | | 1 | | • |
| | FRR607CBL | External Stopend | | 1 | | • |
| | FRR609CBL | Fascia Bracket | | 1 | | • |
| | Freeflow Deep Gutter & Fittings - Cast Iron | | | | | |
|  | FDG400CBL | Deep Gutter | 4m | 1 | | • |
| | DF602CBL | Union Bracket | | 1 | | • |
| | DF603CBL | 90° Gutter Angle | | 1 | | • |
| | DF604CBL | 135° Gutter Angle | | 1 | | • |
| | DF605CBL | Running Outlet | | 1 | | • |
| | DF607CBL | External Stopend | | 1 | | • |
| | DF609CBL | Fascia Bracket | | 1 | | • |
| | Freeflow Round Downpipe & Fittings - Cast Iron | | | | | |
|  | FRP275CBL | Round Downpipe | 2.75m | 1 | | • |
| | FRP550CBL | Round Downpipe | 5.5m | 1 | | • |
| | FRR524CBL | 90° Offset Bend | | 1 | | • |
| | FRR526CBL | Pipe Clip | | 1 | | • |
| | FRR527CBL | 112° Offset Bend | | 1 | | • |
| | FRR528CBL | Shoe | | 1 | | • |
| | FRR529CBL | 112° Branch | | 1 | | • |
| | FRR530CBL | Hopper (FITS SQ OR RD) | | 1 | | • |
| | FRR532CBL | Mini Offset | | 1 | | • |
| | FRR534CBL | Round Magnum Style Pipe Clip | | 1 | | • |
| | FRR535CBL | Pipe Clip Collar | | 1 | | • |



PVC Internal Panelling

Geopanel® is a range of PVC interior decorative wall and ceiling panelling which provides a 100% waterproof stylish, modern and convenient panelling system for bathrooms and kitchens. Providing a cost-effective and practical alternative to tiling. Wall panels available in three different widths - 250mm, 600mm and 1m. Ceiling panels available in 200mm.

Easy to fit

- Panels fit together with a waterproof tongue-and-groove joint
- No drying time and grouting
- Fix over existing surfaces, including tiles
- No specialist training required
- Range of PVC and Aluminium trims

GEO[®]
panel

PVC Geo-Panel® Wall and Ceiling panels

| Code | Description | Unit | Units per pack | Ceiling Panels | White | Marble | Diamond Stone | Wood | Small Tile | Large Tile | Slate | Retro Matt | Concrete | Onyx |
|---|--------------------------------|------|----------------|-----------------------|-----------------|--|-------------------------------|------|----------------|------------|-------|------------|--------------|------|
| | | | | TSWHC/TSWHC4 WHCSI | WHC/WHC4 | BMC PMC LGMC TRC WMC BEMC | WDC BDC SGDC WHA/ASC | WHWC | STMBE STMLG | LTMLG | SLGMC | RPMS/SMC | CGMC CBMC | GOMC |
| Standard Range Wall Panels - 2.7m / 4m x 250mm x 5mm | | | | | | | | | | | | | | |
| GE8 | Geopanel 250mm wide PVC Panel | 2.7m | 4 | • • | • • • • • • • • | • | • | • | | | | | | |
| GE8 | Geopanel 250mm wide PVC Panel | 4m | 4 | • | • | | | | | | | | | |
| Standard - Ceiling Panels 200mm x 6mm | | | | | | | | | | | | | | |
| GE8TSWHC | PVC Panel | 2.7m | 5 | • | | | | | | | | | | |
| GE8TSWHC4 | PVC Panel | 4m | 5 | • | | | | | | | | | | |
| Mid Range Wall Panels - All 2.4m x 600mm x 7mm | | | | | | | | | | | | | | |
| GE9 | Geopanel 7mm x 600mm | 2.4m | 2 | | • | • | | • | | | • | • | • | • |
| Mid Range Wall Panels - All 2.6m x 600mm x 7mm | | | | | | | | | | | | | | |
| GE9 | Geopanel 7mm x 600mm | 2.6m | 2 | | | | | | • | • | | | | |
| Wide Range Wall Panels - All 2.4m x 1m x 10mm | | | | | | | | | | | | | | |
| GE7 | Geopanel 1000mm PVC Wide Panel | 2.4m | 1 | | • • • • • • • • | | • • • • • • • • | • | • | | | • | • | • |

Note: Some colours are subject to lead time – see below.

| Mid Range | Standard Range |
|-------------------------------|------------------------------|
| White Gloss (GE9WHC) | White Silver Edge (GE8WHCSI) |
| Grey Concrete Matt (GE9CGMC) | |
| Beige Concrete Matt (GE9CBMC) | |
| Grey Onyx Matt (GE9GOMC) | |



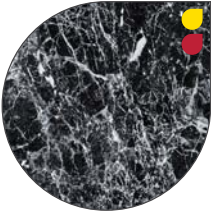
See our Geo-panel® colour range

Find them on pages 36 & 37

Geo-panel® Internal Panelling Finishes

Marble Range

Black Marble (BMC)




Pergamon Marble (PMC)



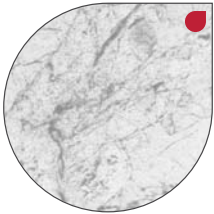
Light Grey Marble (LGMC)



Travertine Marble (TRC)



White Marble (WMC)




Beige Marble (BEMC)

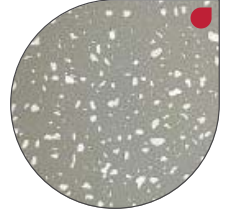


Diamond Range

White Diamond Stone (WDC)




Storm Grey Diamond Stone (SGDC)



Black Diamond Stone (BDC)




Arctic White (WHA)
Arctic Sparkle (ASC)




Tile Range


Beige Small Tile (STMBE)



Light Grey Small Tile (STMLG)



Light Grey Large Tile (LTMLG)



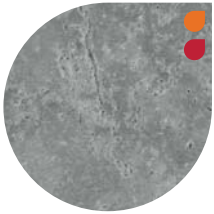
Note:

Colours/designs shown in this brochure are for availability identification only. Please see in store display or samples for exact colour/design representations.

Standard Mid Wide

Concrete Range

Grey Concrete - Matt (CGMC)




Beige Concrete - Matt (CBMC)




Ceiling Panels

White Silver Strip/
Silver Edge



White Gloss Range

White Gloss



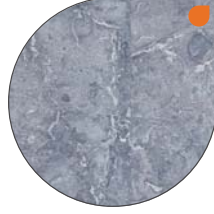
Retro Range

Silver Retro/Metallic (RPMSI/SMC)



Onyx Range

Grey Onyx - Matt (GOMC)



Slate Range

Light Grey Slate (SLGMC)



White Wood

White Wood Gloss (WHWC)





Geo-panel® Trims and Accessories

| Code | Description | Unit | Units per pack | Trim Colours | | | | | |
|--|-----------------|------|----------------|--------------|--------|-------|-----------------|-------------------------|-----------------|
| | | | | White | Silver | Black | Aluminium White | Aluminium Bright Silver | Aluminium Satin |
| Standard PVC Ceiling & Wall Trims - 5mm/6mm | | | | | | | | | |
| GET8UTWH | End U White | 2.7m | 10 | ● | | | | | |
| GET8ECWH | External Corner | 2.7m | 4 | ● | | | | | |
| GET8ICWH | Internal Corner | 2.7m | 4 | ● | | | | | |
| GET8HTWH | H-Join | 2.7m | 10 | ● | | | | | |
| GET8SMWH | Scotia Moulding | 2.7m | 4 | ● | | | | | |
| GET8UTSI | End U Silver | 2.7m | 10 | | ● | | | | |
| GET8ICSI | Internal Corner | 2.7m | 4 | | ● | | | | |
| GET8ECSI | External Corner | 2.7m | 4 | | ● | | | | |
| GET8HTSI | H-Join | 2.7m | 10 | | ● | | | | |
| GET8MSI | Scotia Moulding | 2.7m | 4 | | ● | | | | |
| GET8UTBL | End U Black | 2.7m | 10 | | | ● | | | |
| GET8ECBL | External Corner | 2.7m | 4 | | | ● | | | |
| GET8ICBL | Internal Corner | 2.7m | 4 | | | ● | | | |
| GET8HTBL | H-Join | 2.7m | 10 | | | ● | | | |

Geo-panel® Trims and Accessories

| Code | Description | Unit | Units per pack | Trim Colours | | | | |
|---|---|------|----------------|--------------|--------|-----------------|-------------------------|-----------------|
| | | | | White | Silver | Aluminium White | Aluminium Bright Silver | Aluminium Satin |
| Mid Range - Aluminium Mid Panel Trims - 7mm | | | | | | | | |
| GET9AECWH | Geopanel Aluminium 7.6mm External Corner White | 2.4m | 10 | | | ● | | |
| GET9AICWH | Geopanel Aluminium 7.6mm Internal Corner White | 2.4m | 10 | | | ● | | |
| GET9AUTWH | Geopanel Aluminium 7.6mm End U White | 2.4m | 10 | | | ● | | |
| GET9BSWH | Geopanel Aluminium 7.6mm Base Seal Trim White | 2.4m | 10 | | | ● | | |
| GET9AHTWH | Geopanel Aluminium 7.6mm H-Join White | 2.4m | 10 | | | ● | | |
| GET9AICSI | Geopanel Aluminium 7.6mm Internal Corner Bright Silver-Chrome | 2.4m | 10 | | | | ● | |
| GET9AECSI | Geopanel Aluminium 7.6mm External Corner Bright Silver-Chrome | 2.4m | 10 | | | | ● | |
| GET9AUTSI | Geopanel Aluminium 7.6mm End U Bright Silver-Chrome | 2.4m | 10 | | | | ● | |
| GET9AHTSI | Geopanel Aluminium 7.6mm H-Join Bright Silver-Chrome | 2.4m | 10 | | | | ● | |
| GET9BSSI | Geopanel Aluminium 7.6mm Base Seal Trim Bright Silver-Chrome | 2.4m | 10 | | | | ● | |
| Wide Panel Trims - 10mm | | | | | | | | |
| GET7UTWH | Geopanel PVC 10.5mm End U White | 2.4m | 10 | ● | | | | |
| GET7ECWH | Geopanel PVC 10.5mm External Corner White | 2.4m | 4 | ● | | | | |
| GET7ICWH | Geopanel PVC 10.5mm Internal Corner White | 2.4m | 4 | ● | | | | |
| GET7HTWH | Geopanel PVC 10.5mm H-Join White | 2.4m | 10 | ● | | | | |
| GET7BSWH | Geopanel PVC 10.5mm Base Seal White | 2.4m | 1 | ● | | | | |
| GET7UTSI | Geopanel PVC 10.5mm End U Silver | 2.4m | 10 | | ● | | | |
| GET7ECSI | Geopanel PVC 10.5mm External Corner Silver | 2.4m | 4 | | ● | | | |
| GET7ICSI | Geopanel PVC 10.5mm Internal Corner Silver | 2.4m | 4 | | ● | | | |
| GET7HTSI | Geopanel PVC 10.5mm H-Join Silver | 2.4m | 10 | | ● | | | |
| GET7BSSI | Geopanel PVC 10.5mm Base Seal Silver | 2.4m | 1 | | ● | | | |
| GET7AUTWH | Aluminium End U White | 2.4m | 1 | | | ● | | |
| GET7AICWH | Aluminium Internal Corner White | 2.4m | 1 | | | ● | | |
| GET7AECWH | Aluminium External Corner White | 2.4m | 1 | | | ● | | |
| GET7AHTWH | Aluminium H-Join White | 2.4m | 1 | | | ● | | |
| GET7AUTSI | Aluminium End U Bright Silver-Chrome | 2.4m | 1 | | | | ● | |
| GET7AICSI | Aluminium Internal Corner Bright Silver-Chrome | 2.4m | 1 | | | | ● | |
| GET7AECSI | Aluminium External Corner Bright Silver-Chrome | 2.4m | 1 | | | | ● | |
| GET7AHTSI | Aluminium H-Join Bright Silver-Chrome | 2.4m | 1 | | | | ● | |
| GET7AUTSA | Aluminium End U Satin | 2.4m | 1 | | | | | ● |
| GET7AICSA | Aluminium Internal Corner Satin | 2.4m | 1 | | | | | ● |
| GET7AECSA | Aluminium External Corner Satin | 2.4m | 1 | | | | | ● |
| GET7AHTSA | Aluminium H-Join Satin | 2.4m | 1 | | | | | ● |
| Geopanel Accessories (Suitable For All Ranges) | | | | | | | | |
| GET7DCSI | Geopanel PVC Decor Clip In - Silver | 2.4m | 1 | ● | | | | |
| GEOCLNSPRAY | Cleaner for Geopanel Range | | 12 per pack | | | | | |



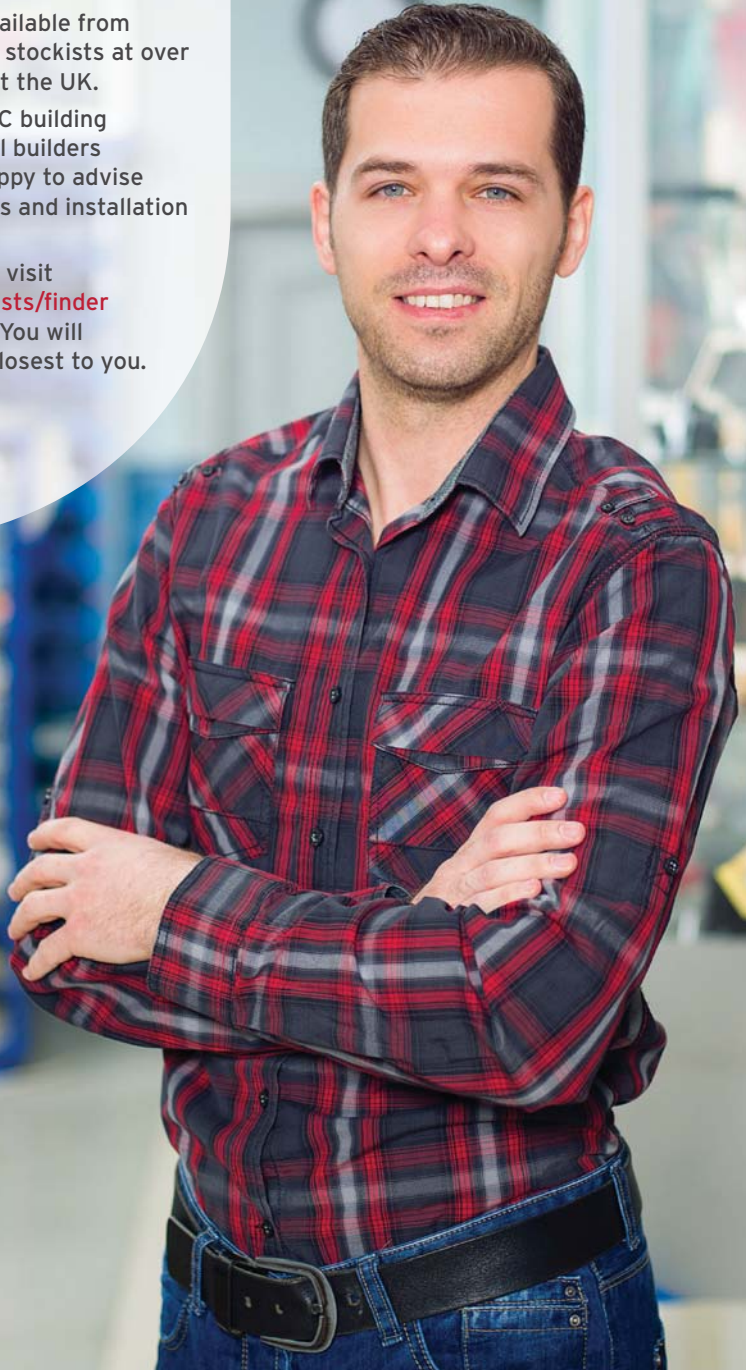
Become a Freefoam installer
See page 44 for more details

Freefoam Stockists

Freefoam products are available from a network of independent stockists at over 1000 locations throughout the UK.

Specialist suppliers of PVC building products or larger general builders merchants who will be happy to advise on products, colour ranges and installation of Freefoam products.

To find your local stockist visit www.freefoam.com/stockists/finder and enter your postcode. You will be able to see the three closest to you.



Scheduling Service

Freefoam offers an unbeatable scheduling service for all of our professional customers.

Our specialist team can provide accurate product specification and quantities for all elements of our building product range. This includes all fascia, soffit, guttering and exterior cladding materials.

Send your plans to
ukscheduling@freefoam.com

To find out more call 01604 683862



FREE Marketing Pack



 Registered
Installer

Become a Freefoam Registered Installer TODAY!

There's never been a better time to get your business aligned to one of the major roofline brands.

FREE TO JOIN FREEFOAM!

my freefoam

Reasons to become a freefoam registered installer

- Offer your customers a market leading product guarantee straight from the manufacturer*
- Stand out from the crowd. Only Freefoam Registered Installers can offer the Extended 50 year Guarantee
- Marketing and Sales support to build your business.

**Free leads! Generated from our consumer websites,
myfascia.co.uk and mycladding.com**

APPLY TODAY ONLINE AT www.myfreefoam.com



WELCOME TO MY CLADDING

Information & ideas on PVC external wall cladding and how to find a local registered professional installer.

Leads from consumer sites

Freefoam has been manufacturing fascia products for over 30 years.

During that time we've built up lots of knowledge and experience. We wanted to share this information with homeowners and demystify the process of getting fascia and cladding replaced - so we developed My Fascia and My Cladding.

Our aim is to

- help homeowners understand what roofline and cladding is all about and why it's important to keep it maintained.
- familiarise homeowners with the different roofline and cladding products so they can make an informed decision about roofline replacement.
- put homeowners in touch with a reliable Registered Freefoam installer.

As a Freefoam Registered Installer you will qualify to receive free leads from our consumer sites.





Installation Guide

Preparation

Plan all roofline installation procedures, system components and installation sequence before onsite fitting begins.

Ensure all work is carried out in accordance with good construction practice and complies with relevant Building Regulations.

Access

Never attempt to access the work area with an unsupported ladder or without a stable deck.

Always use a full scaffold platform or a purpose built cantilevered deck system with guard rails.

Storage and Handling

Load and unload by hand and support both ends of a 5m length when handling. Stack no higher than 1m, in pack sleeve on a flat base. Avoid contact with solvents, paint, creosote, bitumen etc. Coloured products should not be stored in direct sunlight, as heat distortion may occur.

Cutting

Use conventional carpentry tools. Run power tools at speeds appropriate for timber. Nail and screw holes do not require pre-drilling.

Asbestos

By law all asbestos materials must be removed by trained operatives under strictly controlled conditions. If you suspect asbestos is present consult your Local Authority before proceeding.

Working Temperatures

Avoid installation in temperatures greater than 30°C or less than 0°C.

Fixing Guidelines

| Fixing | Board | Max Centres |
|--------|---|---|
| N50 | Capping Over: FW, FO & FLP | White 600mm Black 300mm Woodgrain and other colours 400mm |
| N65 | Full Replacement: FMS, FMXS, FMO, FMD, FMR, FMF, FMXD | |
| P40 | Soffit | |
| P30 | Soffit | |
| CP30 | Hollow Soffit | |

Spacing of Fixings: Horizontal

| | |
|-----------------|-------|
| White Fascia | 600mm |
| Coloured Fascia | 400mm |
| Black Fascia | 300mm |

Spacing of Fixings: Vertical

| | |
|---|--|
| Fascia Up to 250mm wide | 2 fixings at required horizontal centres |
| Fascia Wider than 250mm | 3 fixings at required horizontal centres |
| Distance between fixings when there are 2 | not less than half width of board |
| Distance between fixings when there are 3 | not less that quarter width of board |

New Build/Full Replacement

Freefoam manufacture a range of Magnum boards for use in full replacement or new build work which require no backing board. The boards are self-supporting and should be fixed with Plastops colour co-ordinated nails.

Freefoam Rainwater system can be fitted directly to Magnum boards without the need for timber support.

If fascia used is less than 15mm then 18mm WBP plywood backing boards should be used.

Please note:

Distance from edge of board = not less than thickness of board, or 15mm, whichever is greater*

*pre-drill fascia in low temperatures & predrill accessories in all temperatures


Capping Over

Freefoam manufacture 9mm and 10mm Plain, Ogee and Square Edge Fascia designed for capping over existing fascia and bargeboard that are in sound condition, or for use with a backing board in refurbishment work.

Available in a wide choice of colours with complete range of matching trims and accessories for a neat finish.

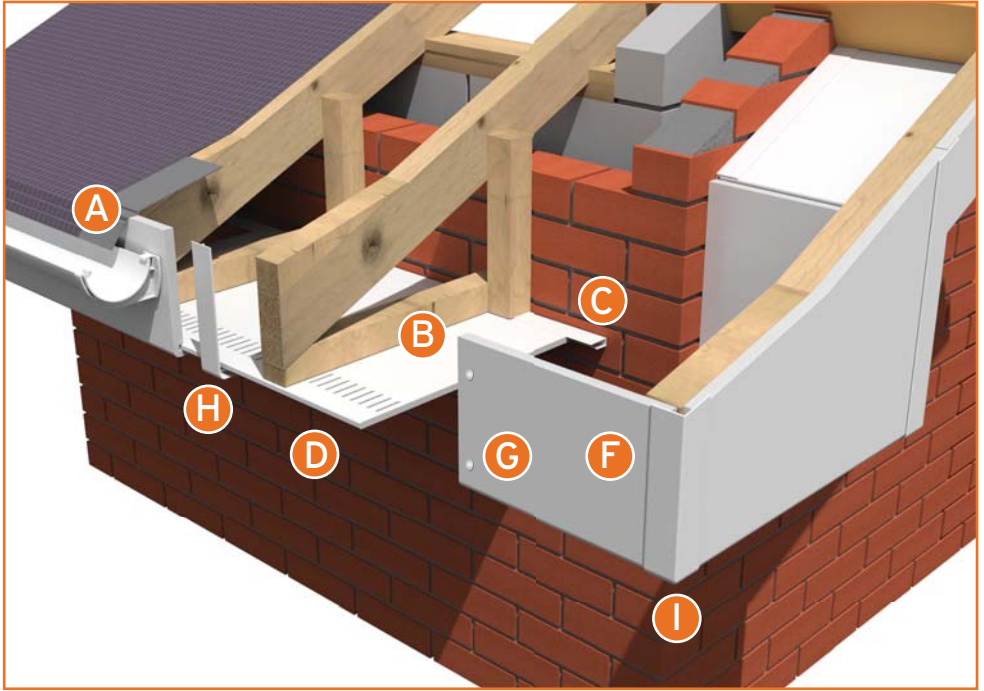
FO Ogee Fascia (10mm)

FW Plain Fascia (10mm)



Standard over fascia installation

Roofline Installation



Ventilation

Freefoam supply a range of roofline ventilation products. Ask your stockist for details. Adequate ventilation of the roof space through eaves, in terms of minimum statutory air path dimensions for various roof configurations in new build constructions, is a specified requirement.

Set out in British Building Regulations 2010: Approved Document F (England & Wales), as well as in its Scottish, Irish and Northern Ireland equivalents.

Order of work

- A** Cut back and replace damaged or worn felt, eaves can be made watertight using an eaves protector.

Use string lines to ensure rafter feet are aligned, If necessary use packing to align rafter feet.

- B** Install soffit bearers using timber battens spanned from rafter feet to the wall. Ensure that they are aligned and level.

Installation of Soffit

- C** If using a F107 'J' Trim fix this at each soffit bearer before soffit is fixed.

- D** Fix soffit boards to bearers using appropriate fixing pins (as shown on page 43). Soffit should extend 5mm beyond rafter if magnum fascia is used.

If fixing hollow soffit with joints perpendicular to fascia boards then supporting bearers will need to occur at each joint.

- E** If necessary boards can be joined at the ends using a F106 H/Joiner. Allow for 6mm extension gap at each end (12mm gap if joining two boards).




Installation of Fascia

- F** When determining fascia size ensure height is sufficient to provide tile kick. Allow for over fascia vents if being used.


- G** Fix Magnum Fascia Board with two N65 Plastops at each rafter end and non Magnum boards (less than 15mm) using two N50 Plastops at each rafter end.

- H** Join lengths of fascia between rafter positions using appropriate matching joiners ensuring 6mm expansion gap is provided at the end of each board.

- I** Use matching corner for internal and external corners. Allow for 6mm extension gap at each end (12mm gap if joining two boards).




Box End



- 1 Finish Fascia level with the face of the rafter gable. Soffit should over hang by 10mm and may be cut square or mitred.
- 2 Measure and cut fascia to form the return to gable wall using appropriate Double Ended Fascia Board, measure and cut box end to suit.
- 3 Measure and cut fascia to form the return to gable wall.
- 4 Remove section from corner joint to fit around rafter.
- 5 Fix fascia as bargeboard directly to gable rafter.

Note: Timber hangers should be installed as required to locate box end structure.

Window Boards and Trims



Preparation

Ensure substrate is clean and dry and is suitably sound to retain the window boards. If rotting or loose timber is present this should be replaced.

Installation

Ensure substrate is level and at the required height to meet the window at the required location. If necessary use packing to level the substrate or to raise the level.

Cut window **A** board to required depth and length. Note: allow extra length if horns* are required and trim board accordingly.

Fix board to substrate using a suitable general-purpose adhesive.

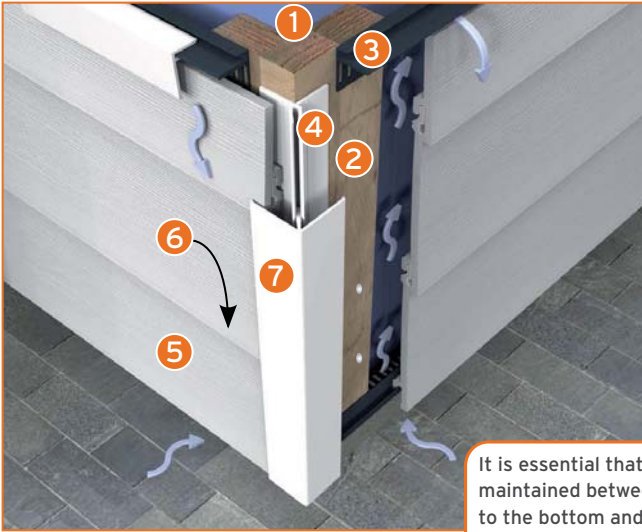
Junction between the board edges and window/reveals should be sealed with low modulus silicone.

If mechanical fixing is necessary use stainless steel screws or nails with plastic heads.

Fix trim **B** at junction between the cill and the window using low modulus silicone.

Cut endcaps **C** to length and fix using a suitable general-purpose adhesive.

Cladding Installation



Fitting instructions are suitable for all cladding ranges. Please see pages 22-26 for details of cladding products.

All Freefoam cladding profiles can be fitted horizontally or vertically.

When installing Cladding boards vertically, additional cross battens fitted vertically must be installed to allow for ventilation.




It is essential that continuous ventilation is maintained between the vertical battens from the top to the bottom and adequate expansion is allowed at the ends of boards.

Typical Installation Sequence

- 1** Fix a suitable breather membrane to substrate in accordance with manufacturer's recommendations.
- 2** Fix vertical 25mm x 50mm battens to substrate at 400mm c/c. start 200mm from the ground.
- 3** Fix ventilated starter trim at bottom of area (FC3123) making sure it is level. Fix ventilated closer trim (FC311E3) to top of area.
- 4** Fix Single Part Trims and/or first part of Two Part Edge, Corner and 'H' Trims as necessary. Do not cut second parts of trim to length yet.
- 5** Fit first Cladding Plank to Vented Starter Trim and screw fix top to cladding batten using ACSS250 cladding screws. Where necessary join the end of boards using a compatible Butt Joint or 'H' Trim with the correct expansion joint.
- 6** Interlock next Cladding Plank to the Plank below and screw fix top to cladding batten with ACSS250 cladding screws, repeating the process until the entire area to be clad is covered.
- 7** Cut second parts of 2 part trims to length and clip in place.

Note: Download Dormer Cheek installation information from www.freefoam.com

Cladding Trims





Roofline and Cladding Maintenance

When compared to the more traditional timber PVC roofline and cladding is an extremely low maintenance product.

All of our external PVC products come with weather-resistant properties that ensure they are durable enough to withstand harsh weathering and minimise the risk of severe wear and tear.

However, there are a number of steps you can take to help keep them looking as good as new for as long as possible.

Fascia, Soffit and Gutter

You can use specially formulated PVC panel cleaner, a mild, non-abrasive cleaner designed for PVC. Or you can simply wash down fascia, soffit and gutter occasionally with mild detergent and water. Clean out gutters of leaves, debris and moss. This ensures they maintain optimum performance.



Cladding

Use a specially formulated PVC panel cleaner or wash down with warm soapy water. You can also use a pressure washer (adjust to half power) every now and then to keep it clean and free from dirt or stains.

How to clean PVC if you're not using PVC panel cleaner

Step 1: Create a solution of 1 tablespoon of washing up liquid, and 1 litre of warm water in a clean plastic pail or bucket. Thoroughly mix the solution.

Step 2: Wipe the PVC panels with the solution using a microfibre cloth or sponge. Remove as much loose dirt and grime as possible. Frequently rinse the cloth with fresh water to avoid reapplying dirt to the PVC panel.

Step 3: Rinse the PVC panels with fresh water to wash away any of the soapy residue and/or the loosened dirt and grime.

Step 4: Buff the panels with a clean dry microfibre cloth to add shine and prevent soap scum from being visible.

Coastal areas: In coastal areas more frequent cleaning may be required.



Freefoam,
the colour
specialist

COLORMAX[™]
technology



Freefoam is the colour specialist manufacturing one of the most technologically advanced colour PVC-U and PVC-UE fascia and soffit ranges using the unique patented Colormax[™] technology.

Here's the science!

Freefoam manufacture using the co-extrusion process. A strong PVC-UE foam 'core' is simultaneously co-extruded with a rigid PVC-U skin, creating a smooth strong and hard wearing surface.

Colour Guaranteed

Available in a wide range of eight standard colours backed by an industry leading guarantee - up to 50 years on white products* and 10 years on all other colours

Off the shelf

Critically for trade and commercial sectors Colormax[™] technology allows Freefoam to supply the majority of colour products straight from stock. With no minimum order quantities Freefoam make choosing colour an easy option..

Woodgrain

Freefoam work with world leading foil provider Renolit using the Exofol PVC film for all woodgrain products to provide a durable fade resistant product.

Manufactured with two layers, the colour pigments in the base film use Solar Shield Technology to protect the fascia, soffit and cladding against excessive heat build up and the upper transparent layer prevents against fading caused by UV radiation or other weathering effects.

This technology allows Freefoam to offer a ten year guarantee on all woodgrain products.

- Built in sun reflection
- Reduced heat absorption
- Reduced profile temperature and expansion

*see www.myfreefoam.com for Terms and Conditions

Colormax Colour range

Fascia, Soffit, Window Boards and Trims



Woodgrain range

Fascia, Soffit, Window Boards, Trims and Cladding*



* Cladding is not available in all woodgrain colours

Notes:

1. Colours shown are for availability identification only. Please see colour swatch or product samples for exact colour representations.
2. Please note that the nearest Ral numbers above are provided for reference purposes only and do not guarantee a precise match. It is recommended that actual Freefoam product samples be used for comparison purposes.
3. Please contact Freefoam or see our Technical & Specification Manual for nearest Pantone and NCS reference numbers.

Please note that a lead time may apply to some products listed in this catalogue

Fortex Cladding Range



X-Wood Cladding Colour Range



Rainwater Range





Freefoam and the environment

Freefoam is committed to the prevention of pollution and to continual improvement in environmental management and performance. To reinforce our commitment we have achieved ISO 14001:2004 Environmental Management System certification in Group and implement this on an ongoing basis.

Freefoam and Recycling

- Freefoam currently recycle 85% of post production waste and are targeted to increase this to 98%.
- Freefoam keep scrap rates below 10% with highly efficient production processes.
- Freefoam products are 100% lead free; we mean complete product, not just the skin.



Note:

All specifications, dimensions, descriptions and illustrations contained in any Freefoam sales literature, quotation, or pricelist or other advertisement matter are intended merely to present a general idea of the goods that we sell. We reserve the right from time to time to make changes which are required to comply with any applicable safety or statutory requirements or which do not materially affect the quality or fitness for purpose of the goods you purchase from us.



Freefoam Building Products

77-83 St James Mill Road
Northampton
NN5 5JP

T: 01604 591110

F: 01604 580299

E: orders@freefoam.com

www.freefoam.com

