

## LESSON 5

### READING

#### This is my dog, Einstein

I have a pet. It's a small dog. His name is Einstein.  
This is a picture of him. He likes hiding in the mailbox.  
He's always at home. On Sundays I take him to the park.  
He runs a lot. I like my dog.  
He makes me company when I'm alone.  
He's good and quiet. He plays with me and he never barks.



### Comprehension Questions

1. ¿Qué tamaño tiene el perro?
2. ¿Cómo se llama?
3. ¿Qué le gusta hacer?
4. ¿Adónde lo llevan los domingos?
5. ¿Ladra mucho?

### NEW WORDS AND EXPRESSIONS

#### Animals -

I have a pet.

I have a dog / cat / rabbit /

bird / goldfish as a pet.

He / She is...

He is black / white / yellow...

He is small / big / huge.

He / She has black / white / soft hair.

He / She has black / blue / green eyes.

He / She likes going to the park.

He / She eats a lot / very little.

I like him / her very much.

My dog doesn't bite.

My dog doesn't bark.

My cat plays with a ball.

#### Animales

Tengo una mascota.

Tengo un perro / gato / conejo /

canario / pez como mascota.

El / Ella es...

El es negro / blanco / amarillo...

El es pequeño / grande / enorme.

El / Ella tiene pelo negro / blanco / suave.

El / Ella tiene ojos negros / azules / verdes.

A él / ella le gusta ir al parque.

El / Ella come mucho / poco.

Lo quiero mucho.

Mi perro no muerde.

Mi perro no ladra.

Mi gato juega con una pelota.

Animals				
dog	cat	monkey	lion	koala
rabbit	cow	elephant	penguin	ladybird
horse	donkey	whale	mouse	goat
bear	zebra	kangaroo	whale	shark

### Seasons - Estaciones

January	May	September	winter
February	June	October	spring
March	July	November	summer
April	August	December	autumn (GB), fall (US)

<b>Monday</b>	Lunes
<b>Tuesday</b>	Martes
<b>Wednesday</b>	Miércoles
<b>Thursday</b>	Jueves
<b>Friday</b>	Viernes
<b>Saturday</b>	Sábado
<b>Sunday</b>	Domingo

January	July
February	August
March	September
April	October
May	November
June	December

📖 **Ordinal Numbers - Números Ordinales**

<b>1</b>	<b>2</b>		<b>3</b>
first	second		third
<b>4</b>	<b>5</b>	<b>6</b>	<b>7</b>
fourth	fifth	sixth	seventh
<b>8</b>	<b>9</b>	<b>10</b>	<b>11</b>
eighth	ninth	tenth	eleventh
<b>12</b>	<b>13</b>	<b>14</b>	<b>15</b>
twelfth	thirteenth	fourteenth	fifteenth
<b>16</b>	<b>17</b>	<b>18</b>	<b>19</b>
sixteenth decimosexto	seventeenth decimoséptimo	eighteenth decimoctavo	nineteenth decimonoveno
<b>20</b>	<b>21</b>	<b>22</b>	<b>23</b>
twentieth vigésimo	twenty-first vigésimo primero	twenty-second vigésimo segundo	twenty-third vigésimo tercero
<b>24</b>	<b>25</b>	<b>26</b>	<b>27</b>
twenty-fourth	twenty-fifth	twenty-sixth	twenty-seventh
<b>28</b>	<b>29</b>	<b>30</b>	<b>31</b>
twenty-eighth	twenty-ninth	thirtieth	thirty-first
<b>100 one hundredth</b>			

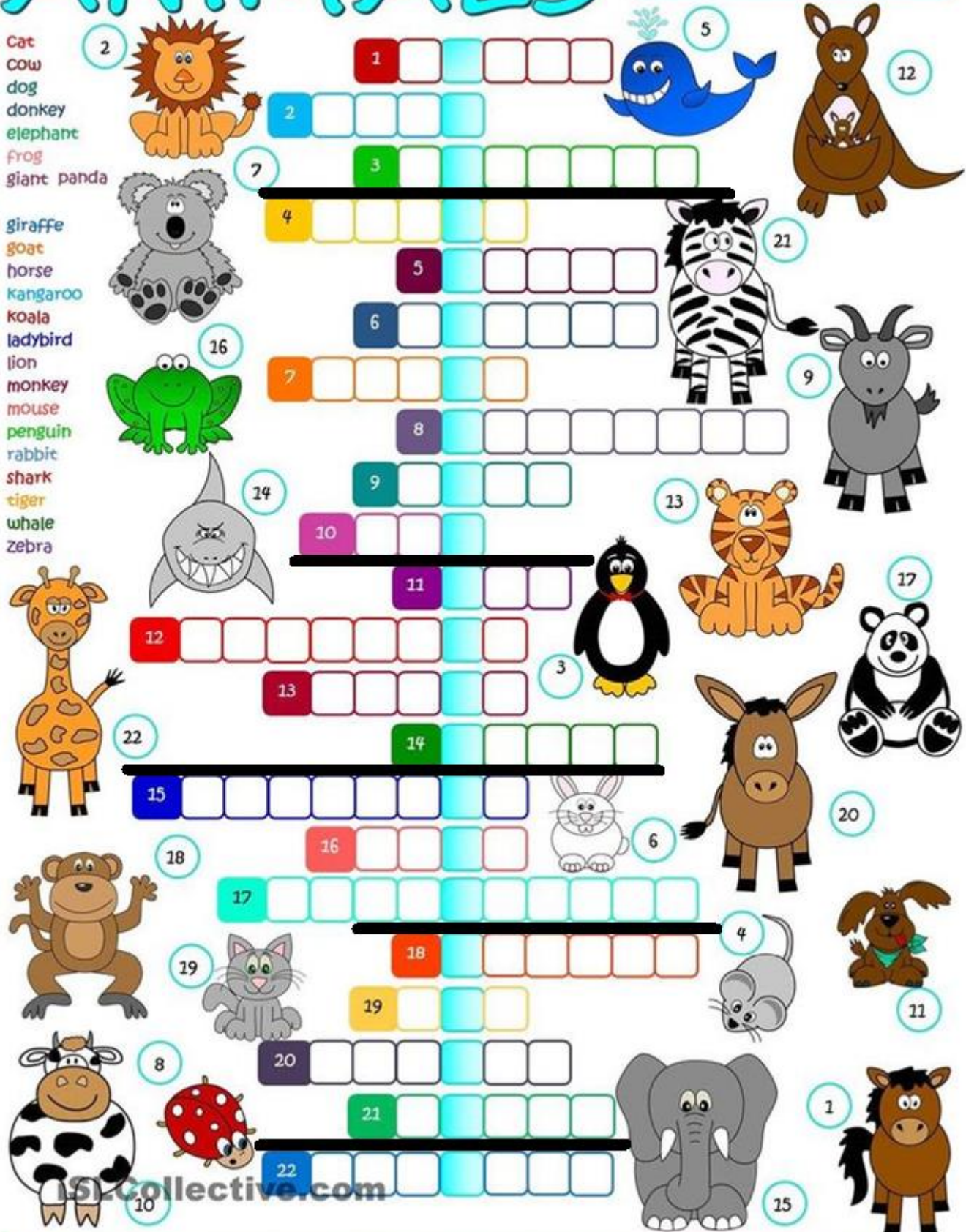


# ANIMALS

Match the words to the correct pictures and complete the crossword. Then find a secret message.

Cat  
Cow  
dog  
donkey  
elephant  
frog  
giant panda

giraffe  
goat  
horse  
kangaroo  
koala  
ladybird  
lion  
monkey  
mouse  
penguin  
rabbit  
shark  
tiger  
whale  
zebra



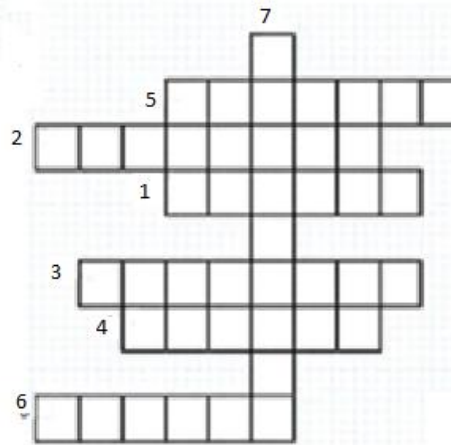
The secret message is \_\_\_\_\_ summer.

# Days of the Week

2.

Write the days of the week in the puzzle

1. First day of the week.
2. Sixth day of the week.
3. Fourth day of the week.
4. Seventh day of the week.
5. Second day of the week.
6. Fifth day of the week.
7. Third day of the week.



Here you are the code!



a	b	c	d	e	f
g	h	i	j	k	l
m	n	o	p	q	r
s	t	u	v	w	x
y	z	.	,	!	?

4.

Break the code and write the message!



# Months of the Year



1.

Find the names of the 12 months of the year in the puzzle. Then complete the words in the list on the right.

J	A	N	U	A	R	Y	P	L	U	P	R
K	P	O	E	U	W	X	O	C	J	A	I
F	R	I	D	G	V	E	C	J	U	L	Y
U	I	N	D	U	R	S	T	P	N	C	S
D	L	F	O	S	I	R	O	V	E	N	M
E	S	E	P	T	E	M	B	E	R	O	B
R	I	B	M	S	J	O	E	L	Z	S	W
M	A	R	C	H	H	F	R	R	K	G	H
A	X	U	R	N	O	V	E	M	B	E	R
B	N	A	C	W	T	Y	Q	U	V	N	M
L	H	R	D	E	C	E	M	B	E	R	S
M	A	Y	R	G	J	I	M	B	S	R	E

1. January

2. F\_\_\_\_\_

3. M\_\_\_\_\_

4. A\_\_\_\_\_

5. M\_\_\_\_\_

6. J\_\_\_\_\_

7. J\_\_\_\_\_

8. A\_\_\_\_\_

9. S\_\_\_\_\_

10. O\_\_\_\_\_

11. N\_\_\_\_\_

12. D\_\_\_\_\_

3.

Write the days of the week in the correct order. Remember, the first letter is a CAPITAL letter.



- 1 \_\_\_\_\_
- 2 \_\_\_\_\_
- 3 \_\_\_\_\_
- 4 \_\_\_\_\_
- 5 \_\_\_\_\_
- 6 \_\_\_\_\_
- 7 \_\_\_\_\_

Days of the week

FIND THE DAYS OF THE WEEK

S	E	T	F	R	I	D	A	Y
A	P	I	U	B	N	A	A	D
T	U	D	U	E	T	D	F	Y
U	T	H	U	R	S	D	A	Y
R	N	E	Y	E	U	D	T	T
D	Y	P	N	Y	N	L	A	N
A	I	D	D	O	D	I	A	Y
Y	E	Y	M	O	A	E	A	Y
W	A	R	N	A	Y	N	O	Y

B

Answer the questions:

What's the first month of the year?

→ .....It's January.....

1. What's the third month of the year?

→

2. What's the tenth month of the year?

→

3. What's the second month of the year?

→

4. What's the first month of the year?

→

5. What's the eighth month of the year?

→

6. What's the fourth month of the year?

→

7. What's the sixth month of the year?

→

8. What's the seventh month of the year?

→

C

Write these dates.



My birthday is on the fourteenth of March.

14<sup>th</sup> March

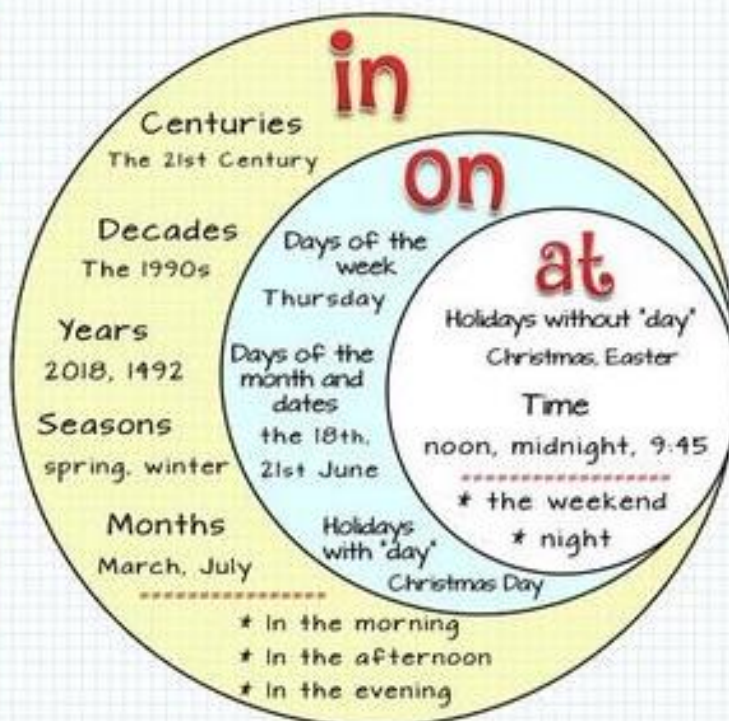


My birthday is on the thirtieth of April.

# A Question of Time

1 Fill in the sentences with the prepositions: in, on, at.

1. \_\_\_\_\_ 1789.
2. \_\_\_\_\_ autumn.
3. \_\_\_\_\_ April.
4. \_\_\_\_\_ the 15<sup>th</sup> century.
5. \_\_\_\_\_ noon.
6. \_\_\_\_\_ a quarter to five.
7. \_\_\_\_\_ Wednesday.
8. \_\_\_\_\_ the 20s.
9. \_\_\_\_\_ afternoon.
10. \_\_\_\_\_ 5<sup>th</sup> September.
11. \_\_\_\_\_ Monday morning.
12. \_\_\_\_\_ Thanksgiving Day.
13. \_\_\_\_\_ Medieval Times.
14. \_\_\_\_\_ midday.
15. \_\_\_\_\_ ten to ten.
16. \_\_\_\_\_ December.



2 Complete the sentences with: in, on, at.

0. The train leaves \_\_\_\_\_ five minutes, hurry up.
1. Dad always cooks \_\_\_\_\_ Mother's day.
2. She usually goes to bed \_\_\_\_\_ midnight.
3. The museum is closed \_\_\_\_\_ Mondays.
4. Many people eat sweets \_\_\_\_\_ Halloween.
5. He usually gets up late \_\_\_\_\_ Saturdays.
6. He doesn't work \_\_\_\_\_ the evenings.
7. Do the Olympic Games start \_\_\_\_\_ June?
8. Here the shops shut \_\_\_\_\_ half past eight.
9. We wear warm clothes \_\_\_\_\_ summer.
10. We like riding our bikes \_\_\_\_\_ the weekend.
11. I never do homework \_\_\_\_\_ Friday afternoon.
12. \_\_\_\_\_ the winter mornings it is cold.



My birthday is on the second of February.



My birthday is on the eleventh of November.



My birthday is on the twenty-fourth of October.



My birthday is on the tenth of September.

**D**

**Write these dates in full.**

15<sup>th</sup> January

the fifteenth of January

18<sup>th</sup> December

23<sup>rd</sup> July


10<sup>th</sup> June

29<sup>th</sup> August

30<sup>th</sup> May

# ORDINAL NUMBERS CROSSWORD PUZZLE

Look at the numbers on the pictures and write the ordinal numbers vocabulary in the crossword puzzle



# THERE IS / THERE ARE



1. There is a book in the bag.
2. There is a ruler in the bag.
3. There is an \_\_\_\_\_ next to the bag.
4. There is a \_\_\_\_\_ behind the bag.
5. There is a pen \_\_\_\_\_ the bag



1. There are books in the bag.
2. There \_\_\_\_\_ scissors in the bag.
3. \_\_\_\_\_ an apple in the bag.
4. \_\_\_\_\_ a glue stick in the bag.
5. \_\_\_\_\_ pencils in the bag.
6. \_\_\_\_\_ a ruler in the bag.
7. \_\_\_\_\_ crayons in the bag.



1. There is a crayon in the bag.
2. \_\_\_\_\_ an apple in the bag.
3. \_\_\_\_\_ pencil in the bag.
4. \_\_\_\_\_
5. \_\_\_\_\_



1. \_\_\_\_\_
2. \_\_\_\_\_
3. \_\_\_\_\_
4. \_\_\_\_\_
5. \_\_\_\_\_

# There is - There are



## 1. Complete with there is / there are

- ..... a t-shirt on the bed.
- ..... two books on the floor.
- ..... a scarf on the floor.
- ..... four pictures on the wall.
- ..... many books on the shelves.
- ..... a book on the bed.
- ..... a laptop on the floor.
- ..... some papers on the floor.

## 2. Answer the questions using

Yes, there is / Yes, there are / No, there isn't / No, there aren't

- Are there any eggs in the fridge? .....
- Are there any onions in the fridge? .....
- Is there any lettuce in the fridge? .....
- Is there any milk in the fridge? .....
- Are there bananas in the fridge? .....
- Is there a cake in the fridge? .....
- Are there any lemons in the fridge? .....
- Is there any pizza in the fridge? .....



## 3. True or false?

-  TRUE / FALSE
-  TRUE / FALSE
-  TRUE / FALSE
-  TRUE / FALSE
-  TRUE / FALSE
-  TRUE / FALSE
-  TRUE / FALSE
-  TRUE / FALSE

Name: \_\_\_\_\_

Date: \_\_\_\_\_

# GRAMMAR WORKSHEET

## THERE IS / THERE ARE

- Look at the picture below and complete the sentences.  
Use: "There is / are (two, three, etc. / a few / many) ..." OR "There isn't / aren't any..."

Picture A



Picture B



1. There is a car on the road in **Picture A**.
2. There isn't a car on the road in **Picture B**.
3. \_\_\_\_\_ a big tree in **Picture A**.
4. \_\_\_\_\_ two big trees in **Picture B**.
5. \_\_\_\_\_ a young boy in **Picture A**.
6. \_\_\_\_\_ a young girl in **Picture B**.
7. \_\_\_\_\_ three butterflies in **Picture A**.
8. \_\_\_\_\_ two butterflies in **Picture B**.
9. \_\_\_\_\_ balloons in **Picture A**.
10. \_\_\_\_\_ balloons in **Picture B**.
11. \_\_\_\_\_ a house in **Picture A**.
12. \_\_\_\_\_ a house in **Picture B**.

# Weather Draw! My name is \_\_\_\_\_

## Draw the weather



1. Today it's sunny



2. Today it's windy



3. Today it's cloudy



4. Today it's rainy



5. Today it's snowy



# seasons, months, week and parts of the day



week

\_\_\_\_\_

\_\_\_\_\_

\_\_\_\_\_

\_\_\_\_\_

\_\_\_\_\_

\_\_\_\_\_

\_\_\_\_\_

\_\_\_\_\_



parts of  
the day

\_\_\_\_\_

\_\_\_\_\_

\_\_\_\_\_

\_\_\_\_\_

\_\_\_\_\_

\_\_\_\_\_

\_\_\_\_\_

AT



seasons

\_\_\_\_\_

\_\_\_\_\_

\_\_\_\_\_

\_\_\_\_\_

N

months

\_\_\_\_\_

\_\_\_\_\_

\_\_\_\_\_

\_\_\_\_\_

\_\_\_\_\_

\_\_\_\_\_

\_\_\_\_\_



Help me to  
find a secret  
message with  
the rest of  
the letters.

The secret  
message is:

\_\_\_\_\_

\_\_\_\_\_

\_\_\_\_\_

\_\_\_\_\_

\_\_\_\_\_

\_\_\_\_\_

\_\_\_\_\_

E	M	A	R	C	H	N	E	V	E	N	I	N	G	J	N	M
J	O	F	R	I	D	A	Y	S	Y	M		Y	F	W	O	O
A	S	P	R	I	N	G	O	U	U	R	A	S	E	E	V	R
N	I	G	H	T	E	L	F	M		A	T	Y	B	D	E	N
U		T	J	U	L	Y	H	E	E		W	E	R	N	M	I
A	E	W	K	E	E	N	D	R		A	N	D	U	E	B	N
R	O	I		S	E	P	T	E	M	B	E	R	A	S	E	G
Y	C	N	S	D	T	U	A	U	T	U	M	N	R	D	R	D
Y	T	T		A	U	G	U	S	T	A		L	Y	A	O	T
A	O	E		Y	O	F	T	H	U	R	S	D	A	Y		E
P	B	R	M	O	N	D	A	Y	N	N	G	L	I	S	H	J
R	E	A	F	T	E	R	N	O	O	N	D		O	N		U
I	R	W	S	A	T	U	R	D	A	Y	E	A	E	K	D	N
L	A	D	E	C	E	M	B	E	R	Y	S		Y	O	K	E

# VOCABULARY & COLOURS

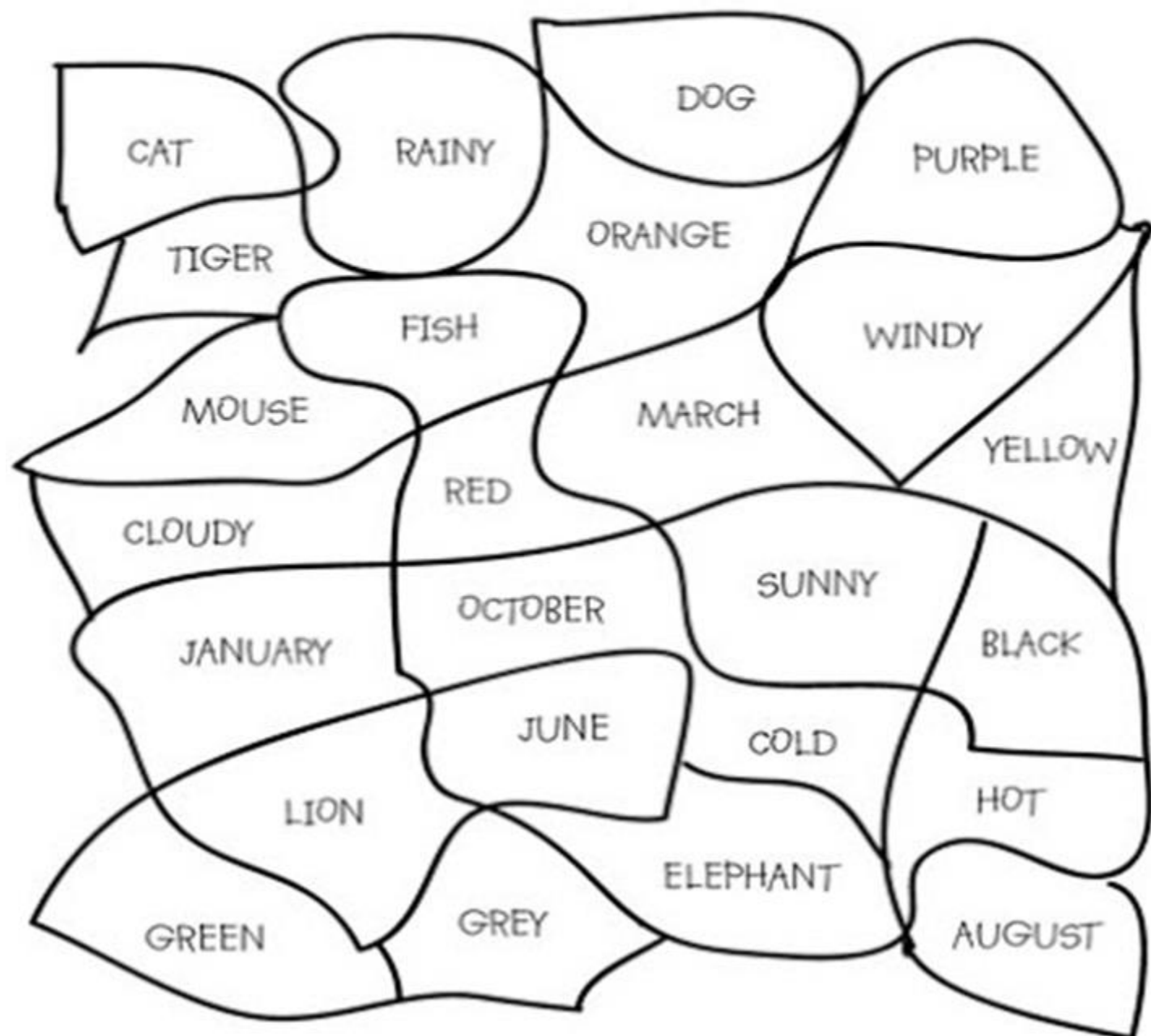


COLOUR THE WEATHER WORDS BLUE

COLOUR THE ANIMALS RED

COLOUR THE MONTHS OF THE YEAR GREEN

COLOUR THE COLORS ORANGE



# Love Me like You Do

Ellie Goulding

You're the light, you're the night  
You're the color of my blood  
You're the cure, you're the pain  
You're the only thing I wanna touch  
Never knew that it could mean so much,

so

You're the fear, I don't care  
'Cause I've never been so high  
Follow me through the dark  
Let me take you past our   
You can see the world you brought to life, to life

So love me like you do, lo-lo-love me like you do  
Love me like you do, lo-lo-love me like you do  
Touch me like you do, to-to-touch me like you  
you   
What are you waiting for?

Fading in, fading out  
On the edge of paradise  
Every inch of your skin is a holy grail I've got to   
Only you can set my heart on fire, on fire  
Yeah, I'll let you set the pace  
'Cause I'm not thinking straight  
My head's spinning around I can't see clear no more  
What are you waiting

Love me like you do, lo-lo-love me like you do (like you do)  
Love me like you do, lo-lo-love me like you do  
Touch me like you do, to-to-touch me like you do  
What are you waiting

Love me like you do, lo-lo-love me like you do (like you do)  
Love me like you do, lo-lo-love me like you do (yeah)

Touch me like you do, to-to-touch me like you do  
What are you waiting for?

I'll let you set the   
'Cause I'm not thinking straight  
My head's spinning around I can't see clear no more  
What are you waiting for?

Love me like you do, lo-lo-love me like you   
(like you do)  
Love me like you do, lo-lo-love me like you do (yeah)  
Touch me like you do, to-to-touch me like you do  
What are you waiting for?

Love me like you do, lo-lo-love me like you do (like you do)  
Love me like you do, lo-lo-love me like you   
(oh)  
Touch me like you do, to-to-touch me like you do  
What are you waiting for?

I'll let you set the pace  
'Cause I'm not thinking   
My head's spinning around I can't see clear no more  
What are you waiting for?

Love me like you do, lo-lo-love me like you do (like you do)  
Love me like you do, lo-lo-love me like you do (yeah)  
Touch me like you do, to-to-touch me like you do  
What are you waiting

Love me like you do, lo-lo-love me like you do (like you do)  
Love me like you do, lo-lo-love me like you   
(oh)  
Touch me like you do, to-to-touch me like you do  
What are you waiting for?

# A 5 Minute Activity #29

Write three words in each category.

Name: \_\_\_\_\_

1	Things with roots!			
2	Three types of footwear!			
3	Three jobs.			
4	Vintage things.			
5	Verbs starting with A.			
6	Synonyms for happy!			
7	Rivers!			
8	Things with pages!			
9	Odd numbers!			
10	Indoor jobs!			
11	Things you can "put out"!			
12	Languages in Europe!			
13	Snacks!			
14	Reptiles!			
15	Identification Cards!			



Read the following passage and  
answer the questions :



I have a white cat named Sally. She has blue eyes and pointy ears. She is five years old. She is a speedy cat. Sally likes to nap on her mat. She licks herself to clean her fur. She drinks milk and eats cat food. I sometimes give her a fish.

## Questions

1 - What is the name of the cat ?

.....

2 - Where does she likes to nap ?

.....


3 - Why does she lick herself ?

.....

4 - What does she eat ?

.....

© Copyright English Created Resources 2020 All rights reserved



<http://www.hugolescargot.com>

LIGHT  
BROWN = 2

GREEN = 16

VIOLET = 24 YELLOW = 36

PINK = 8

PURPLE = 20

BLUE = 32

RED = 48

Name: \_\_\_\_\_

## Let's Read *and* Color



1. The sun is yellow, and the birdhouse is brown.



2. The bird bath is gray, and the water is blue.



3. The bird in the bird bath is red. Its beak is orange.



4. The branch is brown, and the leaves are green.




5. The bird on the brown nest is blue.



6. The grass is green, and the flowers are pink.



7. The rabbit is brown, and the nose is pink.



Name				Date	
Class			Quiz		

Student ZipGrade ID

1	<input type="radio"/>	<input type="radio"/>	<input type="radio"/>	<input type="radio"/>
2	<input type="radio"/>	<input type="radio"/>	<input type="radio"/>	<input type="radio"/>
3	<input type="radio"/>	<input type="radio"/>	<input type="radio"/>	<input type="radio"/>
4	<input type="radio"/>	<input type="radio"/>	<input type="radio"/>	<input type="radio"/>
5	<input type="radio"/>	<input type="radio"/>	<input type="radio"/>	<input type="radio"/>
6	<input type="radio"/>	<input type="radio"/>	<input type="radio"/>	<input type="radio"/>
7	<input type="radio"/>	<input type="radio"/>	<input type="radio"/>	<input type="radio"/>
8	<input type="radio"/>	<input type="radio"/>	<input type="radio"/>	<input type="radio"/>
9	<input type="radio"/>	<input type="radio"/>	<input type="radio"/>	<input type="radio"/>
0	<input type="radio"/>	<input type="radio"/>	<input type="radio"/>	<input type="radio"/>

A B C D E

1	<input type="radio"/>	<input type="radio"/>	<input type="radio"/>	<input type="radio"/>	<input type="radio"/>
2	<input type="radio"/>	<input type="radio"/>	<input type="radio"/>	<input type="radio"/>	<input type="radio"/>
3	<input type="radio"/>	<input type="radio"/>	<input type="radio"/>	<input type="radio"/>	<input type="radio"/>
4	<input type="radio"/>	<input type="radio"/>	<input type="radio"/>	<input type="radio"/>	<input type="radio"/>
5	<input type="radio"/>	<input type="radio"/>	<input type="radio"/>	<input type="radio"/>	<input type="radio"/>
6	<input type="radio"/>	<input type="radio"/>	<input type="radio"/>	<input type="radio"/>	<input type="radio"/>
7	<input type="radio"/>	<input type="radio"/>	<input type="radio"/>	<input type="radio"/>	<input type="radio"/>
8	<input type="radio"/>	<input type="radio"/>	<input type="radio"/>	<input type="radio"/>	<input type="radio"/>
9	<input type="radio"/>	<input type="radio"/>	<input type="radio"/>	<input type="radio"/>	<input type="radio"/>
10	<input type="radio"/>	<input type="radio"/>	<input type="radio"/>	<input type="radio"/>	<input type="radio"/>

■ A B C D E ■ A B C D E

11	<input type="radio"/>	<input type="radio"/>	<input type="radio"/>	<input type="radio"/>	<input type="radio"/>
12	<input type="radio"/>	<input type="radio"/>	<input type="radio"/>	<input type="radio"/>	<input type="radio"/>
13	<input type="radio"/>	<input type="radio"/>	<input type="radio"/>	<input type="radio"/>	<input type="radio"/>
14	<input type="radio"/>	<input type="radio"/>	<input type="radio"/>	<input type="radio"/>	<input type="radio"/>
15	<input type="radio"/>	<input type="radio"/>	<input type="radio"/>	<input type="radio"/>	<input type="radio"/>
16	<input type="radio"/>	<input type="radio"/>	<input type="radio"/>	<input type="radio"/>	<input type="radio"/>
17	<input type="radio"/>	<input type="radio"/>	<input type="radio"/>	<input type="radio"/>	<input type="radio"/>
18	<input type="radio"/>	<input type="radio"/>	<input type="radio"/>	<input type="radio"/>	<input type="radio"/>
19	<input type="radio"/>	<input type="radio"/>	<input type="radio"/>	<input type="radio"/>	<input type="radio"/>
20	<input type="radio"/>	<input type="radio"/>	<input type="radio"/>	<input type="radio"/>	<input type="radio"/>

■ A B C D E ■ A B C D E

21	<input type="radio"/>	<input type="radio"/>	<input type="radio"/>	<input type="radio"/>	<input type="radio"/>
22	<input type="radio"/>	<input type="radio"/>	<input type="radio"/>	<input type="radio"/>	<input type="radio"/>
23	<input type="radio"/>	<input type="radio"/>	<input type="radio"/>	<input type="radio"/>	<input type="radio"/>
24	<input type="radio"/>	<input type="radio"/>	<input type="radio"/>	<input type="radio"/>	<input type="radio"/>
25	<input type="radio"/>	<input type="radio"/>	<input type="radio"/>	<input type="radio"/>	<input type="radio"/>
26	<input type="radio"/>	<input type="radio"/>	<input type="radio"/>	<input type="radio"/>	<input type="radio"/>
27	<input type="radio"/>	<input type="radio"/>	<input type="radio"/>	<input type="radio"/>	<input type="radio"/>
28	<input type="radio"/>	<input type="radio"/>	<input type="radio"/>	<input type="radio"/>	<input type="radio"/>
29	<input type="radio"/>	<input type="radio"/>	<input type="radio"/>	<input type="radio"/>	<input type="radio"/>
30	<input type="radio"/>	<input type="radio"/>	<input type="radio"/>	<input type="radio"/>	<input type="radio"/>

■ ■

Key Version

A ☐

B ☐

C ☐

D ☐

E ☐

Teachers: Hold paper on flat surface when grading.  
Be aware of bright lights and shadows.

Students: Fill circles completely with black ink or pencil.  
Erase all stray marks completely.