


Work Safe Smart Move Certificate completion

To get competency in the OH & S unit you are to complete the following Smart Move - Workplace Certificates (General – Building & Construction, Electrical & Metals & Engineering)

To obtain the certificates, you need to log onto a computer that has Internet access and type in the following path,

<https://smartmove.safetyline.wa.gov.au/certificate/>

Once you have done this you might have to sign in or register (If not completed beforehand)




SmartMove Certificate

After the General Module and an Industry Module quiz are successfully completed, a downloadable and printable certificate will be available. More than one Industry Modules can be attempted. The Completion Certificate will be generated and stored on your SmartMove account. When you login to your account, you can access your Completion Certificate at any time.



This brings the following page up, Click onto the TILE picture: **General Module**

Geoff Fielding

WorkSafe SmartMove offers you a chance to learn about potential dangers and be aware of your duties, rights and responsibilities in the workplace. You can work through the programme online, in class or at home, on a mobile device, or offline in preparation for your initial work experience. We hope you enjoy using SmartMove and obtain the knowledge to protect yourself at work and help create a safe workplace environment.

To obtain your SmartMove Certificate you need to successfully complete the **General Module** and at least one **Industry Module**. The Industry Modules will be unlocked upon your completion of the General Module. You may choose to complete more than one Industry Module and your certificate will be updated accordingly. The **SmartMove Certificate** is generated in PDF format and may be downloaded and printed to be presented to your teacher or employer.


Good luck and stay safe!

SmartMove Team :-)

Hint: Once you complete modules they move to the "Completed" section in "My Courses" tab!


My Courses

Search



The image shows a grid of four course tiles. The first tile, 'General Module', features a yellow speech bubble with a play button icon and is highlighted with a blue border. An arrow points from the text above to this tile. The other tiles are 'WHS Extension Module' (photo of students), 'SmartMove Additional Education Resources' (yellow folder icon), and 'The SmartMove Safety Passport Program' (checklist icon).

Click on this

Geoff Fielding


General Module

Dashboard / My courses / General Module

General Module

To gain a SmartMove certificate, you first need to complete the General Module quiz before attempting an Industry Module. Once you have passed the general module with a score of 80% or higher (28 out of a possible 35, with multiple attempts permitted) the Industry Modules become available. Go to an Industry Module of your choice, complete the Industry Module quiz, and download/print your certificate.

Please note that the Industry Modules will be unlocked (be accessible) within 15 minutes of completing the General Module. There is no certificate for just completing the General module on its own.



The image shows a single course tile for 'General Module'. The tile has a blue border and a yellow 'New Activity' badge in the bottom right corner. An arrow points from the text above to the tile.

General Module.

Complete the following reading before attempting the questions

- What is Work Health & Safety?
- Duty of Care
- Health & Safety Representative
- S.A.M.
- The Top 7 Hazards at Work
- Protect Yourself & Information on Workplace Signage
- Speak Up: Dangerous Work
- How to Solve a Problem
- Bullying – Beware
- Red Alert! - Handling Emergencies

Complete the module and the assessment. (Note you do not get a Certificate for this module)

When completion of the General module has been achieved continue with working through these modules for the (*Building & Construction, Electrical & Metals & Engineering*).

Building & Construction

Safe Work Method Statement/JSA
Electricity
Slips, Trips & Falls
Hazardous Substances
Machinery & Equipment
Manual Tasks
Noise
Sunburn & Heat Stress

Working Safely
Residual Current Devices
Lock, Isolate & Tag
Hazardous Substances
PPE & Clothing

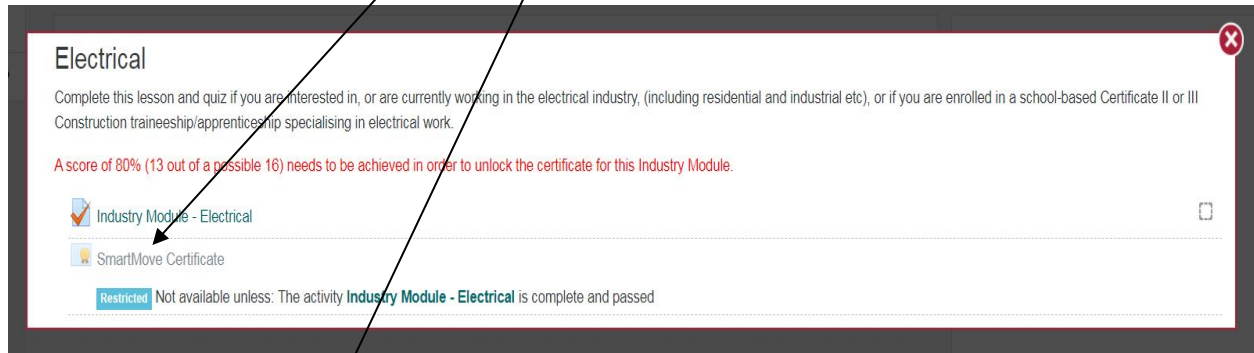
Metals & Engineering

Electricity
Forklifts
Hazardous Substances
Manual Tasks
Mechanical Equipment
Noise
Slips, Trips & Falls
Welding

When completed and have achieved 100% for each module print out your certificate.

To print out the Electrical Smart Move certificate click on the ICON for the module completed.

- Click on this icon.
- Follow the prompts to print the certificate (you might have to ask the lecturer which printer to use)



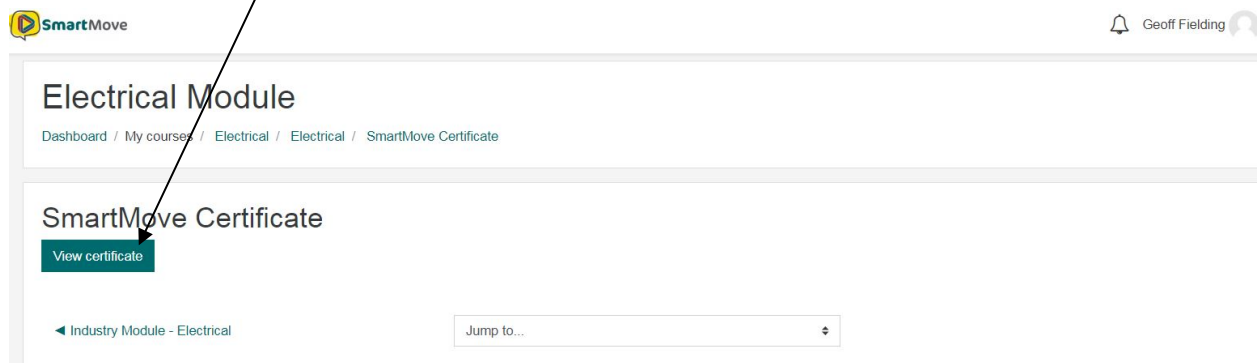
Electrical

Complete this lesson and quiz if you are interested in, or are currently working in the electrical industry, (including residential and industrial etc), or if you are enrolled in a school-based Certificate II or III Construction traineeship/apprenticeship specialising in electrical work.

A score of 80% (13 out of a possible 16) needs to be achieved in order to unlock the certificate for this Industry Module.

- Industry Module - Electrical
- SmartMove Certificate

Restricted Not available unless: The activity **Industry Module - Electrical** is complete and passed



SmartMove

Geoff Fielding

Electrical Module

Dashboard / My courses / Electrical / Electrical / SmartMove Certificate

SmartMove Certificate

View certificate

Industry Module - Electrical

Jump to...

This is the print view for the Electrical Smart Move Certificate.



When you have completed all the modules and printed off the certificates bring them to your lecturer.