

PROPERTY SUMMARY

BUILDING SIZE:	±6,670 SF
LOT SIZE:	± 0.3 Acres
RATE:	\$1.50 Net
TERMS:	3-5 years
APN#	7271-009-005
ZONING:	IG

- Secured Fenced and Paved Yard
- Adjacent To Port Of Long Beach
- Two (2) Street Accesses
- Four (4) Loading Doors
- High Quality Building Divisible To Two (2) Units
- Immediate 710 Freeway Access

LOCAL EXPERTISE. INTERNATIONAL REACH. WORLD CLASS.






Ron Mgrublian
Principal | DRE# 01902882
P: +1(562)354-2537
E: rmgrublian@leelalb.com


CONNECT WITH US ON OUR SOCIALS!

 www.lee-associates.com
  @leeassociateslalb
 @leeassociateslalb
  @LeeAssociatesLA

Copyright © Lee & Associates. All rights reserved. No part of this work may be reproduced or distributed without written permission of the copyright owner. The information contained in this report was gathered by Lee & Associates from sources believed to be reliable. Lee & Associates, however, makes no representation concerning the accuracy or completeness of such information and expressly disclaims any responsibility for any inaccuracy contained herein.



LOCAL EXPERTISE. INTERNATIONAL REACH. WORLD CLASS.



Ron Mgrublian
Principal | DRE# 01902882
P: +1(562)354-2537
E: rmgrublian@leelalb.com

CONNECT WITH US ON OUR SOCIALS!

 www.lee-associates.com  @leeassociateslab
 @leeassociateslab  @LeeAssociatesLA

Copyright © Lee & Associates. All rights reserved. No part of this work may be reproduced or distributed without written permission of the copyright owner. The information contained in this report was gathered by Lee & Associates from sources believed to be reliable. Lee & Associates, however, makes no representation concerning the accuracy or completeness of such information and expressly disclaims any responsibility for any inaccuracy contained herein.