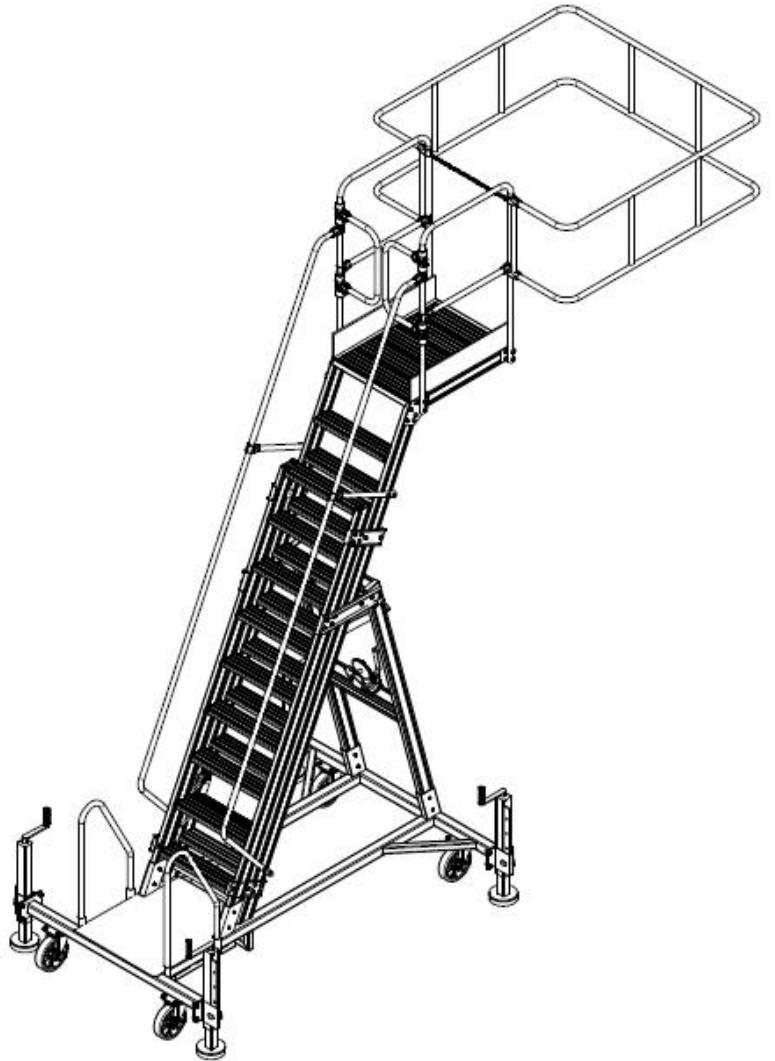


# YP

## YP400

YÜKSEKLİĞİ Ayarlanabilir Platform  
Adjustable Platform  
Höhenverstellbare Plattform  
Plateforme Réglable en Hauteur  
Plataforma Ajustable  
Регулируемая платформа

Kurulum Kılavuzu  
Assembly Guide  
Montageanleitung  
Guide d'assemblage  
Guía de montaje  
Руководство по сборке



## Additional instructions for use of YP 250/300/400

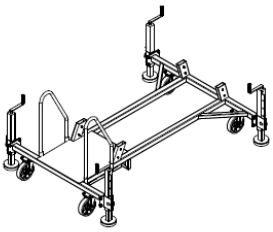


- Minimum two (2) people must be present during the installation.
- Use crane or forklift during the installation.

- Make a visual check of the height adjustable platform before each use.
- Do not use a damaged ladder platform. Damaged conditions immediately. Report and put sign and label not to use the ladder platform.
- Use the height adjustable platform on flat floors only.
- Approach the height-adjustable platform parallel to the working area without gaps.
- Lock the wheels before use and bring (4 ) stabilisers to open position.
- Adjust the height of the product with the help of the hand winch.
- When the height-adjustable platform is brought to into working height, put the latch on the step.
- Hold onto the handrails while descending the platform.
- When the work is done, release the latches by raising the product.
- Bring the product into closed position by moving the hand vinch to opposite direction.
- Release the locks on the height-adjustable platform wheels and bring the stabilisers to the closed position.
- Do not exceed 5 km / speed while moving the product to the storage area.

# YP300

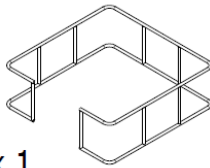
## YP-300



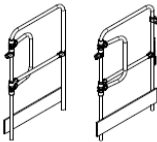
x 1



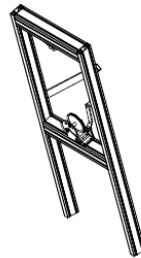
x 1



x 1



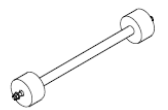
x 2



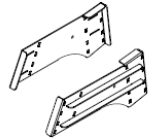
x 1



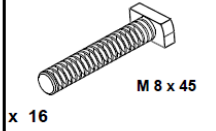
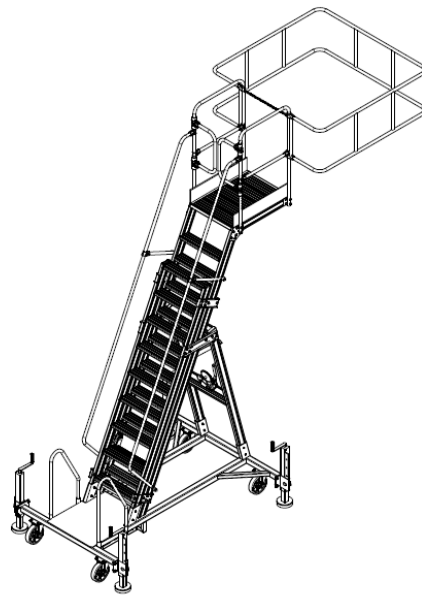
x 2

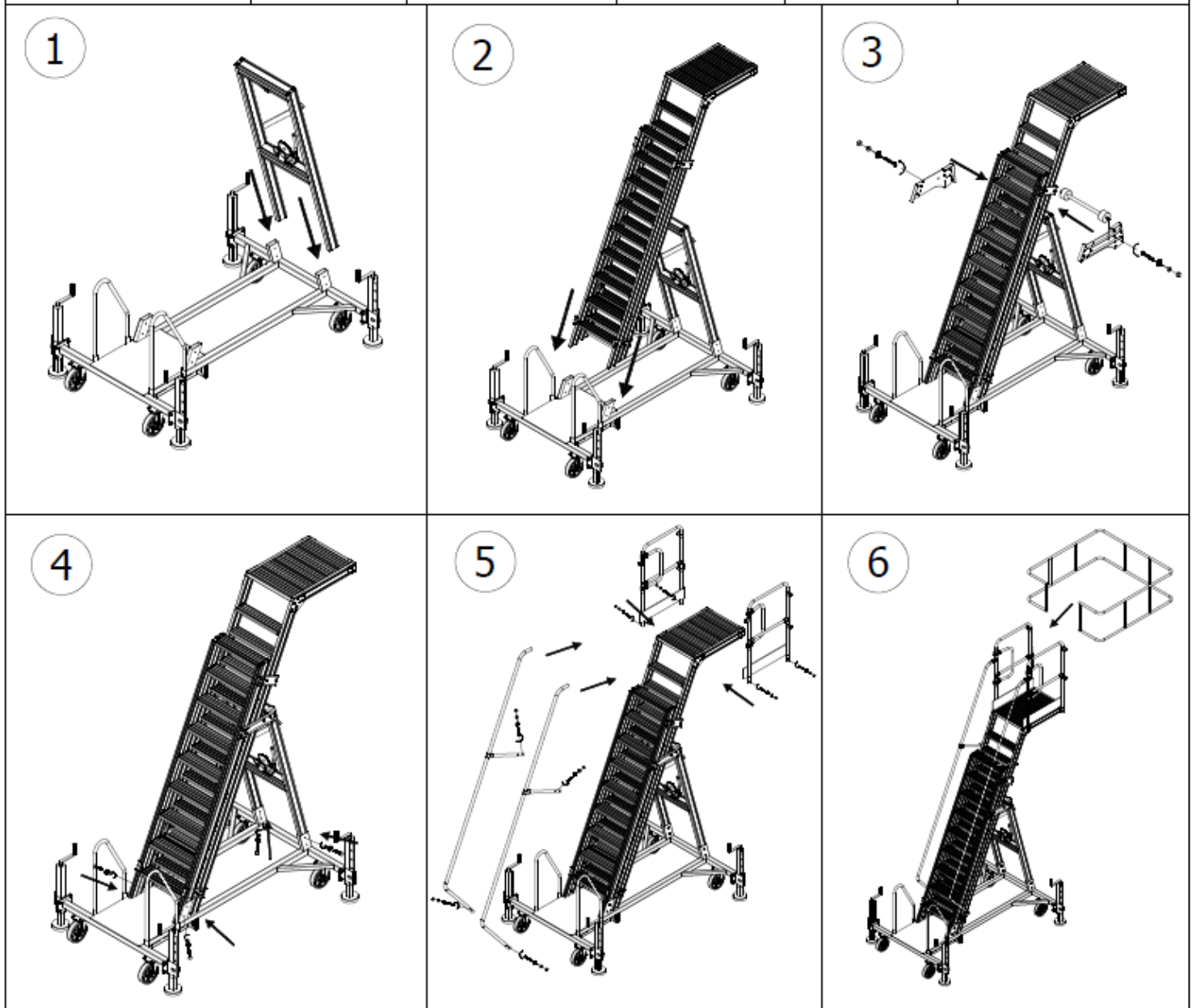


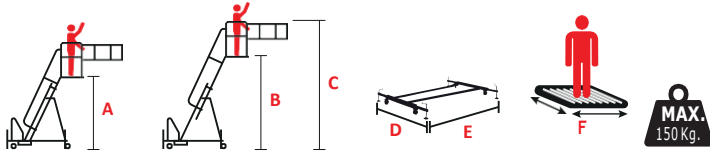
x 1



x 2

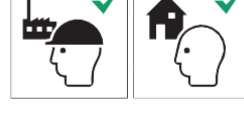
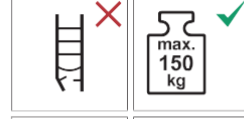






	A (m.)	B (m.)	C (m.)	D (m.)	E (m.)	F (cm.)	(kg.)
YP250	2,48	3,18	4,28	1,75	2,10	60x76	327
YP300	3,05	4,05	5,15	1,75	2,33	60x76	335
YP400	4,00	6,00	7,10	2,10	3,75	60x91	537


**UYARI / WARNING / WARNUNG**  
 MERDÜVENLERİ SEKİLLERE UYGUN KULLANINIZ  
 USE THE LADDERS AS SHOWN AT THE PICTOGRAMS  
 VERWENDEN SIE DIE LEITER, WIE SIE IN DEN PICTOGRAMMEN GEZEIGT WERDEN




ÜRETİM TARİHİ/PRODUCTION DATE/HERSTELLUNGSDATUM

**UYARI / WARNING / WARNUNG**  
 MERDÜVENLERİ SEKİLLERE UYGUN KULLANINIZ  
 USE THE LADDERS AS SHOWN AT THE PICTOGRAMS  
 VERWENDEN SIE DIE LEITER, WIE SIE IN DEN PICTOGRAMMEN GEZEIGT WERDEN

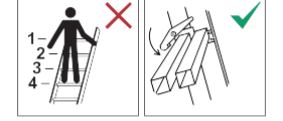
Dayamalı Merdövenler  
 Leaning Ladders / Anlegeleitern



Ayakta Durabilen Merdövenler  
 Standing Ladders / Stehleitern



Çok Amaçlı Merdövenler  
 Combination Ladders / Mehrzweckleitern



Mobile Platformlu Merdövenler  
 Mobile Ladders with Platform  
 Mobile Podestleitern

