



The importance of choosing well



clay roof tile  
lógica marseilha



Colour: RED

The logic of the leader




# clay roof tile lógica marseille

## Weatherproof and perfect fitting

Its deep interlock ensures resistance to weather lightness and easy fixing, making of the Logica an easy and safe tile.



Subject to specific conditions (see next page)



Colour: RED

## A renewed classic:

Remembers the design of traditional marseille tiles, upgrading it to the latest generation finishing.

## State-of-the-art technology:

Manufactured in individual H-cassette supports with plaster moulds and selected clays, tolerating the highest kiln temperatures.

Regulation:	UNE EN 1304
Installation regulation:	UNE 136020
Impermeability test:	1 UNE EN 539-1 Method 2
Fire resistance:	Class A1 UNE EN 13501-1
Frost resistance:	150 cycles UNE EN 539-2 Method E
Transverse breaking strength:	≥ 900 N UNE EN 538



NAENOR EN 1304



CERTIF



CE EN 1304



APCER ISO-9001




IQNET ISO-9001

Colour: MATE ÉBANO





# colours



RED

Clay roof tiles are natural products therefore small variations in colour might occur as a result of the production process. The printing process of this catalogue does not guarantee that printed colours will accurately match to actual roof tile colours.





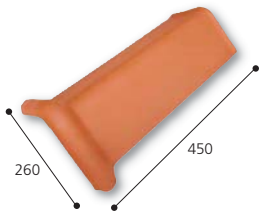
# accessories

Dimensions in mm.

1 mm = 0.03937 inches - 1 square metre = 10.764 square feet - 1 kg = 2.2046 lbs.

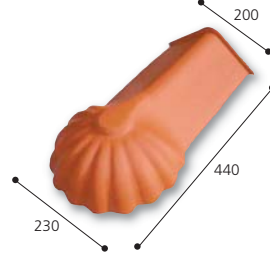
## Triangular ridge

Weight per unit (kg): 3.00  
Un./lm: 2.4




## Triangular hip end

Weight per unit (kg): 3.30



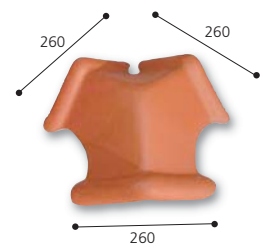
## Universal verge

Weight per unit (kg): 3.00  
Un./lm: 2.5




## Triangular 3 ridge junction

Weight per unit (kg): 3.30



## 4 ridge junction

Weight per unit (kg): 4.10



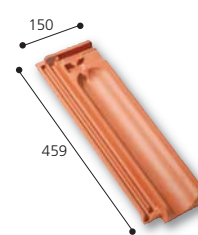
## Eaves tile

Weight per unit (kg): 3.45




## Half tile

Weight per unit (kg): 2.70



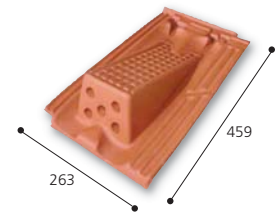
## Double tile

Weight per unit (kg): 4.60




## Ventilation tile

Weight per unit (kg): 4.90




## Lanterne base tile

Weight per unit (kg): 4.80 Ø internal (mm) 120



## Lanterne

Weight per unit (kg): 2.50



The dimensions and weights are provided as a guideline. Tejas Cobert recommends on-site control and verification for all its products.

## Roofing components recommended for dry installation

### Wakaflex

This wall and chimney abutment, suitable for all type of tiles; it is an optimal leak-free solution, which provides 100% sealing against rain and gives a clean look to the roof. It is extremely flexible. It comes with two butile adhesive strips and stretches easily in both directions. It is resistant to long term high temperatures heavy rain and high winds.



Material: Articulate aluminium mesh between two layers of polyisobutylene and finished with a waterproofed lining. It has 2 strips of butyl adhesive on the rear.

Dimensions: 0.28 x 5 m.

Weight: 5.3 kg.

Thickness: 2 mm.

Colours: Grey - Brown - red.

### Figaroll Plus

An optimal rollable hip and ridge solution using an innovative channel system that offers perfect roof ventilation and high protection against intrusion of driving rain or snow.

Quick, easy and clean to install. Suitable for all type of tiles.



Material: Lateral laps made from mouldable aluminium and deformable up to 50%, containing water-repellent polypropylene in its central area and a double ventilation channel with a system of geometric openings for optimized ventilation (150 cm<sup>2</sup>/ml) while providing total protection against outdoor elements.


Dimensions: 0.34 x 5 m.

Weight: 1.5 kg. aprox.

Colours: Red, anthracite grey and brown.

### Eaves batten

It allows lifting the first row of tiles in eaves and hips to provide proper micro-ventilation to the roof, preventing birds going under the roof. It can be used with any type of roof tiles.



Material: Polypropylene.

Dimensions: 10.5 cm x 1 m.

Weight: 0.17 kg.

Colours: Grey.

### Cobert Film 270 gr.

Polypropylene multi-layer sheet. It waterproofs the space under roof tiles, protecting the support structure from dust and penetration of snow. It prevents condensation due to its high level of breathability.



Material: 4 layers of waterproof and breathable fabric with two butyl strips on the back and fibre mesh layer for reinforcement.

Dimensions: 1.5 x 30 m.

Weight: 270 gr/m<sup>2</sup>.

Colours: Grey.


# technical specifications

Type:	Double lap, double interlocking
Laid:	Broken bond
Dimensions overall (cm):	45.7 x 26.2 Red base
Weight per unit (kg):	3.6
Tiles /sqm:	11.5
Weight /sqm:	41.4
Gauge (cm):	39.4
Cover width (cm):	22.4
Battens (m /sqm):	2.6
Tiles per pallet:	280
Weight per pallet (kg):	1,018

The figures in this document are nominal and comply with regulatory tolerances.

1 mm = 0.03937 inches - 1 square metre = 10.764 square feet - 1 kg = 2.2046 lbs.

Tejas Cobert reserves the right to change the dimensions, weights and units per pallet of its products without prior notice. For further information, check the updated technical features in [www.tejascobert.com](http://www.tejascobert.com) or contact Customer Support Service.



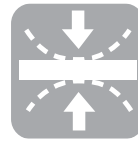
**ICE  
RESISTANCE**



**VERY LOW  
ABSORPTION**



**MAXIMUM  
IMPERMEABILITY**



**HIGHEST  
BREAKING  
STRENGTH**



**H-CASSETTE  
PRODUCTION  
(INDIVIDUAL SUPPORTS)**



**PLASTER  
MOULDS**



## Commercial Guarantee

Our tiles are guaranteed for a period, starting from the manufacture date, against breakages, cracks, or flaking caused exclusively by frost, as long as this is solely due to manufacturing defects. The granted guarantee is limited to the replacement of the defective tiles, which are supplied free ex works, and therefore will not cover the cost of removing the defective tiles or transporting and laying the replacement tiles, or of any other indirect damage that may have occurred.

It is understood that this guarantee will only apply if the supplied tiles were installed in accordance with our Tile Laying Manuals and the regulations in

force in the place of installation and, in particular, the roof where the tiles are laid are sufficiently ventilated, and said roof is correctly sloped. The guarantee will only apply after full payment for the supplied tiles and following due inspection of the alleged defects by our personnel. Furthermore, in order for the guarantee to be valid, the client must be in possession of the corresponding commercial guarantee certificate duly stamped by the Company.

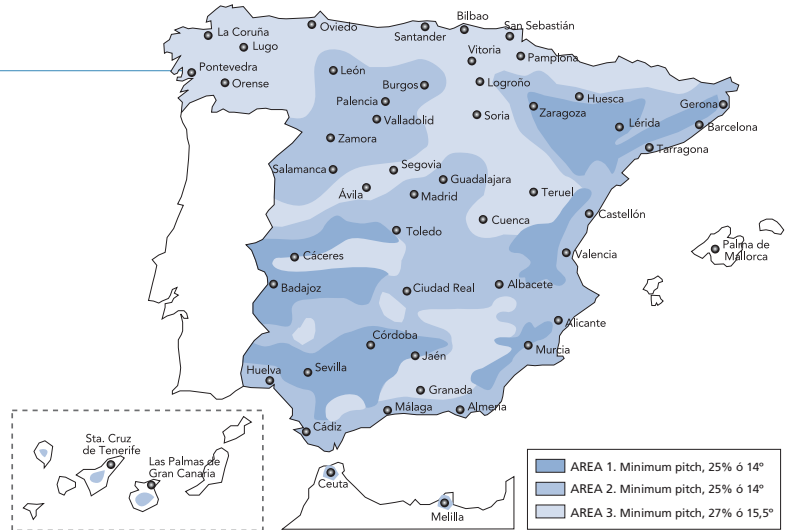
The granted guarantee is a commercial guarantee and therefore separate and unrelated to the guarantees granted by the legal regulations in force."

## Areas of application

Bearing in mind the height, force of dominant winds, rainfall indices and frequency of storms, Spain can be divided into three climate areas, as shown on the map.

In addition to these three areas, it is necessary to consider the climatic conditions related to the specific site locations. We can differentiate up to three types of location in each area.

- **Protected location:** Depression surrounded by valleys, protected from dominant or strong winds.
- **Normal location:** Flat land or plateau with irrelevant variations in level.
- **Exposed location:** Areas with heavy wind, coast areas up to 5 km inland, islands or narrow peninsulas, estuaries or boxed-in bays, narrow valleys, isolated mountains and mountain passes.



## Installation pitches

The minimum pitch varies depending on the area and location of the roof, which shall never be less than specified in the following table.

LOCATION	MINIMUM PITCH		
	Gable length up to 6.5m	Gable length from 6.5m up 9.5m	Gable length from 9.5m up 12m
Protected	35% - 19.5°	40% - 22°	50% - 26.5°
Normal	40% - 22°	50% - 26.5°	60% - 31°
Exposed	60% - 31°	70% - 35°	80% - 39°

## Roof ventilation

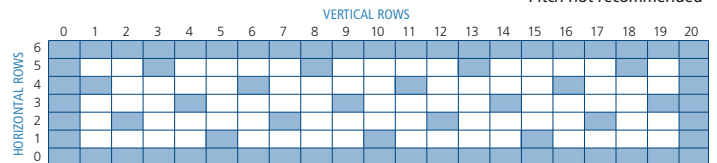
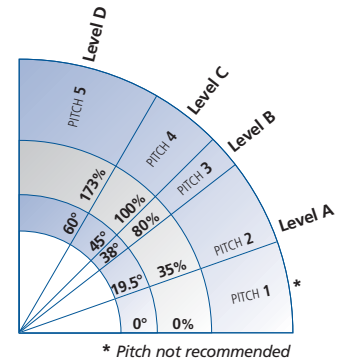
In the case of non ventilated roofs, microventilation must be provided under the tiles to prevent condensation, improving the hygrothermal behaviour of the roof, as well as the conservation of tile supports and securing materials. The following must be provided in order to obtain effective microventilation:

- **Air flow entry:** To be provided from the lowest part of the roof, through the roof eaves. The eave combs and ventilation tiles are indicated for this purpose. A ventilation tile shall be placed every 10m<sup>2</sup> of roof, with a minimum of two per gable, placed symmetrically in the upper third of the gable. If it were not possible to provide ventilation through the roof eaves, the same number of ventilation tiles shall be placed in the lower third of the gable.
- **Inner circulation:** It is not advisable to extend it beyond 12m. It shall be executed in upward direction, from the eaves to the ridge. The greater difference in height between the entry and exit of air will provide better circulation.
- **Air flow exit:** It shall be executed along the ridge using a perforated steel profile that supports the ridge accessories, or near the ridge through chimneys or ventilation tiles. An air exit shall be placed at least every 10m<sup>2</sup>, with a minimum of two per gable. When placing tiles above steam barriers or impermeable layers, ensure a space is provided under the tiles with battens to provide microventilation and water evacuation.

## Pitch and tile fixing per m<sup>2</sup>

**Fiking levels:** all tiles and accessories shall be secured in eaves, sides, ridges, hips, valleys and other singular points.

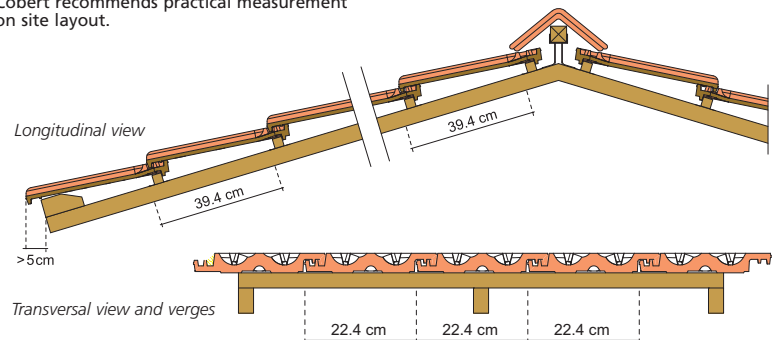
- **Level A:** Tiles shall be supported simply on battens or fixed with mortar; in this case the tile heels on the lower face shall be embedded in it. Cobert recommends dry installation for its tiles.
- **Level B:** Tiles shall be supported on battens, which shall prevent sliding due to the heels in their lower face.
- **Level C:** Tiles shall be fixed, at a minimum proportion of one in five, at regular intervals on battens with nails, screws, hooks, etc. as per the following table:



- **Level D:** For roofs with pitch exceeding 173% or 60°, or in areas with strong winds, exposed locations, or basic seismic acceleration >0.12g, all tiles shall be fixed on battens with nails, screws, hooks, etc.

## Longitudinal and transversal sections

Cobert recommends practical measurement on site layout.



DISTRIBUTOR: