


**GECKO® GALILEE CLASSIC PSC 8330**

**OWNER'S MANUAL**




[www.geckomusicgroup.com](http://www.geckomusicgroup.com)



# SAFETY INSTRUCTIONS & SYMBOLS GUIDE

For your own safety and to avoid invalidation of the warranty, all text marked with these symbols should be read carefully.

## SYMBOLS:



### NOTES

Contain important information and useful tips on the operation of your equipment.



### WARNING

The lightning flash with arrowhead symbol within an equilateral triangle, is intended to alert the user to the presence of uninsulated dangerous voltage within the product's enclosure that may be of sufficient magnitude to constitute a risk of electric shock.



### CAUTIONS

The exclamation point within an equilateral triangle is intended to alert the user to the presence of important operating and maintenance (servicing) instructions in the literature accompanying the appliance. Please read the manual carefully.



### HEADPHONES SAFETY WARNING

Contain important information and useful tips for headphones outputs and monitoring levels.



## SAFETY INSTRUCTIONS:

- To reduce the risk of electrical shock, do not remove covers. No user-serviceable parts inside. Please refer servicing to qualified personnel.
- To reduce the risk of electrical shock or fire, do not expose the equipment to rain or moisture.
- Do not impose unnecessary stress on your equipment (i.e. placing heavy objects on it, over screwing its mounting, etc).
- Read and keep the instruction manuals in a safe place for future references.
- Do not attempt to clean the equipment with chemical solvents as this may damage the finish. Clean only with a dry cloth.
- Do not block any ventilation openings.
- Do not install near any heat sources such as radiators, heat registers, stoves, or other apparatus that produce heat.
- Do not defeat the purpose of the polarized or grounding-type plug. A polarized plug has two blades with one wider than the other. A grounding type plug has two blades and a third grounding prong. The wide blade or the grounding prong is provided for your safety. If the provided plug does not fit into your outlet, consult an electrician for the replacement of the obsolete outlet.
- Protect the power cord from being walked on or pinched particularly at plugs, convenience receptacles, and the point where they exit from the apparatus.
- Unplug the apparatus during lightning storms or when it is not in use for a long period of time.

- Use only attachments/accessories specified by the manufacturer.
- Always shut down power supply when not in use to save energy and for a prolonged lifespan.
- Exposure to extremely high noise levels may cause permanent hearing loss. Individuals vary considerably in susceptibility to noise-induced hearing loss, but nearly everyone will lose some hearing if exposed to sufficiently intense noise for a period of time. The U.S. Government's Occupational Safety and Health Administration (OSHA) and the Singapore Workplace Safety and Health Council (WSHC) has specified the permissible noise level exposures shown in the following chart. According to OSHA and WSHC, any exposure in excess of these permissible limits could result in some hearing loss. To ensure against potentially dangerous exposure to high sound pressure levels, it is recommended that all persons exposed to equipment capable of producing high sound pressure levels use hearing protectors while the equipment is in operation. Earplugs or protectors in the ear canals or over the ears must be worn when operating the equipment in order to prevent permanent hearing loss if exposure is in excess of the limits set forth here:

Duration/Day (Hours)	dB, Sound Pressure Level (SPL)	Descriptions
	Below 90dB	Safe zone
8.00	90	Hearing damage
6.00	92	
4.00	95	
3.00	97	
2.00	100	Serious hearing damage
1.50	102	
1.00	105	
0.50	110	
0.25 or less	115	Human pain threshold

**GECKO MUSIC GROUP**

Singapore | Malaysia | Taiwan | Philippines | Canada

Email: [info@geckomusicgroup.com](mailto:info@geckomusicgroup.com) • Website: [www.geckomusicgroup.com](http://www.geckomusicgroup.com)

# FOREWORD

Dear Friends,

Thank you very much for purchasing quality products by **GECKO MUSIC GROUP**. I am very grateful that we have journeyed this far, since 2002! We have set new audio standards in the industry and we have touched and changed lives along the way! I believe our journey will not stop but continue to pursue more breakthrough findings and improvements that will change our lives for the better.

At **GECKO MUSIC GROUP** we focus on developing nothing but the best professional audio equipment and premium grade audiophile products you ever need! Our engineering team is constantly doing R&D to meet this goal. I thank God that by His grace, we have succeeded in developing the revolutionary C.R.I.S.T.A.L.® technology that has changed and is changing the way how audio is captured, encoded, reproduced and managed!

On behalf of **GECKO MUSIC GROUP**, I would like to pledge our continuing commitment to uphold our traditions in serving the music and audio communities around the world with more value-added premium quality GECKO® professional audio equipment and premium grade audiophile products!

Once again, thank you very much for your support. We trust you will love what you hear!


Yours truly,

A handwritten signature in black ink, appearing to read 'Daniel Foo', with a small dot at the end of the line.

Daniel Foo  
Founder/Director (R&D)  
**GECKO MUSIC GROUP**

# TABLE OF CONTENTS

INTRODUCTION	1
CONTROL ELEMENTS	2
SPECIFICATION	5
WARRANTY	6



**NOTES:** Congratulations on purchasing the all new GECKO® GALILEE CLASSIC PSC 8330 power sequencer! We recommend that you take a moment and read through the manual as it provides information that will aid you in using your unit to its fullest potential.

# INTRODUCTION

The all-new GECKO® GALILEE CLASSIC PSC 8330 power sequencer is specifically designed and developed for your audio and music devices. Be it in the recording studio, at the venue, on the stage, or for audiophile applications, the GECKO® GALILEE CLASSIC PSC 8330 maximizes the performance of your audio and music system, making sure your system's tone quality is consistent and every nuance is not missed while protecting your system from power surge and spike, electromagnetic interference (EMI) and electrical noise, and simplifying your system management process.

The GECKO® GALILEE CLASSIC PSC 8330 uses microprocessor-controlled delay for precise 1.0s interval power sequencing of its eight universal AC outlets on the rear panel, preventing AC spikes from harming your audio and music system during system startup. To cut the chances of mistaken identity of the universal AC outlets by the user, the GECKO® GALILEE CLASSIC PSC 8330 front panel LINE 1 to 8 ascending order is from left to right, identifiable with lighted green LED. Its rear panel LINE 1 to 8 universal AC outlets ascending order is also set from left to right; apart from the available clear channel labeling.

The GECKO® Remote Switching (GRSW) function on the GECKO® GALILEE CLASSIC PSC 8330 allows the activation and deactivation of the GALILEE CLASSIC PSC 8330 over a distance via cable trigger switching, while the analog voltmeter allows you to monitor your AC mains in real-time.


With the GECKO® GALILEE CLASSIC PSC 8330 onboard multi-stage electromagnetic interference (EMI) filter and High Voltage Varistor (MOV) Suppressor technology, you can be assured your audio and music system are getting only the cleanest and safest power supply!

System summary:

- 1.5U design
- Universal AC outlets for accepting different plugs type
- Individually sequenced universal AC outlets with dedicated front panel LED indicators
- Microprocessor-controlled 1.0s delayed interval preventing AC spikes from harming your system
- Foolproof LINE 1 to 8 universal AC outlets (left to right) ascending order
- Surge and spike protection using High Voltage Varistor (MOV) Suppressor technology
- Electromagnetic interference (EMI) filter
- Analog voltmeter for real time AC mains monitoring
- GECKO® Remote Switching (GRSW) features for remote operation
- Maximum output current for each line: 13A
- Maximum total output current: 25A

# CONTROL ELEMENTS

## FRONT PANEL



### 1. METAL PUSH BUTTON SWITCH

This is the master switch for GECKO® GALILEE CLASSIC PSC 8330. Power up the GECKO® GALILEE CLASSIC PSC 8330 by pushing in the switch. The power icon on the switch lights up (white) when the button is in the “pushed-in” position. This initiates a *POWER ON* sequence (LINE 1 to 8) for the rear outlets. Unpressed the switch initiates a *POWER OFF* sequence (LINE 8 to 1). In *POWER OFF* sequence, the power icon on the switch stays lit until all the rear outlets are completely sequenced off.

### 2. POWER LED INDICATOR

This POWER LED lights up red when the GECKO® GALILEE CLASSIC PSC 8330 is connected to an external 220VAC ~ 240VAC, 50Hz/60Hz electrical supply.

### 3. LINE 1 TO 8 LED INDICATORS

The LINE 1 to 8 LED indicators, on the front panel, indicates the respective rear panel universal AC outlet's power (ON/OFF) status. The LED lights up (green) when the relevant AC outlet is active (ON).

### 4. ANALOG VOLTMETER

This analog voltmeter is for real-time AC mains monitoring. It lights up blue when the GECKO® GALILEE CLASSIC PSC 8330 is connected to an external 220VAC ~ 240VAC, 50Hz/60Hz electrical supply.

## 5. ANALOG VOLTMETER CALIBRATION

When needed, use this to calibrate the analog voltmeter's reading using a reference source.


## 6. RUBBER FEET

Four (4) non-slip rubber feet to support and prevent the GECKO® GALILEE CLASSIC PSC 8330 from being scratched and moved when placed on a hard surface (when the unit is not being mounted onto a standard 19" rack or flight case).

## 7. RACK MOUNTING HOLES

These are 1.5U rack mounting holes. Secure the GECKO® GALILEE CLASSIC PSC 8330 on to a standard 19" rack or flight case using M6 x 0.1mm screws.

## REAR PANEL



## 8. REMOTE SWITCHING

This GECKO® Remote Switching (GRSW) allows the GECKO® GALILEE CLASSIC PSC 8330 to be activated or deactivated remotely via cable trigger switching. To use this feature, make sure the GECKO® GALILEE CLASSIC PSC 8330 is connected to AC mains. With the PUSH BUTTON [ 1 ] depressed, plug in a wire with its end terminated with 1/4" TS connector into the GRSW 1/4" TS socket. Terminate the other end of the wire with a trigger switch type of your choice. You can now control the GECKO® GALILEE CLASSIC PSC 8330 via this cable trigger switching.

## 9. UNIVERSAL AC OUTLETS (LINE 1 TO 8)

These are the eight individual universal AC outlets on the rear panel. Each of these universal AC outlets rated with maximum 13A output current tolerance. These universal AC outlets are compatible with 6A, 10A, 16A (Chinese Standards), 13A (UK Standards), 15A (US Standards), and G/M Connector (European Standards).



## 10. AC POWER CORD

This unit comes fitted with a 1.6m, unterminated three cores 60227 IEC 53 (RVV) 300/500V rated power cord. You can terminate it with any AC plug type of your choice.

Wiring color codes:

**Green/Yellow** = Ground/Earth

**Red** = Live

**Black** = Neutral

# SPECIFICATION

**Maximum Total Output Current:**

25A

**Maximum Output Current for Each Line:**

13A

**Input Voltage Range:**

220VAC ~ 240VAC, 50Hz/60Hz (other voltage requirements are customizable)

**Voltmeter:**

Analog Voltmeter (Blue LED Light) with calibration feature

**Rear Panel AC Outlets:**

LINE 1 to 8 (Left to Right): Universal AC Outlets. Compatible with 6A, 10A, 16A (Chinese Standards), 13A (UK Standards), 15A (US Standards), and 15A (G/M Connector, European Standards) plug types.

**Delay Interval:**

Microprocessor-Controlled Delay (1.0s)

**Switch:**

Metal Push Button ON/OFF Switch with White LED Light

**Front Panel Indicators:**

LINE 1 to 8 (Left to Right): Green LED

POWER: Red LED

**Protections:**

Spike Protection: Line to Neutral, Neutral to Ground, Line to Ground

Electromagnetic Interference (EMI) Filter: 20dB at 200kHz, rising to >40dB, 1Hz ~ 100MHz

Surge & Transient Protection: High Voltage Varistor (MOV) Suppressor

**Remote Switching:**

GECKO® Remote Switching (GRSW) via ¼" TS Socket (1)

**Physical Properties:**

Enclosure: Steel with Brushed Aluminium Faceplate

Color: Metallic Grey (Enclosure)/Silver (Brushed Aluminium Faceplate)/Black (Metal Push Button Switch)

Power Cord: 3 Cores 60227 IEC 53 (RVV) 300V/500V 10mm<sup>2</sup>; (L) 1.6m; unterminated

Net Weight: 3.8kg

Dimension: (H) 65mm (w/o Rubber Feet); 75mm (w Rubber Feet) x (W) 483mm x (D) 274mm

Specifications subject to change without prior notice. Manufactured under ISO9000 certified management system.

# WARRANTY

GECKO MUSIC GROUP warrants its GECKO® products for a period of one (1) year from the original date of purchase, in accordance to the warranty regulations described below.

## What is Covered:

During the applicable warranty period, GECKO MUSIC GROUP warrants the product against defects in materials and workmanship and against malfunctions. GECKO MUSIC GROUP will remedy all such defects and malfunctions without charge for parts or labour if the warranty applies. In the case that other parts are used which constitutes an improvement, GECKO MUSIC GROUP may, at its discretion, charge the customer for the additional cost of these parts. Final determination of warranty coverage lies solely with GECKO MUSIC GROUP.

## What is Not Covered:

1. If the product needs to be modified or adapted in order to comply with applicable technical or safety standards on a national or local level, in any country which is not the country where the product was originally developed and manufactured, this modification/adaptation shall not be considered a defect in material or workmanship;
2. Normal wear and tear, in particular, of faders, crossfaders, potentiometers, keys/buttons, valves, guitar/bass strings, machine heads, pick-up covers, PVC/PU/leather covers, illuminants, and similar parts are not covered by this warranty;
3. Improper handling, neglect or failure to operate the unit in compliance with the instructions given in the user or service manuals;
4. Connection or operation of the unit in any way that does not comply with the technical or safety regulations applicable in the country where the product is used;
5. Damages/defects caused by force of nature or any other condition that is beyond the control of GECKO MUSIC GROUP;
6. Any repair or opening of the unit carried out by unauthorized personnel (user included) will void the warranty;
7. Modification or removal of serial numbers.

## Obtaining Warranty Service:

To return a GECKO® product for warranty service, first fill out the [Online Technical Report](#) on this website and submit for an authorization/service number. Write the authorization/service number so that it is prominently displayed on the outside of the shipping carton. Any products received without an authorization/service number that is clearly visible upon arrival at the factory will be refused. Enclose proof of the original delivery date or a copy of the original sales receipt/invoice. Enclose a description of the suspected defect or malfunction and the condition, if any, which caused the problem. Return the product to either GECKO MUSIC GROUP or the GECKO® Store where the purchase was made. Note: Before sending back to GECKO MUSIC GROUP, you can first check with your local GECKO® Store or authorized reseller where you buy from for support.

## Warranty Shipping:

You are responsible for prepaying shipping costs F.O.B. GECKO MUSIC GROUP, Singapore. Shipped product(s) must be properly packaged. Use original shipping cartons and packing materials where possible. GECKO MUSIC GROUP is not responsible for damages resulting from inadequate and or improper packing.

Products received with damages due to improper packaging will be deemed out of warranty.

Products which do not meet the terms of this warranty will be repaired exclusively at the buyer's expense. GECKO MUSIC GROUP will inform the buyer of such circumstance. If the buyer fails to submit a written repair order within six (6) weeks after notification, GECKO MUSIC GROUP will return the unit C.O.D. with a separate invoice for freight and packing. Such costs will also be invoiced separately when the buyer has sent in a written repair order.

#### Warranty Rights:

This warranty is exclusive and extended to the original buyer and is not transferable to anyone who may subsequently purchase this product. No other person (apart from authorized GECKO® Stores) shall be entitled to give any warranty promise on behalf of GECKO MUSIC GROUP.