

**AC008 | CHARGE N' MAINTAIN****12V AUTOMATIC BATTERY CHARGER**

Ideal for maintaining infrequently used vehicles such as motorcycles, jet skis and ride on mowers.

4 STAGE
0.8 AMP

APPLICATION GUIDE**NEW****KEY FEATURES****FULLY AUTOMATIC**

Simply connect and forget, no risk of overcharging, maintains battery ready for use

**SAFE & SIMPLE**

Spark-free and polarity protected, safe to use while the battery is still in the vehicle

**FUSED WIRING HARNESS**

Quick-connect fused wiring harness for permanent installation (BCWH)

**SPECIFICATIONS**

PART NO.	AC008
TYPE	4 Stage Automatic
INPUT	100VAC-240VAC, 50-60HZ
OUTPUT	12V
OUTPUT CURRENT	0.8A
MINIMUM START VOLTAGE	2.0V
BACK DRAIN	<1.0mA
APPROVALS	Electrical Safety, EMC
IP RATING	IP65

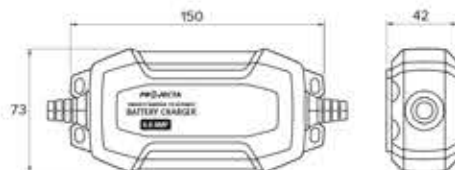
L.E.D CHARGE INDICATION

GREEN LIGHT FLASHING	Charging Stage
GREEN LIGHT ON	Fully Charged
AMBER LIGHT ON	Fault

BATTERY CHARGE TIMES

	VOLTAGE	BATTERY SIZE	CHARGE TIME
AUTOMOTIVE	12V	100-350CCA	Maintenance
MARINE	12V	150-400MCA	Maintenance
LITHIUM (LiFePO ₄)	12V	1-8Ah	1-10hrs

2
YEAR
WARRANTY



ACCESSORIES: BCWH Fused Vehicle Harness, BCCL Battery Clamps, ACEX-3 3m extension cable

**AC015 | CHARGE N' MAINTAIN****12V AUTOMATIC BATTERY CHARGER**

The perfect charger for drivers who wish to maintain their batteries in superior condition. Particularly useful on infrequently used vehicles such as classic cars or boats.

4 STAGE
1.5 AMP

APPLICATION GUIDE**NEW****KEY FEATURES****FULLY AUTOMATIC**

Simply connect and forget, no risk of overcharging, maintains battery ready for use

**SAFE & SIMPLE**

Spark-free and polarity protected, safe to use while the battery is still in the vehicle

**FUSED WIRING HARNESS**

Quick-connect fused wiring harness for permanent installation (BCWH)

**MOUNTING BRACKET**

Also included in the kit is a mounting bracket for easy permanent installation and an extensions cord for easy operation

**SPECIFICATIONS**

PART NO.	AC015
TYPE	4 Stage Automatic
INPUT	100VAC-240VAC, 50-60HZ
OUTPUT	12V
OUTPUT CURRENT	1.5A
MINIMUM START VOLTAGE	2.0V
BACK DRAIN	<1.0mA
APPROVALS	Electrical Safety, EMC
IP RATING	IP65

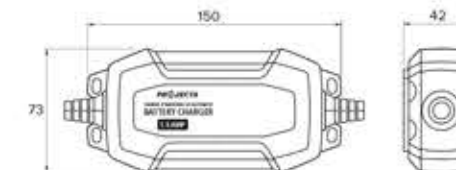
L.E.D CHARGE INDICATION

GREEN LIGHT FLASHING	Charging Stage
GREEN LIGHT ON	Fully Charged
AMBER LIGHT ON	Fault

BATTERY CHARGE TIMES

	VOLTAGE	BATTERY SIZE	CHARGE TIME
AUTOMOTIVE	12V	200-650CCA	Maintenance
MARINE	12V	250-700MCA	Maintenance
LITHIUM (LiFePO ₄)	12V	1-15Ah	1-10hrs

2
YEAR
WARRANTY



ACCESSORIES: ACEX-3 3m extension cable, BCWH Fused Vehicle Harness, BCCL Battery Clamps, AC015MB Metal bracket.

**AC040 | CHARGE N' MAINTAIN****6/12V AUTOMATIC BATTERY CHARGER**

A smart charger that can be programmed to suit 6 or 12 volt batteries. Ideal for the home garage, suitable for passenger vehicles and leisure equipment.

8 STAGE
4 AMP
APPLICATION GUIDE

6 VOLT



12 VOLT

**NEW****KEY FEATURES****FULLY AUTOMATIC**

Fully automatic and spark free, simply connect and forget

**SAFE & EASY**

Short circuit and polarity protected, safe to use while the battery is still in the vehicle

**ADJUSTABLE OUTPUT**

Adjustable to suit different battery sizes for optimum charging

**FUSED WIRING HARNESS**

Quick-connect fused wiring harness for permanent installation (BCWH)

**SPECIFICATIONS**

PART NO.	AC040
TYPE	8 Stage Automatic 12V, 3 Stage Automatic 6V
INPUT	220VAC-240VAC, 50-60HZ
OUTPUT	12V / 6V
OUTPUT CURRENT	12V 1.4A / 6V 4A
MINIMUM START VOLTAGE	2.0V
BACK DRAIN	2mA
APPROVALS	Electrical Safety, EMC
IP RATING	IP65

LCD SCREEN INDICATION Whilst charging the screen will show the battery voltage and battery gauge

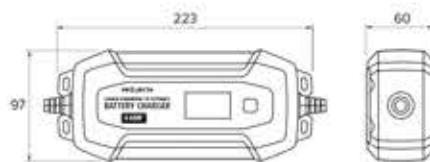
12V SLOW CHARGING	14.4V / 1.0A
12V FAST CHARGING	14.4V / 4.0A
12V WINTER CHARGING	14.7V / 4.0A

*Winter Mode is used when the temperature of the battery is -5°C

6V CHARGING Charges 6V batteries

BATTERY CHARGE TIMES

Amps	DEEP CYCLE (Ah)	AUTOMOTIVE (CCA)	MARINE (MCA)	TIME (Hrs)
1 Amp - Slow	7-24	40-140	55-200	7-26
4 Amp - Fast	24-80	140-480	200-650	6-24

2
YEAR
WARRANTY


ACCESSORIES: BCWH Fused Vehicle Harness, BCCL Battery Clamps, ACEX-3 3m extension cable

**AC080 | CHARGE N' MAINTAIN****12V AUTOMATIC BATTERY CHARGER**

The perfect home battery charger for those who have a range of equipment in the garage, ideal for motorcycles through to the higher power demands of 4WDs. It can be turned on and remain connected indefinitely.

8 STAGE
8 AMP
APPLICATION GUIDE**NEW****KEY FEATURES****FULLY AUTOMATIC**

Fully automatic and spark free, simply connect and forget

**SAFE & EASY**

Short circuit and polarity protected, safe to use while the battery is still in the vehicle

**ADJUSTABLE OUTPUT**

Adjustable to suit different battery sizes for optimum charging

**FUSED WIRING HARNESS**

Quick-connect fused wiring harness for permanent installation (BCWH)

**SPECIFICATIONS**

PART NO.	AC080
TYPE	8 Stage Automatic
INPUT	220VAC-240VAC, 50-60HZ
OUTPUT	12V
OUTPUT CURRENT	2.8A
MINIMUM START VOLTAGE	2.0V
BACK DRAIN	2mA
APPROVALS	Electrical Safety, EMC
IP RATING	IP65

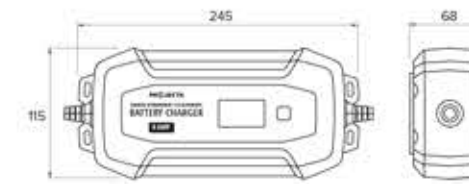
LCD SCREEN INDICATION Whilst charging the screen will show the battery voltage and battery gauge

12V SLOW CHARGING	14.4V / 2.0A
12V FAST CHARGING	14.4V / 8.0A
12V WINTER CHARGING	14.7V / 8.0A

*Winter Mode is used when the temperature of the battery is -5°C

BATTERY CHARGE TIMES

Amps	DEEP CYCLE (Ah)	AUTOMOTIVE (CCA)	MARINE (MCA)	TIME (Hrs)
2 Amp - Slow	14-50	80-300	110-400	7-26
8 Amp - Fast	50-160	300-1000	400-1300	6-24

2
YEAR
WARRANTY


ACCESSORIES: BCWH Fused Vehicle Harness, BCCL Battery Clamps, ACEX-3 3m extension cable



BATTERY CHARGERS

PC400 | PRO-CHARGE

12V AUTOMATIC BATTERY CHARGER

Ideal for the home professional wanting a charger for a range of charging applications, eg. motorcycle, jet ski and small passenger vehicles.

PRO RANGE

6 STAGE
4 AMP

APPLICATION GUIDE

-
-
-
-



KEY FEATURES

ADJUSTABLE OUTPUT
Suitable for a wide range of different size batteries



CALCIUM MODE
Adjusts the charging profile to suit calcium batteries



REJUVENATION MODE
Revitalises tired batteries, increasing battery life and performance*



SIDE MOUNTING WINGS
Optional mounting wings for permanent installation



FUSED WIRING HARNESS
0.6m harness allows permanent connection and features polarity protection (BCWH)



SPECIFICATIONS

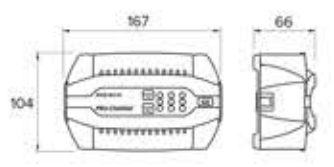
PART NO.	PC400
TYPE	6 Stage Battery Charger
INPUT	240VAC, 50Hz, 132W
OUTPUT	12V
OUTPUT CURRENT	1, 2, 4A
MINIMUM START VOLTAGE	3.0V
BACK DRAIN	1mA
APPROVALS	Electrical Safety, EMC

L.E.D CHARGE INDICATION

- BLUE LIGHT ON Bulk and absorption charging
- GREEN LIGHT ON Fully charged and maintaining, no need to turn off
- AMBER LIGHT ON Rejuvenation process occurring
- RED LIGHT ON Indicates faulty battery

BATTERY CHARGE TIMES

	VOLTAGE	BATTERY SIZE	CHARGE TIME
AUTOMOTIVE	12V	40-480CCA	7-24 hrs
MARINE	12V	55-650MCA	7-24 hrs
DEEP CYCLE	12V	7-80Ah	7-24 hrs



* Subject to battery condition

REPLACEMENT PARTS: BCWH Fused vehicle harness BCCL Battery clips



BATTERY CHARGERS

PRO RANGE

6 STAGE
8 AMP

APPLICATION GUIDE

-
-
-
-
-
-

PC800 | PRO-CHARGE

12V AUTOMATIC BATTERY CHARGER

Perfect all-rounder for small to large batteries found in recreational vehicles, passenger vehicles and 4WDs.



KEY FEATURES

ADJUSTABLE OUTPUT
Suitable for a wide range of different size batteries



CALCIUM MODE
Adjusts the charging profile to suit calcium batteries



REJUVENATION MODE
Revitalises tired batteries, increasing battery life and performance*



SIDE MOUNTING WINGS
Optional mounting wings for permanent installation



SAFER CHARGING
Spark free and polarity protected



SPECIFICATIONS

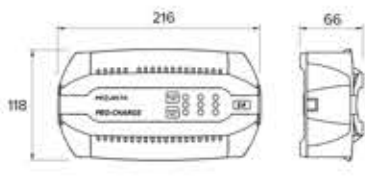
PART NO.	PC800
TYPE	6 Stage Battery Charger
INPUT	240VAC, 50Hz, 240W
OUTPUT	12V
OUTPUT CURRENT	2, 4, 8A
MINIMUM START VOLTAGE	3.0V
BACK DRAIN	1mA
APPROVALS	Electrical Safety, EMC

L.E.D CHARGE INDICATION

- BLUE LIGHT ON Bulk and absorption charging
- GREEN LIGHT ON Fully charged and maintaining, no need to turn off
- AMBER LIGHT ON Rejuvenation process occurring
- RED LIGHT ON Indicates faulty battery

BATTERY CHARGE TIMES

	VOLTAGE	BATTERY SIZE	CHARGE TIME
AUTOMOTIVE	12V	80-1000CCA	7-24 hrs
MARINE	12V	110-1300MCA	7-24 hrs
DEEP CYCLE	12V	14-160Ah	7-24 hrs



* Subject to battery condition



BATTERY CHARGERS

PC1600 | PRO-CHARGE

12V AUTOMATIC BATTERY CHARGER

Fully adjustable, the PC1600 is the ideal all-rounder for the home professional.

PRO RANGE

6 STAGE
16 AMP

APPLICATION GUIDE

-
-
-
-
-



KEY FEATURES

ADJUSTABLE OUTPUT
Suitable for a wide range of different size batteries



CALCIUM MODE
Adjusts the charging profile to suit calcium batteries



REJUVENATION MODE
Revitalises tired batteries, increasing battery life and performance*



SIDE MOUNTING WINGS
Optional mounting wings for permanent installation



SAFER CHARGING
Spark free and polarity protected



SPECIFICATIONS

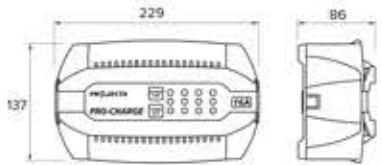
PART NO.	PC1600
TYPE	6 Stage Battery Charger
INPUT	240VAC, 50Hz, 432W
OUTPUT	12V
OUTPUT CURRENT	2, 4, 8, 16A
MINIMUM START VOLTAGE	3.0V
BACK DRAIN	1mA
APPROVALS	Electrical Safety, EMC

L.E.D CHARGE INDICATION

- BLUE LIGHT ON Bulk and absorption charging
- GREEN LIGHT ON Fully charged and maintaining, no need to turn off
- AMBER LIGHT ON Rejuvenation process occurring
- RED LIGHT ON Indicates faulty battery

BATTERY CHARGE TIMES

	VOLTAGE	BATTERY SIZE	CHARGE TIME
AUTOMOTIVE	12V	80-1900CCA	7-24 hrs
MARINE	12V	110-2700MCA	7-24 hrs
DEEP CYCLE	12V	14-320Ah	7-24 hrs



* Subject to battery condition



BATTERY CHARGERS

PC2100 | PRO-CHARGE

12V AUTOMATIC BATTERY CHARGER

A powerful charger offering a comprehensive 6 stage charge ideal for a wide range of battery sizes.

PRO RANGE

6 STAGE
21 AMP

APPLICATION GUIDE

-
-
-
-
-
-



KEY FEATURES

ADJUSTABLE OUTPUT
Suitable for a wide range of different size batteries



CALCIUM MODE
Adjusts the charging profile to suit calcium batteries



REJUVENATION MODE
Revitalises tired batteries, increasing battery life and performance*



SIDE MOUNTING WINGS
Optional mounting wings for permanent installation



SAFER CHARGING
Spark free and polarity protected



SPECIFICATIONS

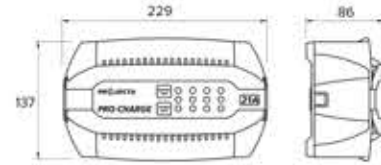
PART NO.	PC2100
TYPE	6 Stage Battery Charger
INPUT	240VAC, 50Hz, 600W
OUTPUT	12V
OUTPUT CURRENT	2, 4, 12, 21A
MINIMUM START VOLTAGE	3.0V
BACK DRAIN	1mA
APPROVALS	Electrical Safety, EMC

L.E.D CHARGE INDICATION

- BLUE LIGHT ON Bulk and absorption charging
- GREEN LIGHT ON Fully charged and maintaining, no need to turn off
- AMBER LIGHT ON Rejuvenation process occurring
- RED LIGHT ON Indicates faulty battery

BATTERY CHARGE TIMES

	VOLTAGE	BATTERY SIZE	CHARGE TIME
AUTOMOTIVE	12V	80-2500CCA	7-24 hrs
MARINE	12V	110-3500MCA	7-24 hrs
DEEP CYCLE	12V	14-420Ah	7-24 hrs



* Subject to battery condition