

FEATURES OF INFINITY LIFEPO4 BATTERY

LONGER CYCLE LIFE	<ul style="list-style-type: none"> • LiFePO4 batteries cycle life is approximately five times that of SLA batteries
HIGH POWER & LIGHT WEIGHT	<ul style="list-style-type: none"> • LiFePO4 batteries provide high performance with lightweight construction
INTELLIGENT MANAGEMENT CONTROL	<ul style="list-style-type: none"> • Intelligent BMS to ensure the battery is charged and discharged safely and efficiently
LOWER SELF-DISCHARGE RATE	<ul style="list-style-type: none"> • Low self-discharge rate to guarantee LFP batteries can be stored for longer than SLA batteries
APPLICATIONS	<ul style="list-style-type: none"> • Lithium deep cycle batteries that are suitable for camping, 4WDing, RV and marine applications

ELECTRICAL CHARACTERISTICS

CHEMISTRY	<ul style="list-style-type: none"> • LiFePO4
NOMINAL VOLTAGE	<ul style="list-style-type: none"> • 12.8V
NOMINAL CAPACITY	<ul style="list-style-type: none"> • 110Ah (C5, 25°C)
ENERGY	<ul style="list-style-type: none"> • 1408Wh
INTERNAL RESISTANCE	<ul style="list-style-type: none"> • ≤20 mΩ
CYCLE LIFE	<ul style="list-style-type: none"> • >2000 cycles @1C 100%DOD • A - Grade LiFePO4 Battery Cell
MONTHS SELF DISCHARGE	<ul style="list-style-type: none"> • <3%
EFFICIENCY OF CHARGE	<ul style="list-style-type: none"> • 100% @0.5C
EFFICIENCY OF DISCHARGE	<ul style="list-style-type: none"> • 96-99% @1C

STANDARD CHARGE

CHARGE VOLTAGE	•14.6±0.2V
CHARGE MODE	•0.2C to 14.6V, then 0.02C (CC/CV)
CHARGER CURRENT	•50A
MAX. CHARGE CURRENT	•100A
CHARGE CUT-OFF VOLTAGE	•14.6V±0.2V

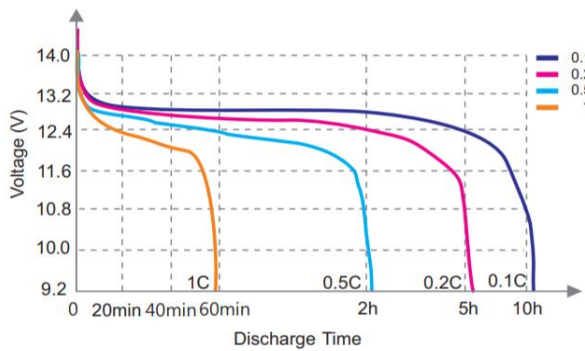
STANDARD DISCHARGE

MAX DISCHARGE CURRENT	•100A
MAX. PULSE CURRENT	•300A(<3s)
DISCHARGE CUT-OFF VOLTAGE	•10V
CHARGE TEMPERATURE	•0 °C to 45 °C (32Fto 113F) @60±25% Relative Humidity
DISCHARGE TEMPERATURE	•-20 °C to 60 °C (-4F to 140F) @60±25% Relative Humidity
STORAGE TEMPERATURE	•0 °C to 40 °C (32Fto 104F) @60±25% Relative Humidity
WATER DUST RESISTANCE	•IP67

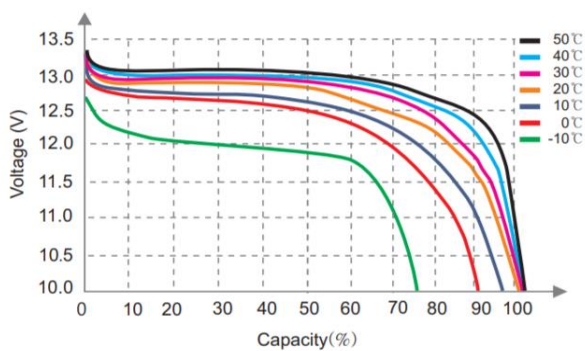
MECHANICAL

BMS	•100A 4S/4P
PLASTIC CASE	•ABS, V0 flammability rating
DIMENSIONS	•330 x173 x 212 mm
WEIGHT (KG.)	•9.9KG
TERMINAL	•M8

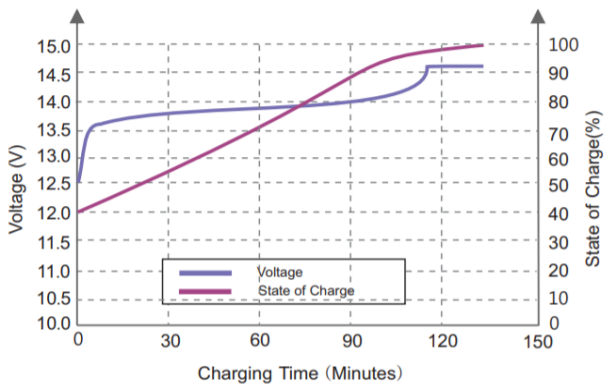
Different Rate Discharge Curve(25°C)



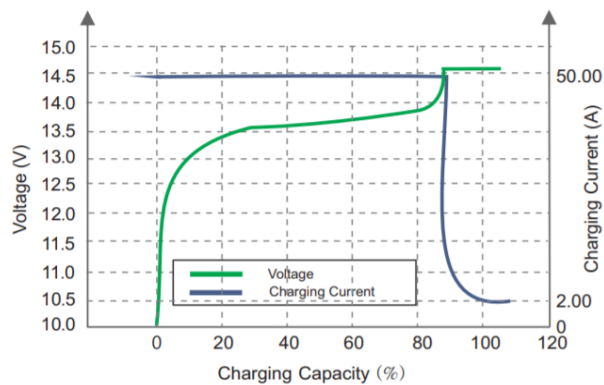
Different Temperature Discharge Curve(0.5C)



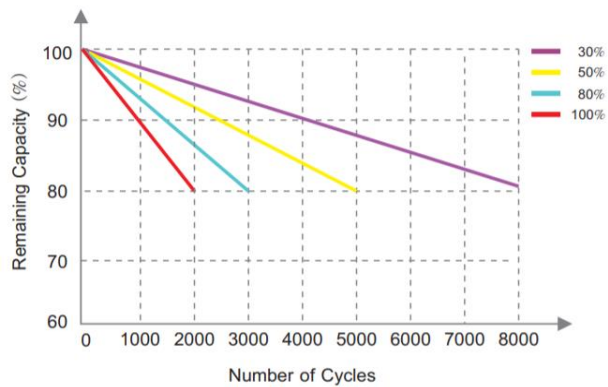
State of Charge Curve(0.5C, 25°C)



Charging Characteristics(0.5C, 25°C)



Different DOD Discharge Cycle Life Curve(1C)



Different Temperature Self Discharge Curve

