

Anime Industry Report 2023

Summary

Authors

Hiromichi Masuda	Anime Industry Researcher Auditor, Video Market Corporation
Tadashi Sudo	Journalist Appointed professor, Japan University of Economics Graduate School, Entertainment Business Institute
Toshiyuki Koudate	Codate CO.,LTD. Representative Director
Atsushi Matsumoto	Atsushi Matsumoto / Journalist / Associate Professor, Keiwa Gakuen College
Kazuo Rikukawa	President, Character Databank, Ltd. Director/Secretary-General, Character Brand Licensing Association
Tomotaka Ishida	ADK Emotions Inc. Content Business Strategy Dept. Planning Director
Yasuo Kameyama	Senior Director of C i P Committee Researcher, Graduate School of Media Design, Keio University
Yuji Mori	Partner, Strategy&, PwC Consulting Professor, Graduate School of Digital Content Management, Digital Hollywood University
Masahiro Hasegawa	Producer, HUMANMEDIA Inc. Part-time Lecturer, School of Network and Information, Senshu University

Editor

Hiromichi Masuda (editor in chief)	Anime Industry Researcher Auditor, Video Market Corporation
Masahiro Hasegawa	Producer, HUMANMEDIA Inc. Part-time Lecturer, School of Network and Information, Senshu University
Misako Ashikawa	HUMANMEDIA Inc.

Cooperation in Material Research

Mitsuru Soda	Animation Researcher, curator eiga.com inc. Director
--------------	---

Editorial Cooperation

Hiroko Uehara	Part-time Lecturer , Shobi University Graduate School
Megumi Onouchi	President, HUMANMEDIA Inc. Vice Chairman, The Association of Japanese Animations, Digital production environment Committee Vice Chairman, The Association of Japanese Animations, Human Resources Development Committee

March, 2024

The Association of Japanese Animations

The Trends of Rapid Economic Growth That Have Continued Since the Mid-2010s Have Been Made Evident

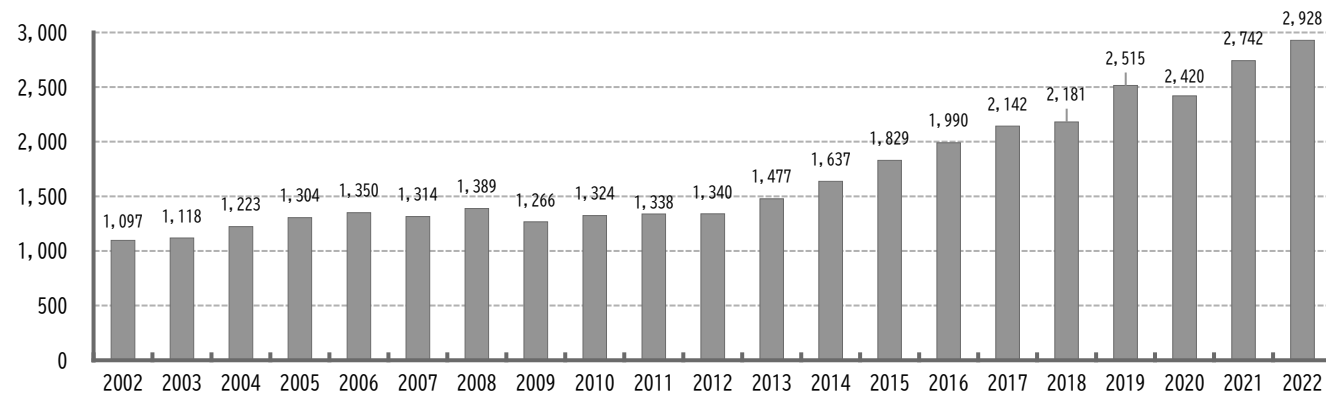
2021 saw a comeback after the direct attack from the COVID-19 pandemic in 2020, and 2022 showed even further growth. The trends behind the rapid economic growth that have continued since 2010 have been made evident. If we consider 2020 to be an accident caused by the COVID-19 pandemic, it is otherwise true that for the past 13 years, the industry has continued to break its previous highest records annually. The past few years have seen a deceleration of the growth speed of the international market, so now our industry must focus on how long this growth can continue.

Trends in the Anime Industry Market (2022)

〈The anime industry market continues to grow even after the COVID-19 pandemic, reaching 106.8% of the previous year at 2.9 trillion yen〉

The anime industry market in 2022 reached 106.8% of the previous year, which had then been the highest on record, with a 185.5 billion yen increase to 2.9 trillion yen for a new record. If we remove 2020 as an exception because of the direct hit the industry took from the COVID-19 pandemic, the market has continued to expand since the 2010s. Compared to when the first calculations of the market were taken in 2002, the scale has grown by 2.67 times. From the growth period of the early 2000s to the slump of the 2010s (2002 - 2012), where the market grew 122% over 11 years, the expansion period (2013-2022) has seen a growth of 198% over ten years. Japanese anime possesses true potential especially in the international market, which has led to more recognition that this growth will continue.

[Figure 1] The Japanese Animation Market in a Broad Sense (Yen in billions)



Based on questionnaires conducted by the Association of Japanese Animations and other publicly available statistics

[Figure 2] Japanese animation market trends in a broad sense (billion yen)

Item	2013	2014	2015	2016	2017	2018	2019	2020	2021	2022	YoY
①TV	102.7	111.6	107.3	105.6	106.1	113.7	94.8	84.0	90.6	94.3	104.1%
②Movie	47.0	41.7	47.7	66.3	41.0	42.6	69.2	55.4	60.2	78.5	130.4%
③Video	115.3	102.1	92.8	78.8	76.5	58.7	56.3	46.6	66.2	38.5	58.2%
④Internet Distribution	34.0	40.8	43.7	47.8	54.0	59.5	68.5	93.0	154.3	165.2	107.1%
⑤Merchandising	598.5	655.2	579.4	552.2	503.7	500.3	586.8	581.9	663.1	669.3	100.9%
⑥Music	29.6	29.2	32.4	36.9	34.4	35.8	33.7	27.6	31.7	27.4	86.4%
⑦Overseas	282.3	326.6	583.4	767.7	994.8	1009.2	1200.9	1239.4	1313.4	1459.2	111.1%
⑧The Pachinko and the like	242.7	298.1	294.1	281.8	268.7	283.5	319.9	263.0	305.6	298.1	97.5%
⑨Live Entertainment	24.8	31.8	48.4	53.2	62.9	77.4	84.4	29.0	57.1	97.2	170.2%
Total	1476.9	1637.1	1829.2	1990.3	2142.1	2180.7	2514.5	2419.9	2742.2	2927.7	106.8%

Based on questionnaires conducted by the Association of Japanese Animations and other publicly available statistics

Thinking of the Primary Factors Driving the 2022 Market

〈The main factors that made 2022 the highest grossing year so far are International, Live Entertainment, and Movie〉

The Japanese anime industry market has reached almost 3 trillion yen. The market was 1.09 trillion yen in 2002 and finally broke 2 trillion yen fifteen years later in 2017, yet it is reaching 3 trillion yen in just five years. The driving force behind that is the international market. It rose 145.8 billion yen compared to 2022, which is on a different scale from the increases of the next most-grossing markets: 40 billion yen of Live Entertainment, 18.3 billion yen of Movie, and 10.9 billion yen of Streaming.

The Live Entertainment market is the next one to focus on after the international market. It became a new anime window in 2013 and the market has expanded by 10 billion yen each year, but it was dealt a devastating blow in 2020 with the COVID-19 pandemic. It instantly dropped to just 29 billion yen and there were worries about its future, but it recovered in 2021 with 57.1 billion yen. After the pandemic restrictions were lifted in 2022, so many concert events and 2.5 musicals were held that it was like a dam broke. The genre grew to 97.2 billion yen, surpassing Television.

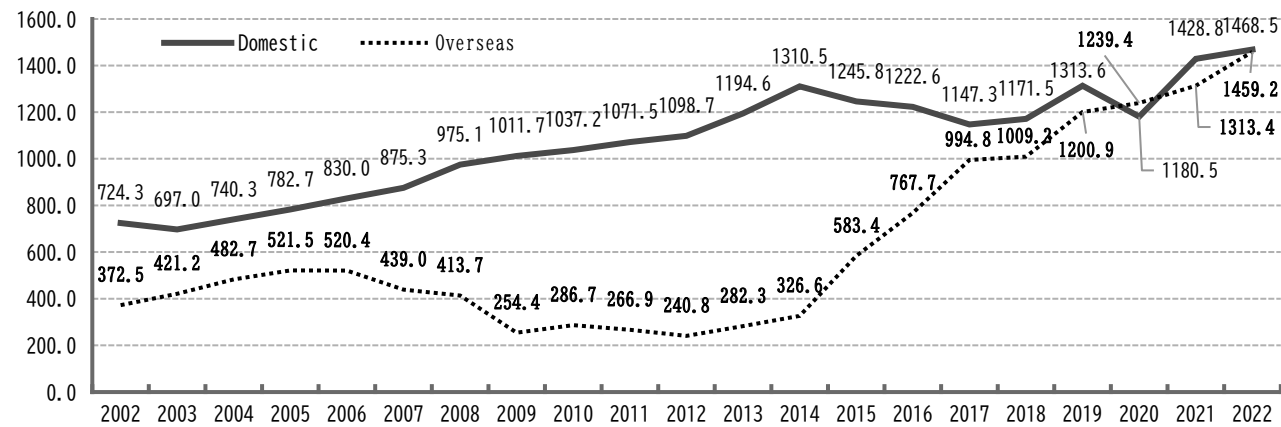
〈Has Streaming Media Reached Its Peak?〉

Streaming Media began expanding in the 2010s. In 2019, the 68.5 billion yen market doubled to 154.3 billion yen in 2021, but it began showing signs of slowing down in 2022 at 165.2 billion yen. The global platforms Netflix and Disney+ saw a slowing of paid members from 2022 to 2023, and it cannot be denied that similar signs are being seen in Japan. However, when it comes to streaming, there are no new ways to circulate the media, so it has a longer lifetime than Video.

〈Regarding the International and Domestic Markets〉

As stated before, the primary factor in the growth of the anime industry in 2022 was the international market. It was thought that the domestic and international market would reverse for the first time in two years, but the domestic market exceeded the international market by 9.3 billion yen, only 0.6%, due to the contribution of fields like Live Entertainment. The international market takes up half of the overall profit through a wide-ranging number of fields like Television, Movie, Video, Streaming, Merchandising, Game Licensing, and more. It is reassuring for Japan that this market has continued to grow since the mid-2010s. The May 27, 2023 issue of Weekly Toyo Keizai had a feature called "Anime: The Mechanisms Behind the Passion," where they stated that "the market has more than doubled in ten years! A rare growth industry has burst onto the scene." However, their point was, "We can expect a ripple effect as international expansion continues to see good results as this is an industry that will likely continue to grow, something rare in Japan right now." That same feature alludes to the anime industry's potential. Mr. Atsuo Nakayama, a sociologist specializing in entertainment studies, believes that when we look at how the international gaming software market grew to be four times the domestic market, the anime industry will also likely have an international market four times the size of the domestic market and can be expected to reach a market scale of 5 trillion yen. Akira Ishii, the CEO of REMOW, believes that the demand for anime means that the global market should be at a scale of 34 trillion yen.

[Figure 3] Comparison of Domestic and International Anime Markets (Broad Anime Market/Units of Hundred Million Yen)



Based on questionnaires conducted by the Association of Japanese Animations

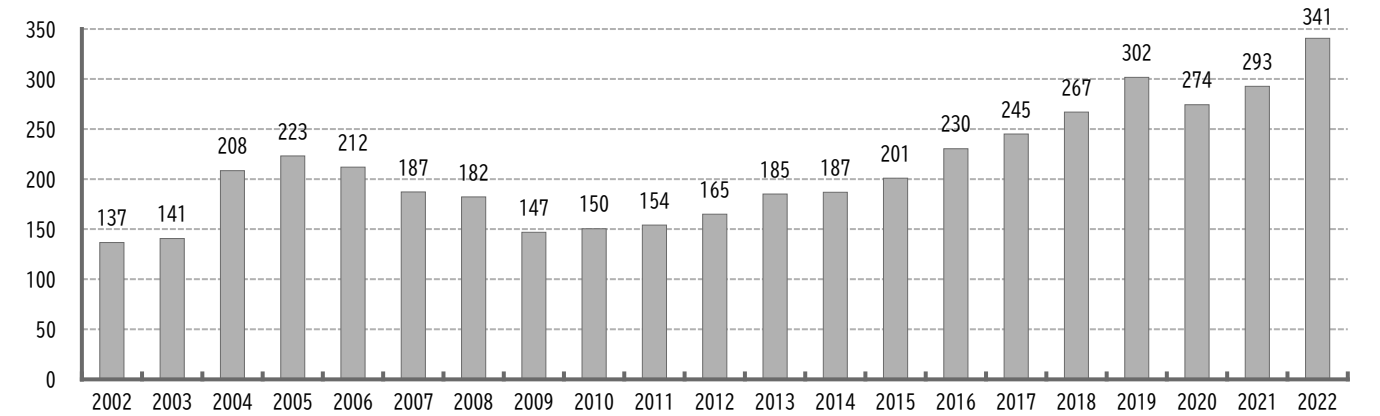
〈The Unusual Events in Hollywood Animation and Japan’s Great Advances〉

Hollywood Animation has been suffering some unusual changes since the COVID-19 pandemic. 2022’s Strange World only grossed \$37 million in the North American box office, and in 2023, Disney’s 100th anniversary film Wish stopped at \$606 million (as of the end of 2023). The fall of Disney (including Pixar) is striking. On the other hand, The Super Mario Bros. Movie by Nintendo and Illumination took #2 in the 2023 North American box office, followed by Sony Pictures Animation’s Spiderman: Across the Spiderverse at #3. Those companies knocked Disney and Pixar off the top. Also, 2021’s Demon Slayer: Kimetsu no Yaiba - The Movie: Mugen Train, 2022’s Dragon Ball Super: Super Hero and Jujutsu Kaisen 0, and 2023’s The Boy and the Heron were all Japanese anime movies that took number one in the weekly North American box office charts. All of those movies were also popular across various Asian countries and rewrote the global anime world map.

〈The 2022 Anime Industry Market (The Narrow Anime Market/Production Companies’ Profits)〉

The industry market is actually the profits and market of the studios producing the anime, which is how the financial situation of the “anime industry” comes forth. However, each studio’s revenue structure differs drastically due to factors like whether there is financing for the production, whether they are the coordinators of the production committee, and whether they have the right to be the sales window within the committee. Even so, it is Television that is continuing to support the studios. Television’s 77 billion yen make it #2 (22.6%) of the market when split by genres, which is an increase of 106.9% since 2019, and we can conjecture that much of it are production costs for TV series. TV anime are still the “staple food” of the anime industry. International, which is the #1 genre with a share of 25.1% of 86 billion yen, is up 103.5% from last year and 119.2% up from 2019. Merchandising, which is #3 with a share of 67 billion (19.6%) is also showing favorable growth with an increase of 118.4% from 2019. Streaming is #4 with a 10.2% share of 34 billion yen, up 160.6% from 2019. It is expected that Streaming will be a constant source of income for the anime industry the way Video once was. The 5th share of the market was Movie at 8.8%, 30 billion, which is up 131.4% from last year and 77.6% from 2019. #6, Entertainment, takes 5.8% of the share at 19 billion and is up 111.2% since 2019. 2019 had been considered its peak and its share was declining, but in 2022 it made a comeback. The 7th genre was Other, with 3.8% at 12 billion, 8th was Video with 5.3 billion and 1.6% of the market, and 9th was Live Entertainment, with 1.4% of the market at 4.9 billion yen.

[Figure 4] The Japanese Animation Market in a Narrow Sense (Yen in billions)



Based on questionnaires conducted by the Association of Japanese Animations and other publicly available statistics

Item	2013	2014	2015	2016	2017	2018	2019	2020	2021	2022	YoY
①TV	67.4	61.7	60.5	65.7	68.9	76.5	72.1	65.5	70.9	77.1	108.7%
②Movie	24.8	22.6	23.1	25.2	29.3	34.1	38.8	26.8	22.9	30.1	131.4%
③Video	15.5	16.1	14.4	12.4	11.6	8.0	7.5	7.1	5.0	5.3	106.0%
④Internet Distribution	8.5	10.2	11.0	12.0	13.6	14.7	21.6	19.1	24.9	34.7	139.4%
⑤Merchandising	26.5	26.6	25.8	30.4	34.5	42.5	56.4	53.4	52.5	66.8	127.2%
⑥Music	3.6	3.6	4.0	4.5	4.2	4.4	4.1	3.4	3.9	3.4	87.2%
⑦Overseas	16.9	19.5	34.8	45.8	52.4	60.3	71.8	76.1	82.7	85.6	103.5%
⑧The Pachinko and the like	11.6	14.2	13.9	13.3	13.4	15.1	17.9	15.3	16.9	19.9	117.8%
⑨Live Entertainment	1.2	1.6	2.4	2.7	3.1	3.9	4.2	1.5	2.9	4.9	169.0%
⑩Others	9.1	10.7	11.0	18.3	14.1	7.5	7.2	6.2	10.1	12.9	127.7%
Total	185.1	186.8	200.9	230.3	245.1	267.0	301.6	274.4	292.7	340.7	116.4%

Based on questionnaires conducted by the Association of Japanese Animations

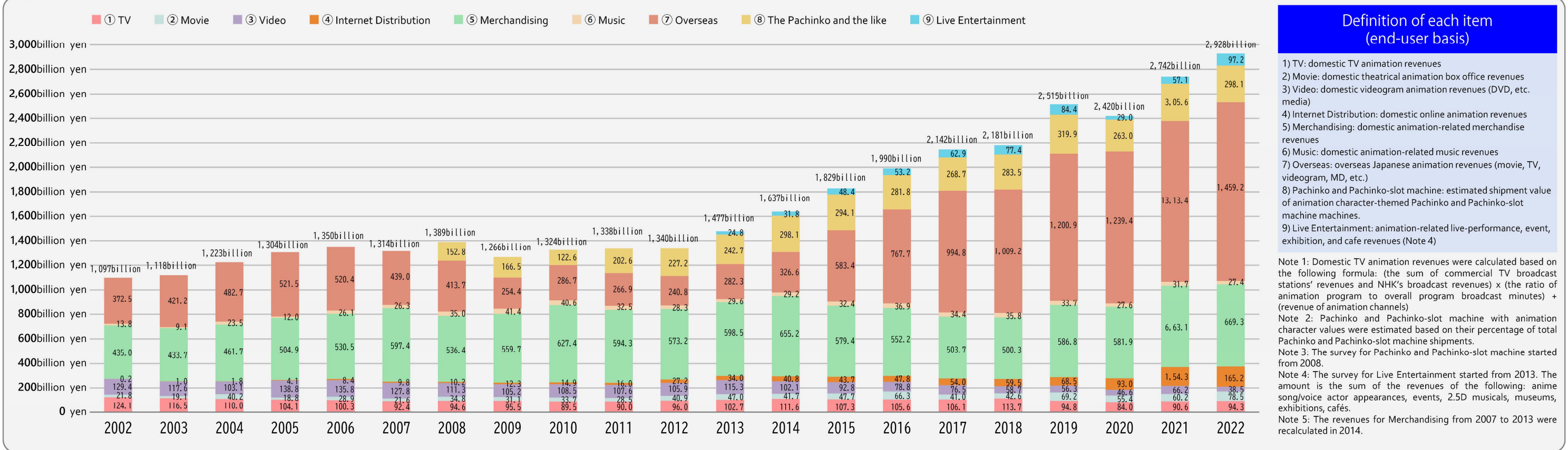
〈A Business Model Supporting Rising Production Fees〉

It has been evident over the past few years that anime production fees have been rising, but there is a business model being established to recoup some of those fees wherein a streaming platform is given the rights for early release. If it is a series, the designated platform streams it exclusively at first. After a specific holding period, it is broadcast in other fields such as TV before being available on streaming once again. That is the business model spearheaded by production committees. The designated streaming platform gets the early streaming license of the series with the goal of recouping some of the production fees. After that, the broadcast and secondary streaming, merchandising, live entertainment, and international sales will expand profits. While it depends on the hype of the series itself, this model is one of the pillars sustaining the increasing production costs.

Trends in Japanese Animation Market (2023version)

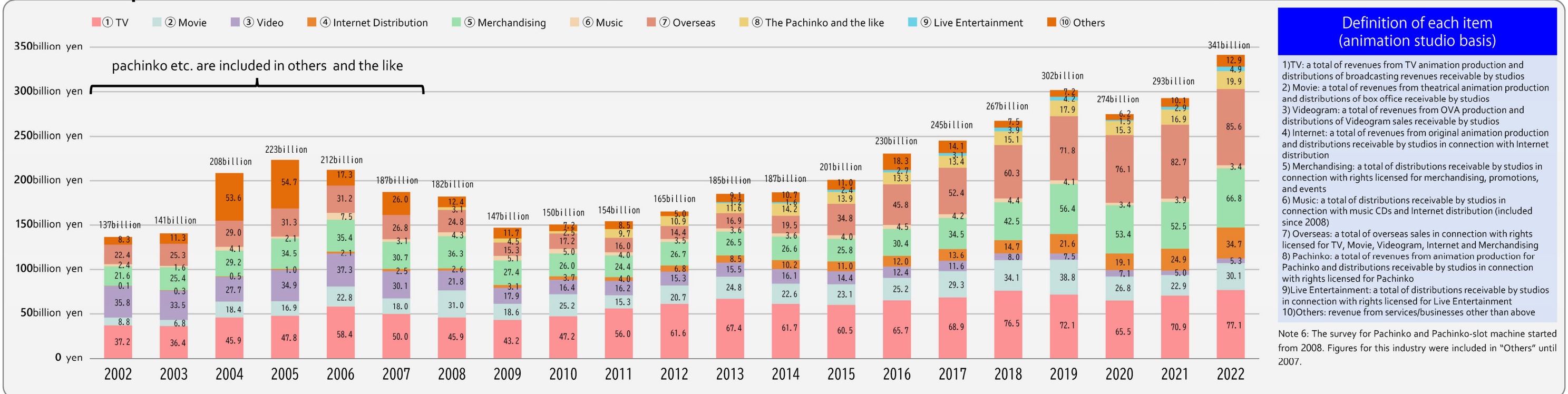
The upper part shows Japanese animation market trends in a broad sense (i.e. market size based on estimated revenues in animation and animation-related product markets). The lower part shows Japanese animation market trends in a more limited sense (i.e. market size based on the estimated revenues of all domestic commercial animation studios). It's obvious that the animation market in a broad sense is overwhelmingly larger than in a limited sense. This is because the animation-related businesses including character merchandising have significant leverage effects.

Japanese animation market trends in a Broad sense (i.e. market size based on estimated revenues in animation and animation-related markets) <2002 – 2022>



Based on questionnaires conducted by the Association of Japanese Animations and other publicly available statistics

Trends in Japanese animation market in a limited sense (i.e. market size based on the estimated revenues of all domestic commercial animation studios) <2002 – 2022>



Based on questionnaires conducted by the Association of Japanese Animations and statistics released to public.

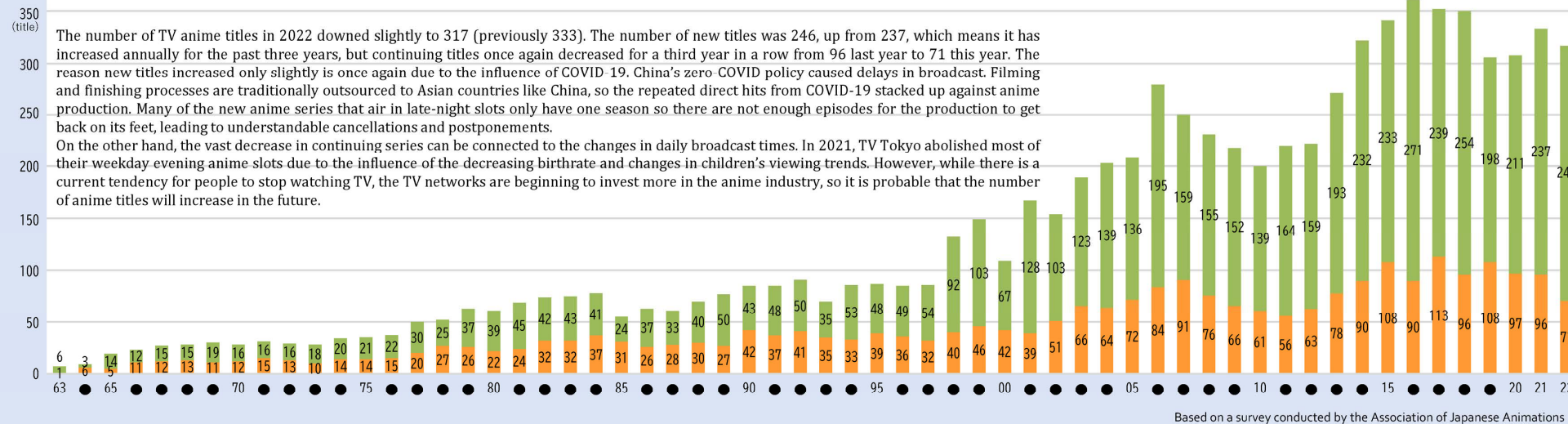
Trends in Japanese Animation Market (2023 version)

Each Field Constructing the Anime Industry, Which Continues to Break Records and is Reaching a Market of 3 Trillion Yen

TV Animation programs (1963-2022)

The Continuing Influence of COVID-19 and The Structural Change of Daily Broadcasts is Limited to a Slight Increase

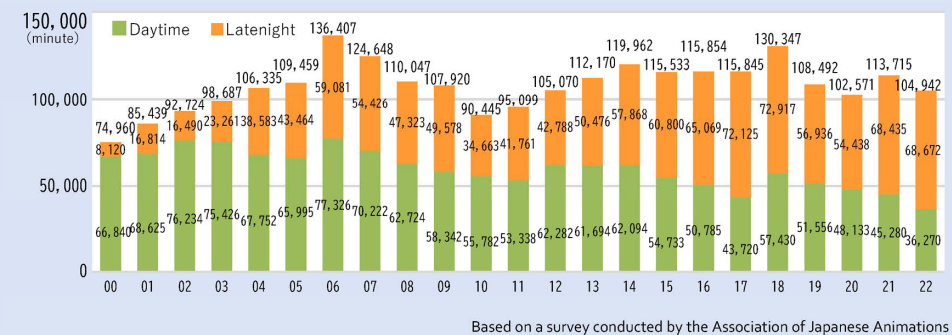
■ TV animation programs newly broadcast in the year.
 ■ TV animation programs broadcast/serialized continuously from the previous years.
 *TV animation programs, animations inserted in other TV programs, and TV animations combined with live-action programs are all covered.
 *The data has been closely examined in the "Nenkan Perfect Data" since 2014.



Production Minutes of TV Animations (2000-2022)

Daily Broadcast Slots Decreased Drastically and Late-Night Broadcasts were Postponed, Leading to Only Slight Increases

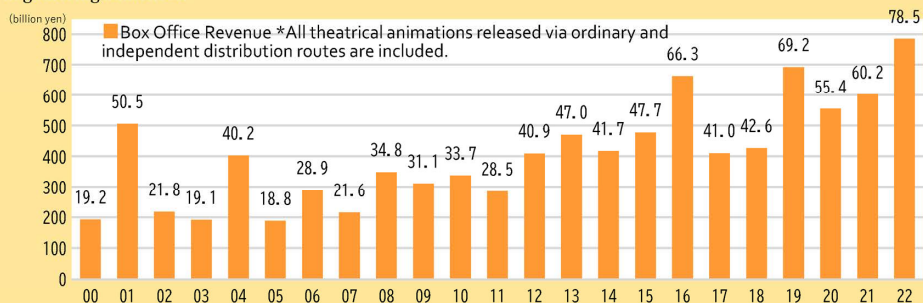
In 2022, the number of TV anime production minutes was only 92.3% of the year before at 104,942 minutes, down from 113,715. Late-night anime increased slightly to 68,672 (up 100.3% from last year), but the overall production minutes drastically decreased to 36,627 (80.1% of the previous year). The rapid increase in late-night slots in 2021 means that the total production minutes increased, but since the late-night slots increased only marginally in 2022, it could not cover the decrease in overall minutes. Even if the production numbers are split between new and continuing series, 2022 saw a decrease. The repeated waves of COVID-19 in China in 2022 influenced the anime industry through the cancellations and postponements of late-night and new anime broadcasts, so there is a possibility that those postponed minutes will be carried over into 2023 and be connected to an improvement in those numbers.



Box Office Revenue of Theatrical Animations (2000-2022)

Successive Hits Broke Historical Records with Five Titles Occupying 70% of the Profits

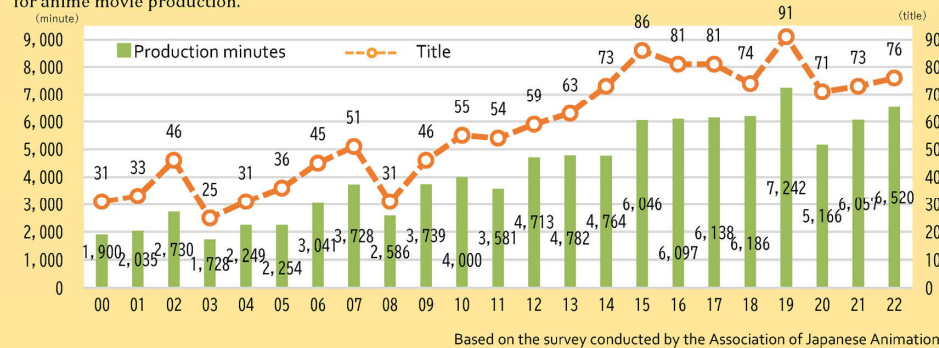
In 2022, the anime movie box-office revenue reached 78 billion, 130.4% of the year before and surpassing 2019's 69 billion yen for a record high. The biggest hit ONE PIECE FILM RED reached 18 billion yen (19 billion yen as of the end of August 2023). Suzume grossed 11 billion yen (final box office was 13 billion yen), Detective Conan: The Bride of Halloween reached 9.8 billion, 2021's Jujutsu Kaisen 0's 2022 box-office revenue was 8 billion (for a final total of 13 billion), and THE FIRST SLAM DUNK grossed 6 billion (with a final total of 14 billion). These five movies grossed a total of 54 billion yen. Four of these movies remained in the box office over the new year, from 2021-2022 and from 2022-2023, and grossed final profits way over 10 billion yen. They reveal the strength that long-running movies have in gathering audiences.



The Number of Theatrical Animation Works and the Production Minutes (2000-2022)

The Trend of Production Numbers Remaining High Comes from the Production Inclination of a Secondary Development in Streaming

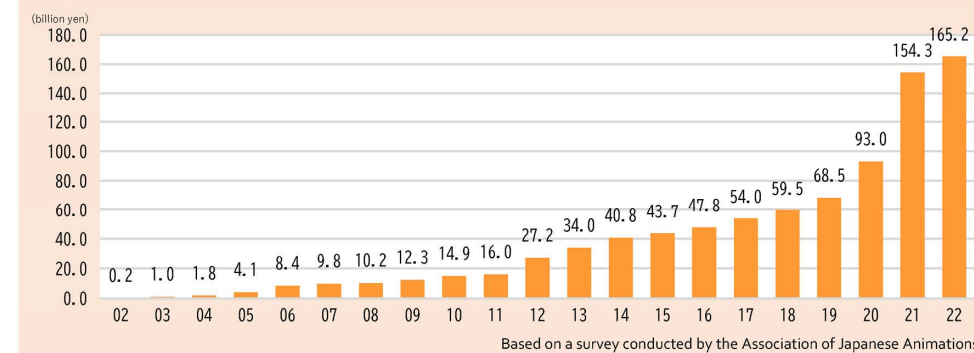
The number of anime movie production minutes in 2022 was 6,520 (up from 6,057 the previous year) with 76 titles produced (up from 73). In the 2000s, the number of anime titles released everywhere was between 20-50, but since 2015, the high standard of 70-90 a year has been maintained. The continuation of anime movie production also raises revenue from TV broadcasting rights, videogramming rights, international sales, and streaming rights. In recent years, thanks to the vigorous development of streaming rights, adding conditions such as only allowing movies to be streamed on a single platform means those platforms are investing greatly in the movies. These secondary developments have a stronger trend in anime movies over live-action, leading to a favorable circumstance for anime movie production.



Animation Distribution via the Internet (2002-2022)

Looking for the Next Key for Anime Streaming Now That Government Requests for People to Stay at Home Have Ended

In 2022, the domestic anime streaming market grossed 165 billion yen, 107.1% of the previous year. With the COVID-19 pandemic and resulting emergency demands for people to stay at home, the double-digit increase in the profit scale since 2021 has settled down. The rapid increase in streaming overtook the TV market in 2021 and has become the main method for anime watching, but the domestic market will hit its maximum limit soon. The time to come up with a new business model is approaching. Titles made for streaming have different tempos and lavishness from TV anime as well as a degree of freedom that can be used to test new types of media mixes, so those kinds of experiments will be the key to create the next step.

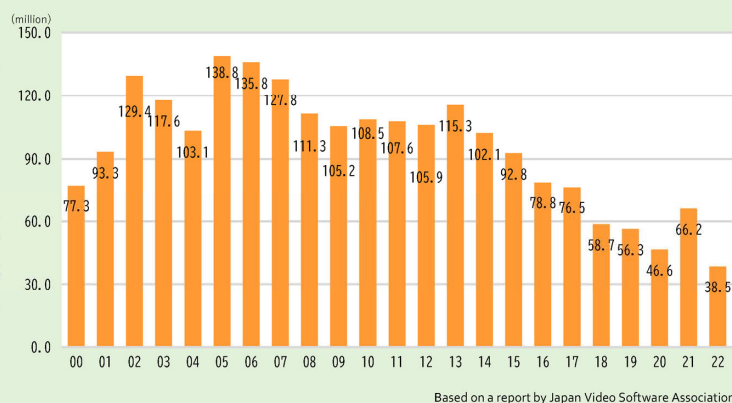


Animation videograms (2000-2022)

※Revenues of Videogram are calculated based on the total sales of Japanese animation for adults and Japanese animation for children among the genres in the report by the Japan Video Software Association.

Last Year's Rebound Caused a Drastic Decrease Within the Return to a Declining Tendency

In 2022, the anime video packaging market grossed 38 billion yen, 58.2% of the previous year. It is a drastic decrease after the sudden increase in 2021. Generally, there is a tendency for a decrease in video packaging as streaming increases. As the role of video packaging decreases, the problem of being unable to watch series when titles are deleted from streaming media remains, so packaged media continues to have the value of "possessing the footage." It is believed that video packaging will continue maintaining a fixed percentage of the anime market due to core fans.

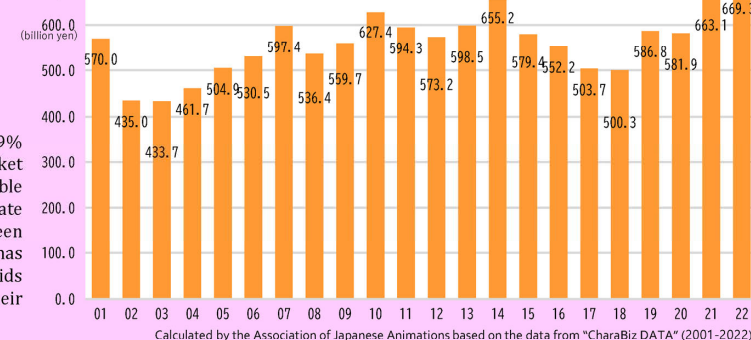


Merchandising Related to Animation (2000-2022)

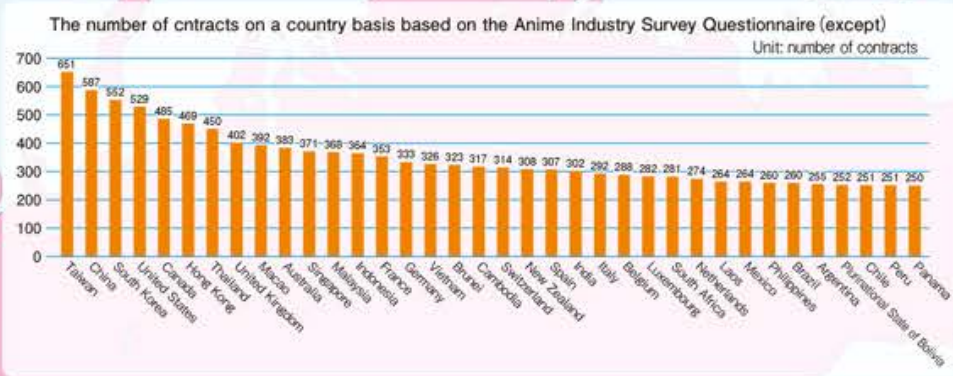
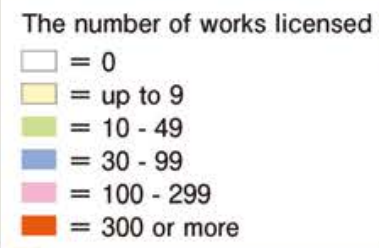
※Revenues arising only from Japanese animation characters ranked in the top 100 characters selling well in Japan were tallied.
 ※No uses of advertisement, promotion, or Pachinko are included.
 ※The values from 2007 to 2013 are recounted in 2014.

Diverse Characters Make Up the Market as Consumption Swings Back to Real Life Instead of Digital

Japan's anime character merchandising market reached 669 billion yen in 2022, 100.9% of the previous year. Various characters from different kinds of media like Pocket Monsters, Chikawa, ONE PIECE, SPY x FAMILY, and Detective Conan kept the favorable progress up in 2022. Events, pop-up shops, and character cafes set up to commemorate the release of anime movies saw vigorous sales of character merchandise. It can be seen that a return to real-life sales over digital is happening. The character target base has expanded from core fans to kids and families, and the continuation of long-lasting kids and family anime such as Pocket Monsters and Detective Conan means that their demographics have spread to older fans.

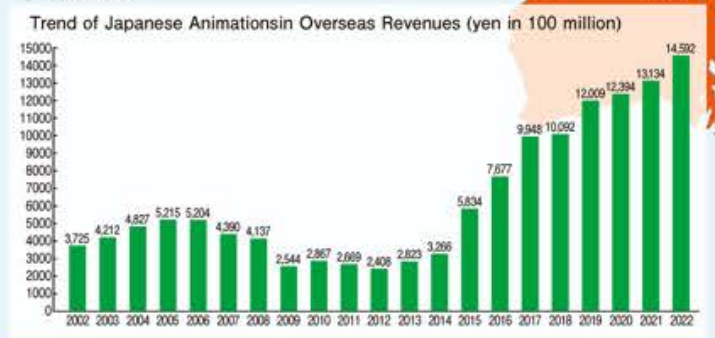
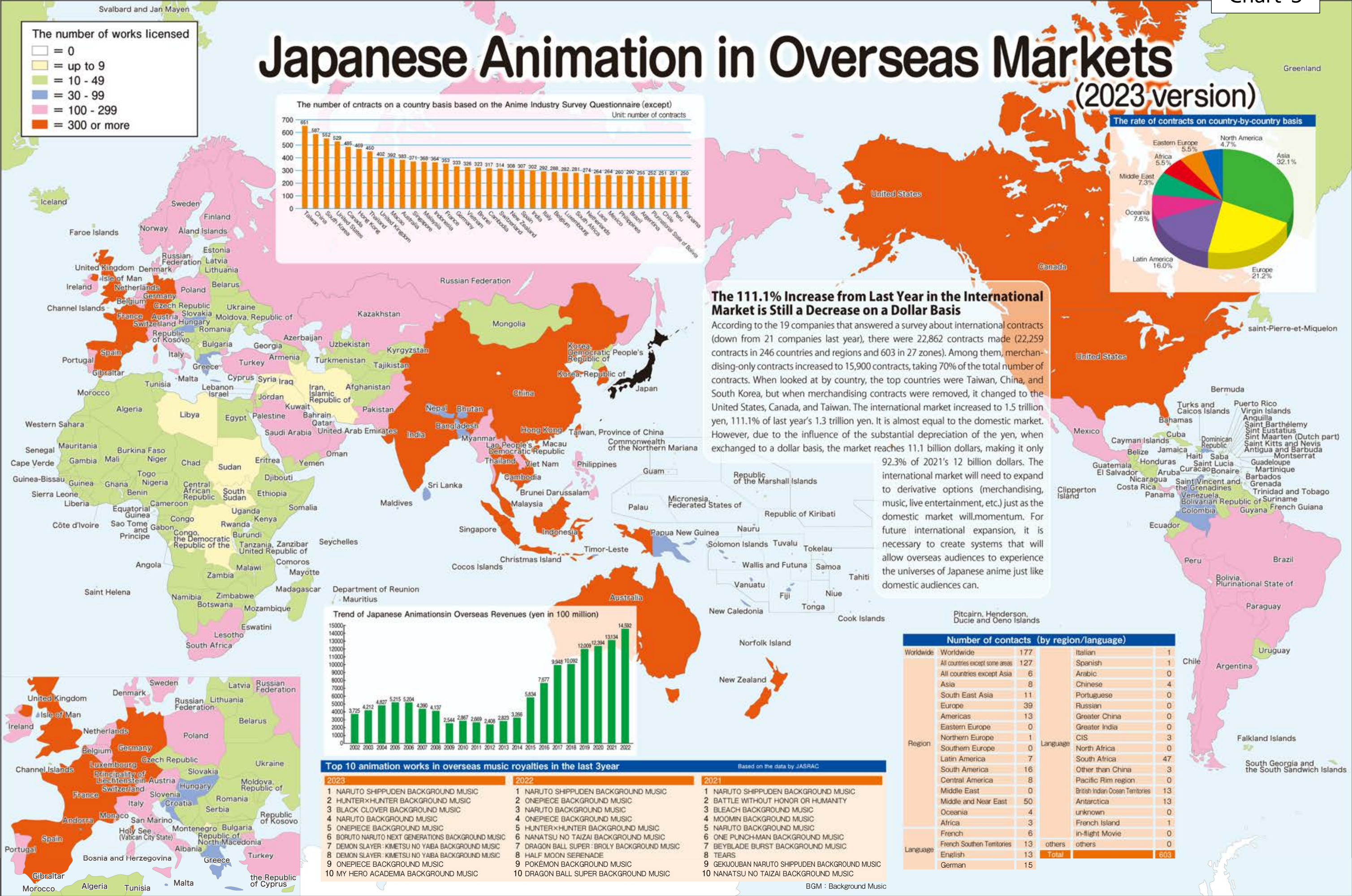


Japanese Animation in Overseas Markets (2023 version)



The 111.1% Increase from Last Year in the International Market is Still a Decrease on a Dollar Basis

According to the 19 companies that answered a survey about international contracts (down from 21 companies last year), there were 22,862 contracts made (22,259 contracts in 246 countries and regions and 603 in 27 zones). Among them, merchandising-only contracts increased to 15,900 contracts, taking 70% of the total number of contracts. When looked at by country, the top countries were Taiwan, China, and South Korea, but when merchandising contracts were removed, it changed to the United States, Canada, and Taiwan. The international market increased to 1.5 trillion yen, 111.1% of last year's 1.3 trillion yen. It is almost equal to the domestic market. However, due to the influence of the substantial depreciation of the yen, when exchanged to a dollar basis, the market reaches 11.1 billion dollars, making it only 92.3% of 2021's 12 billion dollars. The international market will need to expand to derivative options (merchandising, music, live entertainment, etc.) just as the domestic market will. For future international expansion, it is necessary to create systems that will allow overseas audiences to experience the universes of Japanese anime just like domestic audiences can.



Top 10 animation works in overseas music royalties in the last 3year

Year	Rank	Work
2023	1	NARUTO SHIPPUDEN BACKGROUND MUSIC
	2	HUNTERxHUNTER BACKGROUND MUSIC
	3	BLACK CLOVER BACKGROUND MUSIC
	4	NARUTO BACKGROUND MUSIC
	5	ONEPIECE BACKGROUND MUSIC
	6	BORUTO NARUTO NEXT GENERATIONS BACKGROUND MUSIC
	7	DEMON SLAYER: KIMETSU NO YABA BACKGROUND MUSIC
	8	DEMON SLAYER: KIMETSU NO YABA BACKGROUND MUSIC
	9	ONEPIECE BACKGROUND MUSIC
	10	MY HERO ACADEMIA BACKGROUND MUSIC
2022	1	NARUTO SHIPPUDEN BACKGROUND MUSIC
	2	ONEPIECE BACKGROUND MUSIC
	3	NARUTO BACKGROUND MUSIC
	4	ONEPIECE BACKGROUND MUSIC
	5	HUNTERxHUNTER BACKGROUND MUSIC
	6	NANATSU NO TAIZAI BACKGROUND MUSIC
	7	DRAGON BALL SUPER: BROLY BACKGROUND MUSIC
	8	HALF MOON SERENADE
	9	POKEMON BACKGROUND MUSIC
	10	DRAGON BALL SUPER BACKGROUND MUSIC
2021	1	NARUTO SHIPPUDEN BACKGROUND MUSIC
	2	BATTLE WITHOUT HONOR OR HUMANITY
	3	BLEACH BACKGROUND MUSIC
	4	MOONIN BACKGROUND MUSIC
	5	NARUTO BACKGROUND MUSIC
	6	ONE PUNCH-MAN BACKGROUND MUSIC
	7	BEYBLADE BURST BACKGROUND MUSIC
	8	TEARS
	9	GEKKOUBAN NARUTO SHIPPUDEN BACKGROUND MUSIC
	10	NANATSU NO TAIZAI BACKGROUND MUSIC

BGM : Background Music

Number of contacts (by region/language)

Region	Number of Contacts
Worldwide	177
All countries except some areas	127
All countries except Asia	6
Asia	8
South East Asia	11
Europe	39
Americas	13
Eastern Europe	0
Northern Europe	1
Southern Europe	0
Latin America	7
South America	16
Central America	8
Middle East	0
Middle and Near East	50
Oceania	4
Africa	3
French	6
French Southern Territories	13
English	13
German	15

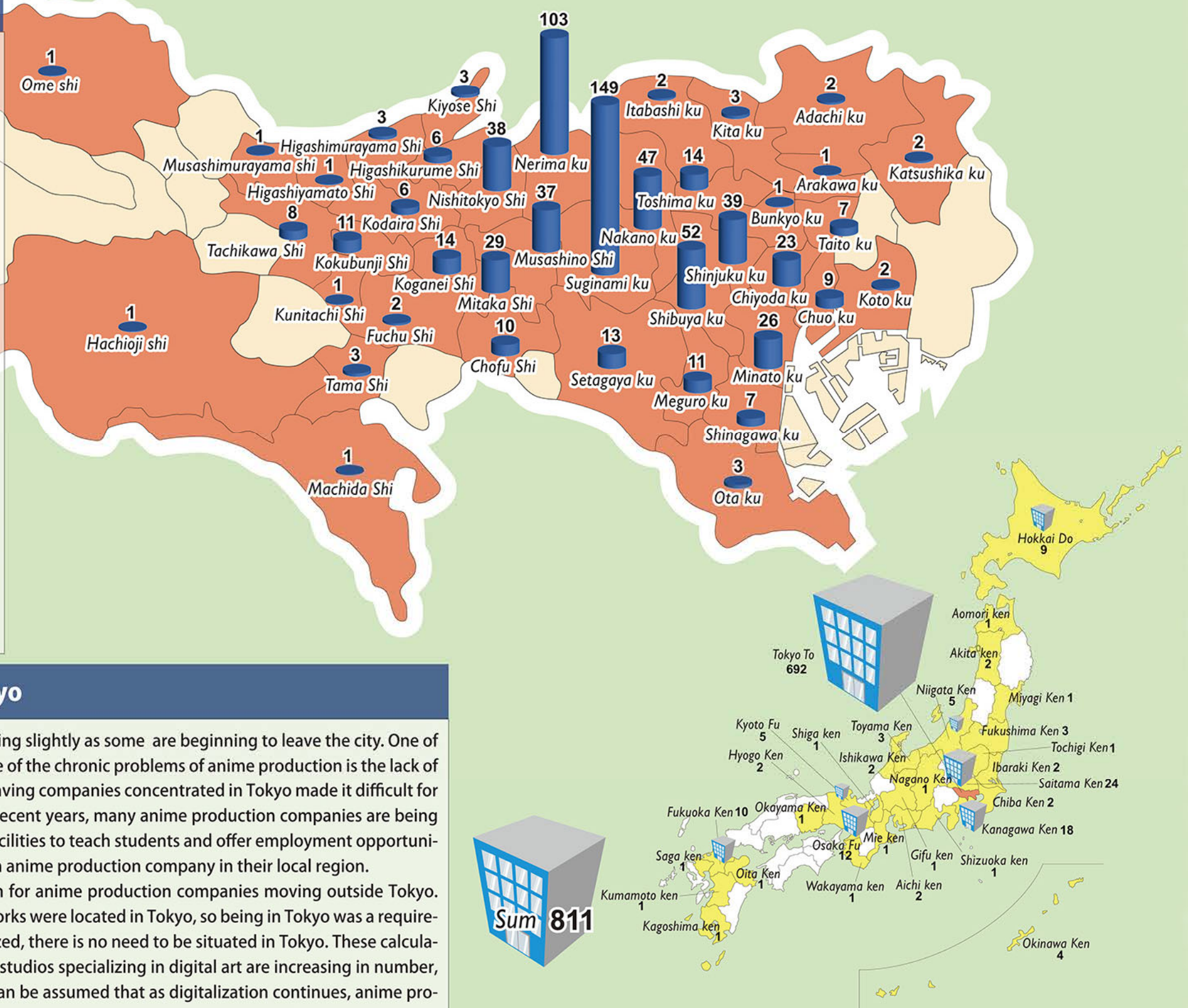
Language	Number of Contacts
Italian	1
Spanish	1
Arabic	0
Chinese	4
Portuguese	0
Russian	0
Greater China	0
Greater India	0
CIS	3
North Africa	0
South Africa	47
Other than China	3
Pacific Rim region	0
British Indian Ocean Territories	13
Antarctica	13
unknown	0
French Island	1
In-flight Movie	0
others	0
Total	603

Distribution of Japanese animation studios (2020 version)

* Animation studios herein includes business operators engaged in planning, production, script writing, direction, key-drawing, in-between, CG (2D and 3D), background, art, special effect, shooting and editing.
 * Headquarters locations are listed, other studios are not included.

The Distribution of Anime Production Studios in Tokyo

In 2020, there were a total of 811 companies involved in anime production (planning/production, script, direction, key animation, in-betweens, CG (2D and 3D), coloring, backgrounds/art, special effects, filming, editing, and other parts of the production process). This is 189 companies more than the survey done in 2016 (622 companies) and 392 companies more than 2011 (419 companies). 692 companies, or 85.3% of the total, were in Tokyo, but this is a reduction from 87.3% in 2011 and 87.1% in 2016. Regarding the locations of the studios, 149 companies are in Suginami-ku, 103 in Nerima-ku, 52 in Shibuya-ku, and 47 in Nakano-ku, so it is clear that anime production companies are concentrated in the Suginami and Nerima areas. The three original anime production companies, Toei Doga (now Toei Animation), the original Mushi Production, Tatsunoko Production (now Tatsunoko Pro), along with Tokyo Movie (Now TMS Entertainment), have been in existence since the beginning of TV anime history. These companies were established along the Seibu Ikebukuro Line, the Seibu Shinjuku Line, and the Chuo Line, resulting in anime production companies gathering in the Suginami and Nerima areas of west Tokyo. On the other hand, CG companies are growing in number in Shibuya-ku, so as processes that were once hand-drawn are increasingly being done with CG, companies that mostly did CG production for other industries like video games, live films, and amusement establishments are now participating in anime production. Thus, more CG companies connected to anime companies are being established, and they are being located in the urban subcenter of Shibuya-ku.



Anime Production Continues to Move Out of Tokyo

The heavy concentration of anime production companies in Tokyo is receding slightly as some are beginning to leave the city. One of the reasons is the goal of each company to hire more human resources. One of the chronic problems of anime production is the lack of human resources, and one of the causes is that the industrial structure of having companies concentrated in Tokyo made it difficult for people outside of Tokyo to find employment in the industry. However, in recent years, many anime production companies are being established outside of Tokyo and often link up with regional educational facilities to teach students and offer employment opportunities. Because of that, there is now the option for students to find work at an anime production company in their local region. Also, the digitalization of the production processes is also a crucial reason for anime production companies moving outside Tokyo. Until the 2000s, TV anime was delivered to the networks via tape. The networks were located in Tokyo, so being in Tokyo was a requirement. However, now that processes including delivery have become digitized, there is no need to be situated in Tokyo. These calculations don't include any studios other than the head office, but regional art studios specializing in digital art are increasing in number, and even more CG studios are also being established outside of Tokyo. It can be assumed that as digitalization continues, anime production companies will also continue to be based outside of Tokyo.

Based on the survey by the Association of Japanese Animations



The 2022 Anime Industry Market Breaks Previous Records by Reaching 2.9 Trillion Yen, 106.8% of the Previous Year, After Recovering from the COVID-19 Pandemic; The Market Approaches 3 Trillion Yen

Anime Industry Report 2023

The 2022 anime industry market reached 2.9 trillion yen (106.8% of the previous year). It once again grew after the powerful comeback seen in 2021 after the COVID-19 pandemic hit in 2020. The international market which drives the industry reached 1.5 trillion yen (111.1%), taking 49.8% of the market share. #2 is Merchandising at 669 billion yen (100.9%) with 22.9% of the share. Following that is Entertainment at 298 billion yen (97.5%) with 10.2% of the share, Streaming at 162 billion yen (107.1%) with 5.6% of the share, Live Entertainment at 97.2 billion yen (170.2%) with 3.3% of the share, Television at 94.3 billion yen (104.1%) with 3.2% of the share, Movie with 78.5 billion yen (130.4%) with 2.7% of the share, Video at 38.5 billion yen (58.2%) with 1.3% of the share, and Music at 27.4 billion yen (86.4%) with 0.9% of the share.

We hope this information will be useful to your business in the anime industry.

■Outline

【Title】	Anime Industry Report 2023
【Publisher】	The Association of Japanese Animations
【Release day】	November 14, 2023
【Size/Pages】	A4 / 120P (Report), + 4 chart sheets inserted+ All Animation Works Perfect Data(Online)
【Price】	22,000 yen (tax excluded)
【Index】	

1.Overview of the Japanese animation industry in 2022

*Overall market trends and notable trends of the industry

2.Trends in respective media

*Animation distribution market (TV animation, theatrical animation, videogram, Internet distribution), secondary use (including merchandising), advertisement/promotion, music, and live entertainment

3.Trends in the overseas market

*Japanese animations in the global market

4.Special Texts

*Production companies' countryside locations

Chart: Trends in the Japanese Animation Market, Recent Movements of the Japanese Animation Industry and Market, Development of Japanese Animation in the Overseas Market, Distribution Map of Japanese Animation Studios

Available at the following:

Order via SPI Information website:

【Downloadable】 <https://www.spi-information.com/categories/detail/36818>

【Physical Stores】

AKIBA INFO.xTOKYO ATOM - INFORMATION & SHOP -

Akihabara UDX 2F, Sotokanda 4-14-1, Chiyoda-ku, Tokyo, Japan

Kyoto International Manga Museum Shop

Karasuma-Oike, Nagakyo-ku, Kyoto, Japan (The site where Kagoike Elementary School was located)

TOKYO ANIME CENTER in DNP PLAZA

Shibuya MODI 2F 1-21-3 Jinnan, Shibuya, Tokyo, Japan

Back issues (2009-2022) are also available on the site and in the stores above.