



Annual Report

2017-18

Belyuen Community Government Council Annual Report 2017-2018

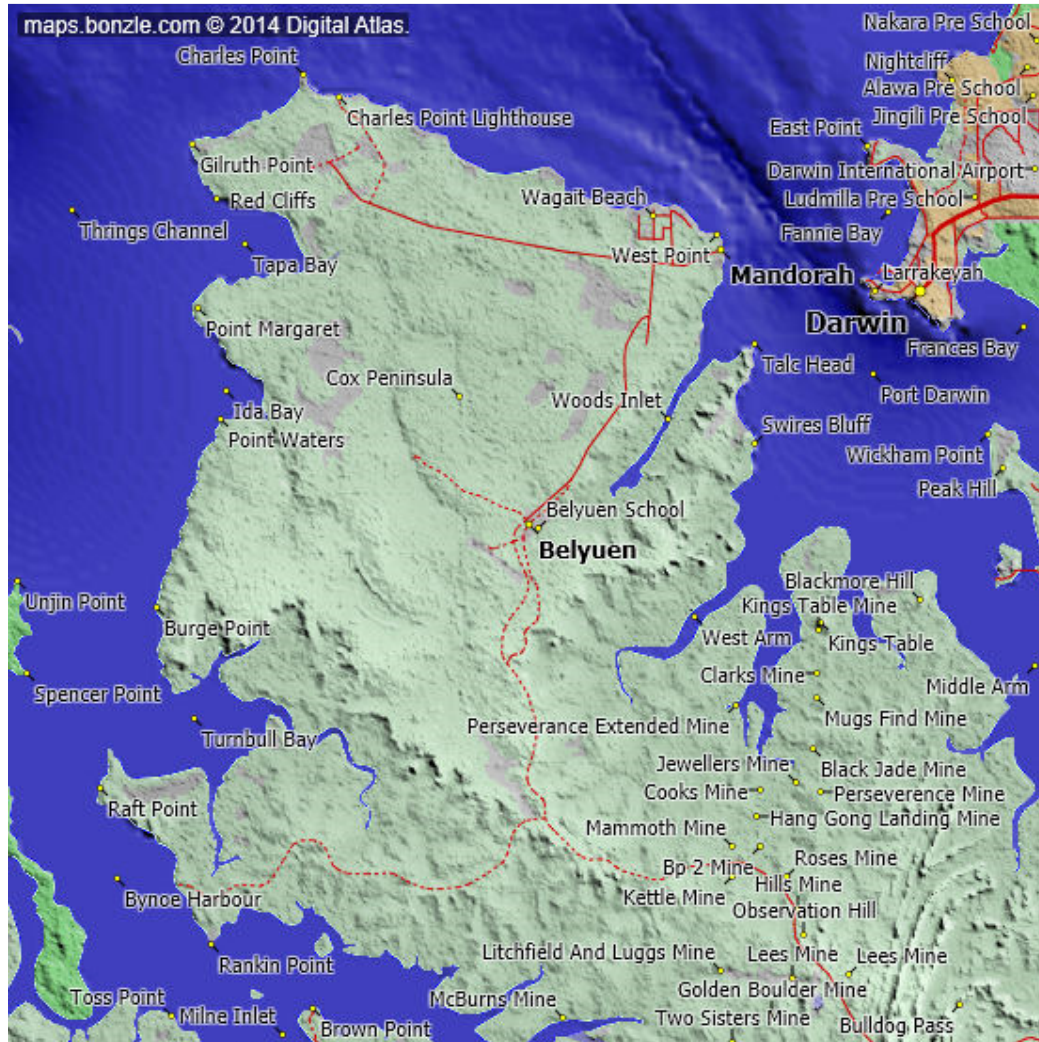
ABN 88194 280 330

Phone: 08 89785071

Fax: 08 89785429

Post: CMB 18 Darwin NT0801

Web: www.belyuen.nt.gov.au



Annual Report Legislative requirements

Local Government Act

Page 112

Chapter 14

Part 14.1 Annual reports

199 Annual reports

- (1) The council must, on or before 15 November in each year, report to the Minister on its work during the financial year ending on the proceeding 30 June.*
- (2) The report must include a copy of the council's audited financial statement for the relevant financial year.*
- (3) The report must also contain an assessment of the council's performance against objectives stated in the relevant municipal, regional or shire plan (applying indicators of performance set in the plan) and, in the case of a regional council, of the activities of any local authority within the council's area.*
- (4) As soon as practical after the report has been delivered to the Minister, the council must:*
 - (a) Publish the report on the council's website; and*
 - (b) Publish a notice in a newspaper circulating generally in the area informing the public that copies of the report may be downloaded from the council's website or obtained from the council's public office.*

Table of Contents

Statement from the Belyuen Council President.....5
Statement from the Chief Executive Officer.....6
Belyuen Staff 2017-2018.....7-8
Belyuen Coomalie Working Group.....9
About Belyuen.....10
Belyuen Long Term Strategies.....11-22
Recycling Initiative.....23
Core Services.....24-36
Agency Services.....37-40
Commercial Services.....41-42
Audited Financial Statements 2017-2018.....Cover +1-37

Statement from the Belyuen Council President

Welcome to the Belyuen Community Government Council 2017-2018 Annual Report.

26th August 2017 was a great milestone for the people of Belyuen as they voted in the Local Government Elections for the first time in 10years. For many electors this was the first time they had voted in a local election.

Sadly one of the Councillors passed away at home in May. A Bi Election was organised for 5th July 2018. Because there was only one nomination then Rex Sing was elected on 26th June 2018 close of nomination date.

This year Belyuen lost five Elders within a few months. It is a tragic loss to their families and to the whole community. All five were important Elders in the community and a lot of cultural knowledge and stories have also gone.

Council has been working closely with Coomalie Council to present a proposal of amalgamation to the Honourable Gerry McCarthy Minister for Housing and Community Development for his support and to take to Parliament. We are hoping that the amalgamation proposal will be supported by Government and will commence during 2019.

As a Council we are proud of what our community achieves. Even though we do not have many people living here and we do not have much money the Council strives for change and a better, safer lifestyle for all our families that live here.

Thank you

Zoe Singh *Zoe Singh*

President

November 2018

Belyuen Community Government Council at 30 June 2018

Councillor Zoe Singh President, Councillor Rex Edmunds Deputy President,

Councillor Cecilia Lewis, Councillor John Moreen.

Councillor R. Yarowin passed away in May 2018.

Councillor Rex Sing was elected on 26th June 2018

Statement from the Belyuen Council CEO

Belyuen Council is ranked the most disadvantaged Council in the Northern Territory and the second most disadvantaged in Australia. Neither of those titles are something that any Council (Shire) would like to hold as it basically implies 'You' are poor and not just a bit poor but the poorest in the NT and the second poorest in the whole of Australia. The concept of poverty in an Indigenous community raises all sorts of pictures: run down overcrowded houses; rubbish everywhere; mangy dogs everywhere; no green grass; old cars dumped anywhere, run down store etc.

A visit to Belyuen will quickly give you a different picture: instead it will show you houses that are generally looked after with little overcrowding, very little rubbish lying around, wheelie bins at each house; wool bales hanging off fences for cans and bottle recycling, very few dogs walking around and the ones that are looking healthy and clean, very few car bodies, a neat clean store etc.

Is Belyuen Shire cash poor? The answer is unquestionably Yes.

However, Council and the community have never given up and keep working through identified needs (some of which have taken over 10 years to action) and at the same time have kept a vision of Belyuen joining with surrounding Councils (Shires) to help provide a sustainable environment for Belyuen families to move out of the cycle of economic poverty they are currently trapped in.

Belyuen has been very fortunate to be able to work with Coomalie Council, Councillors and staff in working towards that vision. Whilst Coomalie and Belyuen are very different Councils and operate very differently it is the 'difference' that makes the possible outcome exciting. As the CEO I would like to take this opportunity to thank Paul McInerney the Coomalie CEO and Andrew Turner the President for making Belyuen Council feel an equal partner in the possible amalgamation that both Councils are working towards together.

2017-2018 was an exciting time for Belyuen as the community participated in the Local Government elections in August after 10 years of being under Management. Having local members for governance and decision has made a big difference in the community and immediately provided that two way flow of information between Council and the community. A process that gives Local Government its uniqueness as the third tier of government in Australia.

Sadly, one of the Councillors passed away at home in May. As a Belyuen Elder and a Kenbi Singer Man his passing has been felt deeply in the community.

As the CEO I would like to thank Council staff for the work they do and what they achieve with limited funding and often under very difficult circumstances. In the last 3 months of 2017-18, five Belyuen elders passed away. This has enormous impact on the whole community. Provision of services still has to continue: old people have to be fed and have personal care; children need to be fed at school; people need to access the office for Centrelink services; people need to access the store for food, power tickets etc; water supply needs to be monitored daily. All these tasks and many more are done daily by a lot of community people. People who are experiencing great loss and grieving with family yet still go to work to keep the community functioning.

I would also like to thank the Department of Housing and Community Development (Local Government) for the continued support and advice (when sought) they have provided to the Council. Their assistance has been of great help to the new Council as they have supported them in understanding their new roles in governing the Belyuen Community.

Cathy Winsley CEO November 2018



Belyuen Staff 2017-18

Council Administration

Cathy Winsley	CEO
Natasha Lewis	Centrelink Agent/Administrative Assistant

Imabulk Aged Care

Kelly Murphy	Manager Part Time
Tamara Cummins	Supervisor Full Time
Linda Yarrowin	Aged Care Worker Part Time
Regina Bigfoot	Aged Care Worker Part Time
Trudy Walla	Aged Care Worker Part Time
Melinda Seccin	Aged Care Worker Part Time
Rita Moreen	Aged Care Worker Casual

Belyuen Store

Kelly Murphy	Manager Part Time
Noleen Jenkins	Retail Assistant Part Time
Samuel Cowdy	Casual Retail Assistant
Simone Moreen	Casual retail Assistant

School Nutrition

Brendan Singh	SNP Coordinator/ Assistant Store Manager
Linda Yarrowin	SNP Assistant Part Time

Civil Works

Mark Perejuan	Manager Full Time
Peter Winsley	Assistant Manager Full Time
Kyle Perejuan	Mechanic Full Time
Anthony Richards	Parks and Gardens Part Time

Belyuen Council Culture Programme

Lisa Buchanan Culture Programme Coordinator

Through the Programme Community people are employed on a casual basis. Depending what activity is being undertaken will determine who will work that particular week.

Some of the people who have had casual employment:

Lorraine Lane, Patsy Jorrock, M. Singh (deceased), Rowena Mardi, Lorraine Williams, Bronwyn Bianamu, Angelina Owen, A. Moreen (deceased), Angela Bigfoot, Gwen Rankin, Sharon Lane, Andrea Mardi, Sheree Bianamu, Regina Bigfoot, Maria Lippo, Lenny BurBur, Anthony Moreen, Henry Moreen, Leanne Lippo, Melinda Seccin, Jocelyn Gordon, Louise Loman, Catherine Moreen, Rosie Bigfoot, Shirley Bigfoot, E. Mardi (deceased), Roque Lee, Leikiesha Woodie, Dale Singh, David Gordon.

Picture below is near the Belyuen waterhole. School children, Teachers and Culture Programme staff listening to one of the elders telling story.



Belyuen Coomalie Working Group 2017-2018 (Amalgamation)

Council passed a resolution at a full Council meeting on 15th November 2017 to form a Working Group with Coomalie to pursue amalgamation of the two council areas.

The meetings are held alternatively at Belyuen Council office and Coomalie Council office and the Presidents of each Council take it in turns to chair the meetings. The first Working Group meeting was 1st December 2017 with further meetings in January, February and June.

Working Group members have met with the Council staff of each Council and toured important work areas etc of each Council area to get a better understanding of how each other works.

On 30th April 2018 the Working Group met with the Minister for Housing and Community Development the Hon. Gerald McCarthy MLA.

The Working Group is currently drafting an amalgamation proposal to submit to the Hon. Gerald McCarthy.

First Working Group Meeting took place at Coomalie Council- From left Cr Sharon Beswick (Adelaide River Ward), Cr Sue Bulmer (Coomalie Rural ward), Cathy Winsley CEO Belyuen, Paul McInerney CEO Coomalie, Cr John Moreen (Mango) (Belyuen), Deputy President Cr Rex Edmunds (Ova) (Belyuen), Cr Cecilia Lewis (Belyuen), Cr Deb Moyle (Batchelor Town Ward), kneeling Deputy President Cr Max Corliss.

Absent Cr Zoe Singh President Belyuen and Cr Andrew Turner President Coomalie



About Belyuen

The Belyuen community is located on the eastern side of Cox Peninsula, approximately 128km by road from Darwin via the Stuart Highway and Cox Peninsula Road. Alternatively a Ferry trip from Darwin (Cullen Bay) to Mandorah Wharf takes approximately 15 minutes with a further 15 minutes road travel to Belyuen.

Belyuen community is represented by seven clan groups: Emmi, Wadjiginy, Kiuk, MalakMalak, Mendtha, Marriamu and Maranunggu. The Traditional Owners for Kenbi (the land surrounding Belyuen) on the Peninsula are Larrakia with both the sisters and their families living at Belyuen.

During 2017-18 the population varied between 150-170 people. Belyuen has always had a transient population as families move between Belyuen and Bagot, One Mile Dam, Minmirama, 15 Mile, and Palmerston. A lot of the movement is around young adults going into relationships with partners from Darwin or if there has been some family unrest people will go and stay with family for a while to give that space for the conflict to settle down. People who do move into Darwin will always be considered Belyuen people because of where they have grown up. There has been a movement of people in their later years to want to come back to Belyuen to live as they struggle with the urban lifestyle and miss their family at Belyuen.

One of the challenges for Belyuen and the Council is to identify housing for these families so they can come back to Belyuen. Many of them are living with family at the town camps or Palmerston as they do not have their own accommodation.

Belyuen Community Government Council strives to:

- Improve the lifestyle and quality of life of the residents of Belyuen and;
- Involve the community in decisions that affect their lives.



One of the Elders teaching children to make a shelter

Belyuen Long-term Strategies

Strategy 1 *

With support from the Federal and Northern Territory Governments, continue to upgrade community infrastructure to remove health risks and danger.


During 2017-2018 Council completed the project of updating community street lighting with solar street lighting. Feedback from the community indicates that people feel much safer in the evening and at night when using community roads. Some streets which were not previously lit by street lamps now have solar street lighting.

Through Roads to Recovery Council has widened the main intersection and installed traffic speed bumps; feedback from community members indicates this initiative has increased the safety of people walking, wheelchair and mobility frame users as they move around the community.

IT Infrastructure continues to be a problem in the community with no NBN available to households. NT Libraries and Department of Human Services have provided free public Wi-Fi around the council office space.

Council was successful in securing a Strategic Infrastructure Fund to make needed updates to the shop including new fridge freezer units, solar panels, and updates to the electricity wiring.

The usual repairs and maintenance on buildings was done as required and within Council's budget.



The new fridge and freezer units in the Belyuen Store


*Strategies are not in any order of priority

Strategy 2

Belyuen people will have a say in the future of local government and how that will continue to deliver services and support the residents

Belyuen was brought out of administration in time to participate in the August 2017 general elections. Under the newly appointed council, a working group was formed to pursue a long standing community request to amalgamate into a larger council area that may eventually include, Belyuen and Coomalie and unincorporated land. Belyuen elected Members hold full council meetings every second month and a council finance meeting in the off month. Special meetings are called as required when particular matters arise.

Council continues to employ community members across all programmes whenever possible and the staff play an important role in providing feedback from community members to Council management and vice versa. Being a small community this feedback happens within a short time frame and depending on the issue can be addressed equally as quickly.



Strategy 3

Council will help support and create local jobs

Council continues to support local employment in all workplaces. 2017-2018 Council had a total of fifty eight people on the pay roll during that period. Forty three or 74.14% of the workforce were local Indigenous people.

The two main areas for employment of local people are Aged Care and the Culture Programme. Aged Care is part time work and involves caring for aged, frail and disable community members in a very structured programme ie identified services that have to be provided each day depending the clients Care Plan.

The Culture Programme involves working with a team of community adults under a Coordinator to deliver a range of practical hands on learning style cultural activities that adults have selected to teach the students.

Both areas of work directly involve being with community members whether they are aged or school children.

There are more local women in the workforce than men (only 23.25% of the local workforce are men) and this would be reflective of Council's work areas. For example if Council had a housing maintenance or slashing contract then it is highly likely that the male to female ratio would be about 50%.

An observation of women in the workforce is that they are only wanting to work part time because of family commitments. This means that one job could be undertaken by two to three people over a month. Council is more than happy to work with staff hour times that better suit them. With the aged care work being very routine based and with staff all being family with the clients it does not disrupt the clients or the services. The important thing is that people are given an opportunity to work, to learn skills, to receive a payslip, to have wages deposited into their bank account. All these things help give people a sense of their worth, builds confidence, strengthens families and the community.

Part time work is playing a greater role in the Australian work force as the number of full time jobs has decreased, change in the nature of the workforce with a lot of people working split shifts, rosters, night work, FIFO as opposed to the 70's-80's of zero unemployment and largely Monday to Friday 9am to 5pm.

The Store is another area of local employment, however Council does from time to time have problems when local staff do not come to work if there has been conflict in the community. This is because the staff in the Store are very face to face when serving people. After community conflict people often want to have space from the people they have been in conflict with. Working in the Store it is very difficult to do that. Council has had to employ people outside of Belyuen on a casual basis due to reasons just described because the Store needs to be open and have staff to serve, cook food, serve fuel etc.

There have been issues with the Host Place Agreements and Council has not been able to access these as they have requested. Council has always maintained (going back to the CDEP days) that by having people on programmes in the workplace it is a good opportunity to assess that person for salaried work. If a person is a good worker, attends regularly and


shows an interest in what they are doing then they are more likely to be offered first off some casual work when someone is on holidays or off sick or had to go away for family business. If the casual work goes well then they are next in line for a salaried position as soon as one becomes available. Unfortunately we have not been able to get Ironbark Employment on board with the way we operate and they ceased all Host Place Agreements at the end of June 2017 on their grounds that 'no one got a job'. This simply was not true and the fact that we had 74% of local people on the pay roll highlights that Council were giving people jobs. Ironbark did not place one person in employment at Belyuen. It is unclear where Prime Minister and Cabinet sit with any of this as Council does not know what the grant agreements for outside Service Providers are.

Council would like to be able to give employment to everyone in the community that wants to work. In the period of CDEP Council often made request to the Federal Government to be allowed to run the CDEP Programme so they could better transition people from CDEP to Council paid work. The Federal Government at the time would not support Council's request as they had a policy of being regional focussed. There are not many programmes that this concept is of benefit to Indigenous communities. It is generally of benefit to the organisation that has the contract that is based outside the community. In the top end this is generally Darwin.

With the scrapping of CDEP and the change to Work for Dole with very severe penalties (such as eight week suspension of Newstart money which = eight weeks of no money to buy food or pay rent) it has become harder for Council to help people transition from Newstart to paid work as many people have 'mentally' dropped out from any 'work' activity and end up disengaged from the community and often their family as they move in and out of Darwin dependent on family buying them a ferry ticket or a meal.

Again, not knowing what the Grant Agreement is to provide employment services Council does not know if the Service Provider should be following up these people or if there is a big hole outside of work for the dole activity, centrelink requirements and employment participation requirements. A hole that is creating more poverty, child neglect, domestic violence, mental illness, anti-social behaviour and criminal activity in society.

Council will continue to help community people wherever possible to help give them employment opportunities.



Community members working in Aged Care and the Store

Strategy 4

Local activities that encourage residents of all ages and genders to be involved in strengthening their culture.

Council continues to play a very supportive role to the community in times of sorry business and funerals and ceremonies. Council acknowledges the importance of maintaining culture. In lots of ways local culture is still the fibre of the community and this can be seen very strongly when it comes to people passing away and the precedence in takes within families.

Belyuen Council has been very fortunate to have a Cultural Programme funded by the Federal Government (Prime Minister and Cabinet) for the past four years. The Programme is managed by the Council and it is delivered at the Belyuen School with community adults as the teachers. The Programme runs twice a week during school terms and is now producing resources in written language, hands on interactive, video clips and animation. In 2018 -2019 the adults and students are focusing on turning short lessons such as 'how to make a fish wire' into video clips to put onto apps such as You Tube. The aim is to digitise the resource material being made in the Programme so that future generations of children can access the 'How To....' on You Tube or other digital forms. This is consciously being done because these future generations of school children are going to be using digitised material for their learning. The important thing is the passing on of culture coupled with using means that young people will be familiar and comfortable with. Apart from the content and community participation the reason for the huge success of the programme lies in its consistency and the fact that Prime Minister and Cabinet have continued to support this project. This has meant that through its natural progression it is producing culturally appropriate programmes and resources not just for the school children but for future children as well as the adults in the community. Having worked in communities for forty years and witnessed many programmes both Territory and Federal come and go this Programme is clearly the best programme that I have been involved and Belyuen are very grateful for the ongoing Federal Government support.



Some of the boys from school getting ready to go looking for crabs with the fish wires they have learnt to make in the programme

Strategy 5

Local activities that encourage residents of all ages and genders to be involved in recreational and sporting activities that build a healthy lifestyle and create a community that residents enjoy

Belyuen Council were fortunate to have support from the Department of Health Harm Minimisation Unit Alcohol and Other Drugs to fund a Return to Country Camp in the middle of the year for any families who wanted to participate. The Camp was held at Kedjelwik (near Point Blaze) and over 30 people participated in an 11day event. Kedjelwik is traditional Kiuk country. The camp was focussed on families being together, supporting each other, fishing, hunting without alcohol being involved. Every day people were fishing and hunting and the camp had an abundant supply of fish, stingray, crab, cockle, wallaby. There was always a fire going and food cooking along with a big billy of tea. There were a couple of occasions where alcohol was brought into the camp from family members who were staying at an outstation approximately 40kms further towards Channel Point. This was considered wrong by the majority of the participants but it was hard for them to deal with it because of the family connections. There were many people who do drink but did not get caught up with the behaviour of a few. Since the camp, families that played an active role in organising it have already started planning how to address that for the 2019 camp. One suggestion that will be actioned is moving the camp further back towards Cape Scott which is traditional land but much harder to access.

Council are very grateful to John AhMat Principal Alcohol Action Officer, Harm Minimisation Dept. of Health; Bill Ivory Director Alcohol and Other Drugs Territory Health and Kristien Otteweil Director Harm Minimisation Dept of Health for supporting Belyuen to enable this event to take place.

Some of the kids at the Return to Country Camp in June –July enjoying themselves at the beach at Kedjelwik



Belyuen Community unfortunately did not have sport and recreation funding in 2017-2018. This was out of Council's control however Council did spend the year working with Remote Sports staff to sort out the issues and were successful in regaining the funding for 2018-2019. Council is grateful to Sport and Active Recreation Staff from the Department of Tourism and Culture for working through the issues to get a good outcome for Belyuen.

Council has submitted a funding application seeking approximately \$95k to rebuild the sports oval so that sporting events such as football, softball and soccer can commence again. Basketball is a very popular sport for both males and females and this can be played in the community hall.



Gates to the oval in sad condition waiting for funds to repair them and the oval grounds behind them.

Council has been fortunate to obtain small grants for a number of community events such as NAIDOC and Territory Day. Skinnyfish received funding through the Department of Health Alcohol Harm Minimisation to run a music project for the youth in the community. The Project did have some issues however there were a couple of night time events where everyone came together for a big meal followed by a live band (members from B2M) also mixed in with some Belyuen youth who had written some of their own music. There was another night of community meal and live band for Territory Day from funding Council had received from the NT Government. Wild Water band played and later Belyuen youth joined in and played a song they had written for Belyuen.

A NAIDOC event was held with lots of fun activities such as spear throwing competition, caste net throwing competition, guessing the length of a snake and a turtle that had been drawn on the concrete slab at the Hall. A community meal was also a part of this event.

The community meals and events are a really positive way of bringing everyone together especially amongst sad times of family passing and at times of some community conflict. Council has been fortunate that the Department of Health through Harm Minimisation Funds have provided funding to enable an event to happen every couple of months.

Belyuen women chose this old photo of their elders at Mutpil where they often went fishing and hunting to be the face of NAIDOC at Belyuen in 2018. The Photo is also going to be used for International Women's Day in 2019.



Strategy 6

Working with funding agencies to create commercial opportunities that give the residents jobs and bring money back into the community to support all other activities that the community would like

The Belyuen Store

The Belyuen Store has struggled for a number of years to break even financially. Store items are kept to a basic, prices are kept as affordable as possible and the store does aged care meals, school lunches, catering for meetings in the community or social events but still struggles financially. There are some areas that can be identified immediately that have considerable impact on the store sales and these are the number of people in the community and their means of income. Centrelink payments are the primary source of regular income. With the current Federal Government Policy in Indigenous Communities of suspending Newstart recipients for non attendance at participation interviews or missing their work for the dole activity for so many times then there is even less money in the community and even less money going through the store. The outcome being more adults and children going hungry more often. And the Store never breaking even.

The Workshop

Council continues to seek grants to provide needed infrastructure in the community. Infrastructure such as such as installing solar lights in the community are all projects that provide income to Civil Works staff. The workshop continues to do servicing and repairs on vehicles/4wds, small engines, trucks, quad bikes, motor bikes, trailers for people in the community and surrounding areas eg Wagait, Dundee, Berry Springs. MVR checks are also carried out.

Aged Care

In October 2017 Belyuen Council took over as the Aged Care Providers in the community. In the past ARRCs and Calvary had brokered the work to Council. This has had a huge impact on the delivery of the programme, the reporting and the financial accountability. Aged Care is an area that Council expects to grow rapidly as more clients from outside the community are coming on board, the population is aging and with expected amalgamation with Coomalie it opens up the possibility for many more clients.



Solar street light installed by Belyuen Council Civil Works staff

Strategy 7

Clean and beautify the community to ensure the country is cared for and the community looks good, creating proud residents.

Council organises community clean ups before and after the wet season and one in the middle of the year.

During 17/18 Council has been very fortunate to have the Ironbark Supervisor who works with the men, working closely with Council to help keep the community free of rubbish. Ironbark also offers a gardening/removing rubbish service from people's yards.

Visitors to the community often comment on how clean the community is.

Council's weekly rubbish collection service is outsourced and rubbish taken to Shoal Bay. Council still maintains the dump as best as possible given that it is not fenced and there is a large amount of 'non Belyuen' waste dumped there. Because there is no 'management' of the dump people from outside the community just dump rubbish anywhere. Council has no option but to scrape it all up and push it into the hole with all the other old rubbish. The dump needs to be closed off however because of where it is located (in the bush) Council believes that people will just keep dumping their rubbish around in the bush. There needs to be a transfer station built on the Peninsula to help manage the waste problem. The problem is too big for Belyuen to manage unless the NT Government were to work with the Council and the Traditional Owners to prepare a Waste Management Plan for the Peninsula.

Workshop staff with support from the Ironbark Supervisor assist community people with the removal of old vehicles from their yards. Old vehicles lying around can become missiles in the cyclone season, they become a 'home' for snakes, 'items' for people to smash up or set fire to when they are bored and they give the community a very 'unkept' appearance.

The Yilli Housing Officer is also very proactive in encouraging people to keep their yards tidy and to remove rubbish.

Good second hand wheelie bins can be purchased from the Belyuen Store at half the price of a new bin. The bins can be purchased through income management and basics card.

Council is now providing access to affordable spare parts for the bins as in a lot of cases it might be the wheels or lid that have broken and the tub still in good condition.

Recycling has proven to be a popular activity with many residents collecting bottles and cans for the cash for container initiative. There are many households with old wool bales hooked onto their fences for easy collection of cans and bottles. The recycling activities of residents has seen even more rubbish removed from public spaces.

The Belyuen Store is also moving away from plastic straws, plastic food containers and plastic cutlery as current stocks are used up. These items should not be burnt and nor should they end up lying around the community as they do not decompose.

Second hand Wheelie Bins for sale at the Store


Can use Basic Card to buy them

\$45 each

Does your wheelie bin need a new lid or pegs or some wheels?

The Store can get these parts in to save you having to buy a whole new bin.

See Hayley at the Store and tell her what you need or let us know at the Council Office.



The Store helps to make it easier for people to replace their bin or get spare parts by purchasing good second hand bins and selling them cheaply. Council believes that it is important to have such items affordable so that people will be encouraged to keep their houses and yards clean.

Strategy 8

Young children, teenagers, women, men and elders are safe, healthy and cared for.

Council strives to help maintain a safe and healthy community for everyone. Council within their financial and personnel capacity works closely with the school and clinic staff to address needs.

Council provides a school nutrition program for Belyuen students and this gives them a healthy lunch. For some students this is the main food they eat daily and come school holidays these students often go hungry. This program is scheduled for review by Prime Minister and Cabinet in December 2018. It is unclear whether the Programme will continue or whether it will be changed. This Programme came directly out of the Federal Government's Intervention in 2008.

Council supports the Belyuen School students and teachers whenever possible and also involves them in community activities as much as possible. Recently the school has set up a Pathways Programme for youth that are disengaged from school. Council supports this programme and encourages youth to participate so that the programme will be funded for 2019. Without this programme the youth have nothing to do as they are underage to participate in the Ironbark Employment Programme.

Aged and Disabled members of the community continue to be cared for through the Imabulk (Aged Care) Programme. There are currently 10 Belyuen people receiving either Home Support or Community Care and a further 4 who live at Wagait approximately 20kms away.

Other services that consistently come into the community and provide information to help keep people safe include Top End Women's Legal Service, and the Ombudsman. These services are building up relationships with community members because of their consistent visits and the way they engage with the community.

CEO at a meeting with the Pathway students, Teachers and Elders about Pathways Activities.



A Recycling Initiative

Meet Chardonay



Meet Six Pack



Six Pack and Chardonay are two barramundi's (maddi) made up of plastic rubbish collected from the foreshore at Mandorah Jetty. With the help of artist Janie Andrews they were created by the Women at the Knucky Women's Centre and students from Belyuen Primary School to highlight the amount of plastic waste left on the foreshore, educate the effects plastic waste has on sea life, and to recycle. Six Pack and Chardonay took out the award for best 3D work at the annual Wagait Artist Group Art Exhibition.

Belyuen Community Government Council Annual Report 2017-2018

Core Services	2017-18 Activity	Performance Objective	Assessment
Maintenance and upgrade of parks, reserves and open spaces Parks, reserves and other open spaces on council lands, including ovals, are developed and maintained for the use and benefit of recreational activities of the community. Excludes road reserves and the maintenance and upgrade of buildings, facilities and fixed assets	Ongoing mowing and removal of foliage, weeds and debris from community spaces	<ul style="list-style-type: none"> • The Belyuen community is consistently visually tidy and long grass and weeds are kept to a minimum at all times 	<ul style="list-style-type: none"> • Under Civil Works mowing and slashing was done on a regular basis with an increase in activity during wet season and early dry season to ensure a fire safe community. • Ironbark participants worked with Council to keep the communal areas slashed and safe. • There were no WHS issues.
	Community oval	<ul style="list-style-type: none"> • Council continue to seek funding opportunities to maintain oval 	<ul style="list-style-type: none"> • Council has not been able to secure funding to top soil and level the oval. Council will continue to pursue funding for this important aspect of our Sport and Recreation Program. • Council has not been successful in getting funds to erect some solar lighting at one end of the oval. Council will continue seeking funds. • Current use by Care Flight landing of large helicopter on the oval creates a lot of problems with removal of topsoil from the force of the helicopter blades. • There were no WHS issues.

Belyuen Community Government Council Annual Report 2017-2018

Core Services	2017-18 Activity	Performance Objective	Assessment
	Tree Removal for safety of the community	<ul style="list-style-type: none"> • Council continues to have unsafe trees removed from Council areas in the community 	<ul style="list-style-type: none"> • Council removed damaged and fallen trees following Tropical Cyclone Marcus in March 2018. This was done with assistance from the Ironbark men.
Maintenance and upgrade of buildings, facilities and fixed assets Council controlled buildings (eg public toilets, council offices & depots, recreation and sport buildings) are managed and maintained in a usable and reasonable condition fit for use	Council Office and Training Centre are maintained to provide a clean and safe working environment	<ul style="list-style-type: none"> • A clean and safe work environment is maintained and matters raised are addressed • Training Centre charged out non Council service providers to support building maintenance costs. 	<ul style="list-style-type: none"> • A clean and safe working environment was maintained and repair and maintenance issues immediately addressed. • Council Office cleaned daily and major clean ups undertaken as needed for visitors for meetings. • Large room in the Council office is being used by Ironbark Participation Team who visit the community twice a week. The Participation Team maintain the room and contribute to amenities in the general office. • Training Centre was charged out to service providers as needed. • Training Centre was kept clean. • Fire equipment to both buildings was checked and maintained quarterly. • There were no WHS issues.

Belyuen Community Government Council Annual Report 2017-2018

Core Services	2017-18 Activity	Performance Objective	Assessment
	Community Store	<ul style="list-style-type: none"> • Store meets all public health and legislative requirements • There are no WHS issues 	<ul style="list-style-type: none"> • No WHS issues this year. • Store Manager continues to ensure that there is no out of date stock on the shelves or in the back storage area. • The store is kept clean with no environmental health issues in the main part of the store, nor the kitchen/food preparation area; or the storage area at the back. • Pest control was undertaken annually. • Staff continue to organise the work areas to make them functional. • Fire equipment is checked and maintained quarterly.
	Recreation hall	<ul style="list-style-type: none"> • The Hall is maintained in a safe manner. • The Hall is managed by Council so that it is available for Service Providers and Council use. 	<ul style="list-style-type: none"> • There have been no damages to the building itself. • Council charges Service Providers for use of the Hall so that costs such as power, water, cleaning toilets etc can be recovered as Council does not get funding to operate the Hall. • Council has a Hall Use Policy • Fire equipment is checked and maintained quarterly. • No WHS issues.

Belyuen Community Government Council Annual Report 2017-2018

Core Services	2017-18 Activity	Performance Objective	Assessment
	Maintain safe and operable Aged Care Centre and Women’s Centre.	<ul style="list-style-type: none"> • All centres are clean and safe for staff and clients • No WHS incidents or consumer complaints are reported 	<ul style="list-style-type: none"> • There were no WHS issues or consumer complaints at either Centre • Aged Care Centre maintained to a high level of cleanliness. Workspaces and client rooms cleaned daily. • Compliance regulations met for Aged Care centre in regard to electrical tagging, pest control, fire equipment and the fire alarm system. • Council will continue to seek funds to upgrade the Centre – paint inside and outside, replace flyscreens and retile the ablutions. • All rooms continue to be occupied and maintained. • The Women’s Centre is currently used by Ironbark to carry out Women’s participation activities. Ironbark and Council have an agreement over the use of the Centre. • There were no WHS issues. • The participants took responsibility for the cleaning of the Centre and the maintenance of the outside area. A garden area has been established with large raised garden beds made by the male Ironbark participants.

Belyuen Community Government Council Annual Report 2017-2018

Core Services	2017-18 Activity	Performance Objective	Assessment
	Maintain a safe and operable workshop	<ul style="list-style-type: none"> • Nil WHS incidents are reported • Safe work environment maintained and staff are satisfied with facilities 	<ul style="list-style-type: none"> • There were no WHS reports • Workshop was kept organised and cleaned regularly. • Workshop Office shortage of space still needs to be addressed and a filing system put into place.
<p>Maintenance of the community cemetery</p> <p>Cemeteries are managed and maintained in a clean and orderly condition and in a manner appropriate to provide a caring setting for the remembrance of the deceased. All burials other than those in Aboriginal land under the Aboriginal Land Rights (Northern Territory) Act 1976 must abide by the Cemeteries Act.</p>	Maintain cemetery and surrounding area	<ul style="list-style-type: none"> • The community is satisfied with maintaining culture and environment at the cemetery 	<ul style="list-style-type: none"> • The community is very engaged in care for the cemetery which is kept clean and well maintained. • Council and Ironbark participants worked together to maintain the cemetery. • Ironbark participants have built a shade structure with seating and Council has funding from the Dept of Health Alcohol Harm Minimisation Programme to construct a second shelter along with installing a water tank and having the cemetery surveyed by a Surveying company. • Ironbark female participants continue to make headstones for graves. • There were no WHS issues.
<p>Lighting for public safety, including street lighting</p> <p>Assist Power and Water Corporation to provide adequate and functioning street lighting for public safety</p>	Ongoing operation of local lighting	<ul style="list-style-type: none"> • All street lighting is operable 	<ul style="list-style-type: none"> • All street lights have now been replaced with Solar Lights and areas that previously had no street lighting have now got lights. This Project was funded

Belyuen Community Government Council Annual Report 2017-2018

Core Services	2017-18 Activity	Performance Objective	Assessment
			<p>through Local Government and Council's Civil Works team did all the work.</p> <p>Community people are very happy with the streets now lit up and helping to make the community feel safer.</p> <ul style="list-style-type: none"> • There were no WHS issues.
Local road upgrading and construction Upgrading the standard of existing roads and construction of road infrastructure. This does not include maintenance of roads	Entrance to community fully upgraded	<ul style="list-style-type: none"> • Complete entrance upgrade 	<ul style="list-style-type: none"> • The road that runs through the middle of the community has been widened at the intersection and speed humps placed on the north south road. This has made the intersection much safer and slowed traffic down. Council has also widened the road going north past the hall.
Local roads maintenance Maintenance includes potholing, shouldering, grading, resealing, line marking and rehabilitation	Potholes and local road damage repaired as required	<ul style="list-style-type: none"> • Repairs completed in a timely manner 	<ul style="list-style-type: none"> • Internal roads are maintained within Council's financial capacity. • Potholes are filled in. There are no potholes in the main roads in the community.
Traffic management To regulate, warn and guide road users including street signs and traffic signs	Traffic management issues identified and addressed	<ul style="list-style-type: none"> • Traffic issues addressed in a timely manner 	<ul style="list-style-type: none"> • Short cutting is still a major problem in the community. Steel bollards are needed to be placed along the roads where the short cutting takes place as talking with community about it has not stopped the problem. Young people driving around many with no licence

Belyuen Community Government Council Annual Report 2017-2018

Core Services	2017-18 Activity	Performance Objective	Assessment
			<p>are the main culprits of the short cutting.</p> <ul style="list-style-type: none"> • New accommodation being built in the community has highlighted the need for better community planning by the Government. Having houses built with no defined roads or putting houses on corners where there is no street kerbing makes it hard for Council to manage traffic. there has been no consultation with Council yet Council are left to try and managed the traffic. • During the dry season there is a continual dust problem coming from trucks and vehicles driving on open areas. This dust goes right through the community into people's houses and work places. • Council will continue with further traffic management programmes through the next round of Roads to Recovery funds. • There were no WHS issues.
Waste management Plan for a deliver waste management services to reduce the risk of harm to the community, are environmentally sustainable and include waste	Regular collection of household waste, maintenance of landfill and quarterly community clean up days	<ul style="list-style-type: none"> • Two per fortnight bin pick ups • Minimise windborne litter • Good participation in community clean up. 	<ul style="list-style-type: none"> • VTG Waste pick up weekly in the community. Bins are now collected late morning giving time for people to put the bins out and not having the problem of dogs knocking

Belyuen Community Government Council Annual Report 2017-2018

Core Services	2017-18 Activity	Performance Objective	Assessment
<p>management strategies for was reduction, reuse and recycling</p>		<ul style="list-style-type: none"> • Seek funds to fence the dump area to help control dumping of rubbish. 	<p>them over when they were having to be put out the night before for a 6am pick up.</p> <ul style="list-style-type: none"> • Civil Works staff continue to maintain the dump area despite the fact that the dump is out of control by non Belyuen people. The problem exacerbated after the closing of the Mandorah dump. • There needs to be a Waste Management Plan prepared for the Cox Peninsula. It is noticeable that more and more people are just dumping rubbish in the bushland which is totally unacceptable. • Ironbark participants have assisted Council with clean ups and also provide a rubbish removal service at a small fee to Belyuen residents. This service greatly helps to reduce the amount of rubbish in the community especially rubbish that will not fit into a wheelie bin. • Council had a successful annual Cyclone Season Clean Up. • Council offers a fee for service to remove broken down motor vehicles from inside and outside people's yards. • There were no WHS issues.

Belyuen Community Government Council Annual Report 2017-2018

Core Services	2017-18 Activity	Performance Objective	Assessment
Weed control and fire hazard reduction in and around community areas Control of vegetation and weeds around community areas managed by agreement with community, and around Council controlled roads and facilities	Regular slashing and weed spraying around Council perimeter Weed control around all Council fences	<ul style="list-style-type: none"> • There are no serious community space fire outbreaks • Vegetation and weeds under control around all Council assets and boundary 	<ul style="list-style-type: none"> • Civil Works staff perform regular mowing and slashing as required with increased frequency during wet season and start of dry to minimise fire risk. • Ironbark participants assist with the slashing of communal areas. • Civil Work’s staff undertook weed spraying as needed. • Council obtained the services form the Cox Peninsula Bush Fire to do burn offs in areas within the community that could be very dangerous if a match was chucked amongst the grass. Council was very appreciative of the work that they did. • There were no major fire outbreaks this year. • There were no WHS issues.
Dog control Implement programs for dog control to protect the health, safety, amenity and environment. Provision of service that promotes responsible animal care	Vet clinic engaged quarterly to look after health of community dogs	<ul style="list-style-type: none"> • Ark Vet visit quarterly • Pets are healthy • There is a decrease in the number of pets in the community 	<ul style="list-style-type: none"> • Ark Vets continue to visit the community resulting in an increase in the number of dogs desexed. In turn, this has resulted in a notable decrease of puppies in the community. • The Vets are also giving Parvo immunisations to new pups and this has helped reduce the number of pups dying from parvo.

Belyuen Community Government Council Annual Report 2017-2018

Core Services	2017-18 Activity	Performance Objective	Assessment
			<ul style="list-style-type: none"> • ARK Vets continue to play an important role in helping to maintain healthy dogs as they give advice to dog owners on their visits. • There is a noticeable decrease in the number of dogs in the community and very rarely will a malnourished dog be seen. • This programme is coming up to 20 years old and it is now obvious that the old problems of too many dogs, ticks hanging off them, malnourished with some being leather back and vicious dogs due to fighting over food that all these things the community has now moved on from. • The Vets will also remove dogs from the community if people do not want them any more or if they have become vicious. • There were no WHS issues.
Civic community events To provide support for the development of community events and increase community participation in events and activities	A calendar of community events is coordinated by Council with the support of stakeholders	<ul style="list-style-type: none"> • Council supports regular local activities for all age groups 	<ul style="list-style-type: none"> • A number of community events were held during the year. NAIDOC, IWD, Territory Day were all celebrated with community meal, live bands and competitions. • Council worked with the school to give the kids a Christmas Party and Council took the Pensioners out for Christmas

Belyuen Community Government Council Annual Report 2017-2018

Core Services	2017-18 Activity	Performance Objective	Assessment
			Lunch. Christmas parties are always fun community events. <ul style="list-style-type: none"> • There were no WHS issues.
Local Emergency Services Assist the lead agency in the management of the delivery of emergency services and advocate for the provision of appropriate services to remote communities	Emergency plan in place and available on website Plan is updated at the beginning of each wet season	<ul style="list-style-type: none"> • Emergency plan updated and available on website • Emergency plan followed during emergency • Committee formed in case of emergency to implement cyclone procedures 	<ul style="list-style-type: none"> • Council has an Emergency Management Plan which was activated in March with Cyclone Marcus. Fortunately there was no structural damage to buildings including houses but a large number of mahogany trees were blown down and crushed a lot of fences around houses. Territory Housing dealt with this in a fairly timely manner.
Library and Cultural heritage services Support the provision of library and information services which promote and support the recreational and lifelong learning needs of the community and increase community participation in cultural heritage services	Council provides internet access points in community Library training on the internet provided to community members	<ul style="list-style-type: none"> • Community internet access points functional 95% of the year • Training programs provided 	<ul style="list-style-type: none"> • Internet access available to the community at the Women’s Centre and Council Office. • Wi-fi access is now available in some areas immediately surrounding the Council office. • Centrelink and NT Libraries have made available free WiFi around the Council Office.
Administration of local By-laws Development, monitoring and enforcement of by-laws for a safe and healthy community	Not applicable to Belyuen	<ul style="list-style-type: none"> • Council does not have any By Laws. 	<ul style="list-style-type: none"> • Council will support a regional approach to by-law development.

Belyuen Community Government Council Annual Report 2017-2018

Core Services	2017-18 Activity	Performance Objective	Assessment
Public and corporate relations Provision of communication and information between Council and communities	Council will continue to hold community workshops and community meetings to engage the community in decision making	<ul style="list-style-type: none"> • Workshops and meetings will be recorded and outcomes of decisions made will be placed on Council notice board and distributed around community service providers and workplaces • Council continues to support community awareness opportunities on issues which assist the community in taking control of life choices 	<ul style="list-style-type: none"> • Council continues information sharing through a variety of ways – workplaces, community venues, flyers distributed to all households, plus notice boards at the Council Office, Store, Clinic, Ironbark Office and the local School. • Council publicises events and workshops via flyers and good attendance at activities demonstrates the success of the promotion strategy.
Customer relationship management including complaints and responses	Council staff are present within the community at all times to resolve complaints	<ul style="list-style-type: none"> • Complaints are dealt with through regular engagement with service providers and community 	<ul style="list-style-type: none"> • Council has community people in each workplace so any complaints are usually raised within the workplace and either dealt with there or taken to the CEO • Complaints are acted upon as ‘an emergency’ so that they do not get out of control and become bigger. • Many complaints are a result of misunderstanding rather than something wrong.
Training and employment of local people in Council operations Support the employment of local people in Council operations with provision for ongoing skill development and training	Council will provide staff with access to training to develop their skills in the workplace	<ul style="list-style-type: none"> • All staff have access to training in their workplace • Council provides real jobs for community people 	<ul style="list-style-type: none"> • Training and employment of local people is a high priority for Council • All local staff have access to training • Staff participate in training on full wages.

Belyuen Community Government Council Annual Report 2017-2018

Core Services	2017-18 Activity	Performance Objective	Assessment
<p>Governance including administration of Council meetings, elected member support</p> <p>Activities regarding election of Council representatives, electoral boundaries, the administration of Council, the terms and conditions of Councillors and elected member support</p>	<p>Council operate a sound and legal administration in accordance with the Local Government Act and other legislation</p>	<ul style="list-style-type: none"> • Nil breaches of legislation • Council meetings held in accordance with the Act 	<ul style="list-style-type: none"> • There are full Council meetings every second month with the off month a Finance Meeting. • All minutes and agendas on Council website
<p>Advocacy and representation on local and regional issues</p> <p>Development of proactive partnerships with government agencies, non-government sector, the private sector and the development of partnerships with key stakeholders</p>	<p>Council continues to participate in TOPROC and explore shared service options with Darwin and Wagait Councils</p> <p>Council liaises regularly with Land Councils, NGO's and the private sector</p> <p>Council has support partnership with Rotary.</p>	<ul style="list-style-type: none"> • 	<ul style="list-style-type: none"> • Council has formally established a Working Group with Coomalie Council. The Group is working on a proposal to present to the Hon. Gerald McCarthy re amalgamation of the two councils. • Council has not attended TOPROC meetings due to staff shortages.
<p>Administration of local Boards, Advisory Boards and Management Committees</p> <p>Provision of secretariat or other support to local boards and management committees and effective governance at region ward and community levels</p>	<p>Not applicable</p>	<ul style="list-style-type: none"> • Not applicable 	<ul style="list-style-type: none"> • Not applicable

Agency Services

Agency Services	2017-2018 Activity	Performance Objective	Assessment
Aged Care	Council manages an Aged Care Programme in line with funding agreements for Belyuen clients and clients living at Wagait	<ul style="list-style-type: none"> The service is provided under an agreement with the Department of Health and Ageing and with clients through My Aged Care. 	<ul style="list-style-type: none"> Council has 21 clients that all have their own care plans. Services are provided as identified in the Care Plan. Council works with My Aged Care to meet all the reporting requirements this includes reporting requirements to each client. There were no WHS issues.
Sport and Recreation	No Programmes were delivered by Belyuen Council	NA	NA
Power and Water services	Council to oversee bores and chlorination, maintain water storage compound, maintain sewerage ponds and maintain sewer pump station	<ul style="list-style-type: none"> Power and Water contractual requirements are met 	<ul style="list-style-type: none"> All contractual agreements have been met and there have been no WHS issues. Council continues to do work outside the contract and this is good additional income.
Airstrip	Maintain airstrip under contract and oversee landings and takeoffs	<ul style="list-style-type: none"> Contractual requirements are met and private companies using the airstrip are paying landing fees 	<ul style="list-style-type: none"> Council has two qualified Airstrip Reporting Officers and conducts ongoing activities in line with airstrip maintenance contract

Belyuen Community Government Council Annual Report 2017-2018

Agency Services	2017-2018 Activity	Performance Objective	Assessment
		<ul style="list-style-type: none"> • Council to pursue increase in funding to cover real costs of maintaining airstrip 	<ul style="list-style-type: none"> including slashing and weeding, checking lights. • Council continues to undertake annual airstrip inspections and monitoring to CASA standards • Identifying light planes/flying school use of the airstrip is still a big issue and Council is losing money on not being able to charge landing fees. Council will continue to investigate how this can be managed. • There were no WHS issues.
Centrelink	Provide Centrelink Agency Support	<ul style="list-style-type: none"> • Contractual arrangements are met 	<ul style="list-style-type: none"> • Centrelink services are as per contract and reporting arrangements. • Council employs a community person to be the Centrelink Agent • This person works with the CEO who as an agent assists when needed. • More community people have registered for online reporting and this is generally quicker than over the phone. • Centrelink also installed four phones which means that people do not have to wait so long to talk to a call centre • With changes to Employment requirements with Centrelink there has been an increase in Agency work and the detail of the work required.

Belyuen Community Government Council Annual Report 2017-2018

Agency Services	2017-2018 Activity	Performance Objective	Assessment
			<ul style="list-style-type: none"> • People can access Centrelink phones or computer for as long as the office is open which many days can be until 6 or 7pm. This gives people a lot of opportunity to keep their Centrelink requirements up to date. • There were no WHS issues.
Women's Centre	Manage the Women's Centre and support local women's activities	<ul style="list-style-type: none"> • Program delivered in line with contractual arrangements 	<ul style="list-style-type: none"> • Council's arrangements with Ironbark for use of the Centre as part of the women's participation requirements has continued and there has not been any issues between all parties. This gives the women a base to work from. • The Centre is the key focal point for Belyuen women and plays a major role in cultural activities. • The Centre plays a very important role at funeral times designing and making coffin covers, wreaths, organising red skirts and t-shirts for the women and girls. • Women's Health workshops, Women's Legal information services, Team health were all regular service providers at the centre during 17-18. • There were no WHS issues.
School nutrition program	Council's Store is contracted to provide a school meals service	<ul style="list-style-type: none"> • Program delivered in line with contractual arrangements 	<ul style="list-style-type: none"> • Program continues to be an important part of children's daily nutritional intake.

Belyuen Community Government Council Annual Report 2017-2018

Agency Services	2017-2018 Activity	Performance Objective	Assessment
			<ul style="list-style-type: none"> • There are some issues with lunches not being paid for but this is by far the minority of parents. • Council has had to take a strong stand and inform the parents/carer that the child can no longer have school lunches if they are not being paid for. • There were no WHS issues
Emergency Relief Program	Provide emergency assistance to families in need	<ul style="list-style-type: none"> • Assistance by way of food, power tickets, clothing and emergency transport is provided on an as needed basis 	<ul style="list-style-type: none"> • Council has a new agreement with the Dept. of Social Services to fund the programme for three years. • Council continues to focus on pensioners both aged and disabled plus families with young children. • No money is given –VOUCHERS ONLY • No take away food, drinks, confectionery etc is allowed to be purchased with E/R funds. This has been a long standing policy.

Commercial Services

Commercial Service	2017—2018 Activity	Performance Objective	Assessment
Belyuen Store	Operate a profitable store that offers healthy, well priced, and appropriate goods to the community and passing local trade and provide real jobs for local people	<ul style="list-style-type: none"> • Settle outstanding store financial issues • Position store for revenue growth in future • Promotion of store to passing local trade 	<ul style="list-style-type: none"> • Store financial issues still need to be settled. • Council needs to continue to get financial assistance for new outdoor point of sale terminals for the fuel bowsers. • Council needs to continue to monitor the store monthly. • Council needs to continue to encourage service providers to access store fuel and other items needed daily. • More signage has been placed on the Cox peninsula Road advertising fuel etc. • Council continues to encourage young community members to work in the Store • Council is pursuing ways of making the Store less costly to operate. • Council has been fortunate in securing funding to replace all the fridges, freezers and cold room with one big unit; install 75 solar panels on the roof, upgrade all electrics

Belyuen Community Government Council Annual Report 2017-2018

Commercial Service	2017—2018 Activity	Performance Objective	Assessment
Workshop	Generate revenue from workshop operations (inspections, vehicle repairs and plant hire) to lead to future job creation	<ul style="list-style-type: none"> • Position workshop for revenue growth into the future 	<ul style="list-style-type: none"> • Workshop staff continue to expand customer numbers with the majority coming from Wagait and others from Berry Springs and a few from Dundee. • Council now employs three qualified mechanics. • Council is exploring ways to expand services to include towing and Saturday morning MVR checks. • Workshop mechanics have built up a good reputation on the Peninsula. • No WHS issues
Power and Water services	Council to oversee bores and chlorination, maintain water storage compound, maintain sewerage ponds and maintain sewer pump station	<ul style="list-style-type: none"> • Power and Water contractual requirements are met. 	<ul style="list-style-type: none"> • Council has a good working relationship with Power and Water staff. • Council has met all their contractual agreements. • Council employs two qualified Essential Services Officers and a Trainee Officer. • There have been no WHS issues.

**BELYUEN COMMUNITY
GOVERNMENT COUNCIL**

General Purpose Financial Report
For the year ended 30 June 2018

BELYUEN COMMUNITY GOVERNMENT COUNCIL

General Purpose Financial Report For the year ended 30 June 2018

TABLE OF CONTENTS

	PAGE No.
Independent Auditor's Report	2
CEO's Certificate	4
General Purpose Financial Report	
Statement of Profit or Loss and Other Comprehensive Income	5
Statement of Financial Position	6
Statement of Changes in Equity	7
Statement of Cash Flows	8
Notes to the Financial Statements	
Note 1 Significant accounting policies	9
Note 2a Functions	18
Note 2b Components of functions	19
Note 3 Operating revenues	21
Note 4 Operating expenses	23
Note 5 Cash and cash equivalents	26
Note 6 Accounts and other receivables	26
Note 7 Other Assets	27
Note 8 Inventory	27
Note 9 Property, Plant and Equipment	28
Note 10 Trade and other payables	30
Note 11 Employee provisions	30
Note 12 Statement of Cash flows	31
Note 13 Contingent Assets and Contingent Liabilities	31
Note 14 Conditions over Grants and Contributions	32
Note 15 Financial Instruments	33
Note 16 Auditor's Fees	35
Note 17 Related Party Transactions	36

Independent auditor's report to the members of Belyuen Community Government Council

Report on the Audit of the Financial Report

Qualified Opinion

We have audited the accompanying general purpose financial report of Belyuen Community Government Council ("the Council"), which comprises the statement of financial position as at 30 June 2018, and the statement of profit or loss and other comprehensive income, statement of changes in equity and statement of cash flows for the year ended on that date, a summary of significant accounting policies and other explanatory notes and the CEO's Certificate.

In our opinion, except for the effects of the matters described in the *Basis for Qualified Opinion* section of our report, the financial report presents fairly, in all material respects, the financial position of Belyuen Community Government Council as of 30 June 2018, and its financial performance and cash flows for the year then ended in accordance with Australian Accounting Standards and the *Local Government Act and Regulations 2008*.

Basis for Qualified Opinion

As is common for organisations of this type, the Council determined it is not practical to establish an efficient system of controls over store sales and repairs to vehicle/equipment revenue. Accordingly, as the evidence available to us regarding this source of revenue was limited, our audit procedures with respect to these sources had to be restricted to the amounts recorded in the financial records. We therefore are unable to confirm that the store sales and repairs to vehicle/equipment revenue recorded by the Council is complete.

We conducted our audit in accordance with Australian Auditing Standards. Our responsibilities under those standards are further described in the *Auditor's Responsibilities for the Audit of the Financial Report* section of our report.

We are independent of the Council in accordance with the *Northern Territory Local Government Act* and the ethical requirements of the *Accounting Professional and Ethical Standards Board's APES 110 Code of Ethics for Professional Accountants* (the 'Code') that are relevant to our audit of the financial report in Australia. We have also fulfilled our other ethical responsibilities in accordance with the Code.

We believe that the audit evidence we have obtained is sufficient and appropriate to provide a basis for our opinion.

The Responsibility of the Chief Executive Officer and Those Charged with Governance for the Financial Report

The Chief Executive Officer ("CEO") of the Council is responsible for the preparation of the financial report that gives a true and fair view in accordance with Australian Accounting Standards and the *Northern Territory Local Government Act*, and for such internal control as the CEO determines is necessary to enable the preparation of the financial report that gives a true and fair view and is free from material misstatement, whether due to fraud or error.

In preparing the financial report, the CEO is responsible for assessing the Council's ability to continue as a going concern, disclosing, as applicable, matters relating to going concern and using the going concern basis of accounting unless the directors either intend to liquidate the Council or to cease operations, or have no realistic alternative but to do so.

Those charged with corporate governance are responsible for overseeing the Council's financial reporting process.

Auditor's Responsibilities for the Audit of the Financial Report

Our objectives are to obtain reasonable assurance about whether the financial report as a whole is free from material misstatement, whether due to fraud or error, and to issue an auditor's report that includes our opinion. Reasonable assurance is a high level of assurance, but is not a guarantee that an audit conducted in accordance with the Australian Auditing Standards will always detect a material misstatement when it exists. Misstatements can arise from fraud or error and are considered material if, individually or in the aggregate, they could reasonably be expected to influence the economic decisions of users taken on the basis of the financial report.

As part of an audit in accordance with Australian Auditing Standards, we exercise professional judgement and maintain professional scepticism throughout the audit. We also:

- Identify and assess the risks of material misstatement of the financial report, whether due to fraud or error, design and perform audit procedures responsive to those risks, and obtain audit evidence that is sufficient and appropriate to provide a basis for our opinion. The risk of not detecting a material misstatement resulting from fraud is higher than for one resulting from error, as fraud may involve collusion, forgery, intentional omissions, misrepresentations, or the override of internal control.
- Obtain an understanding of internal control relevant to the audit in order to design audit procedures that are appropriate in the circumstances, but not for the purpose of expressing an opinion on the effectiveness of the Council's internal control.
- Evaluate the appropriateness of accounting policies used and the reasonableness of accounting estimates and related disclosures made by the CEO.
- Conclude on the appropriateness of the CEO's use of the going concern basis of accounting and, based on the audit evidence obtained, whether a material uncertainty exists related to events or conditions that may cast significant doubt on Council's ability to continue as a going concern. If we conclude that a material uncertainty exists, we are required to draw attention in our auditor's report to the related disclosures in the financial report or, if such disclosures are inadequate, to modify our opinion. Our conclusions are based on the audit evidence obtained up to the date of our auditor's report. However, future events or conditions may cause the Council to cease to continue as a going concern.
- Evaluate the overall presentation, structure and content of the financial report, including the disclosures, and whether the financial report represents the underlying transactions and events in a manner that achieves fair presentation.

We communicate with management regarding, among other matters, the planned scope and timing of the audit and significant audit findings, including any significant deficiencies in internal control that we identify during our audit.



Merit Partners



Matthew Kennon
Director

Darwin
12 November 2018

BELYUEN COMMUNITY GOVERNMENT COUNCIL

CEO'S CERTIFICATE

I, Cathy Winsley, the CEO of Belyuen Community Government Council certify that the annual financial statements:

- (a) have been properly drawn up in accordance with the Local Government Act (NT), the Local Government (Accounting) Regulations (NT) and Australian Accounting Standards so as to present fairly the financial position of the Council and the results for the year then ended 30 June 2018; and
- (b) are in accordance with the accounting and other records of the Council.



.....
CATHY WINSLEY
CEO

DATE: 12 November 2018

BELYUEN COMMUNITY GOVERNMENT COUNCIL**STATEMENT OF PROFIT OR LOSS AND OTHER COMPREHENSIVE INCOME
FOR THE YEAR ENDED 30 JUNE 2018**

	Notes	2018 \$	2017 \$
OPERATING REVENUES			
Interest	3(b)	65	55
Grants & Contributions provided for Operating Purposes	3(a)	1,011,738	658,727
Other Operating Revenue	3(c)	1,759,135	1,349,472
TOTAL OPERATING REVENUES		2,770,938	2,008,254
OPERATING EXPENSES			
Employee Costs	4(a)	(891,466)	(832,420)
Depreciation	4(b)	(187,436)	(192,247)
Other Operating Expenses	4(c)	(1,555,421)	(1,139,945)
TOTAL OPERATING EXPENSES		(2,634,323)	(2,164,612)
OPERATING PROFIT/(LOSS) BEFORE CAPITAL AMOUNTS		136,615	(156,358)
Profit / (Loss) on disposal of property, plant and equipment		(289)	(75,383)
CURRENT YEAR PROFIT/(LOSS) BEFORE INCOME TAX		136,326	(231,741)
Income Tax		0	0
NET CURRENT YEAR PROFIT/(LOSS) AFTER INCOME TAX		136,326	(231,741)
OTHER COMPREHENSIVE INCOME		0	0
TOTAL COMPREHENSIVE PROFIT/(LOSS) FOR THE YEAR		136,326	(231,741)

The statement of profit or loss and other comprehensive income should be read in conjunction with the accompanying notes.

BELYUEN COMMUNITY GOVERNMENT COUNCIL

STATEMENT OF FINANCIAL POSITION AS AT 30 JUNE 2018

	Notes	2018 \$	2017 \$
CURRENT ASSETS			
Cash and cash equivalents	5	766,874	490,170
Trade and other receivables	6	59,976	81,575
Other current assets	7	96,228	85,467
Inventory	8	63,831	69,410
TOTAL CURRENT ASSETS		986,909	726,622
NON CURRENT ASSETS			
Property, plant and equipment	9	1,341,088	1,329,663
TOTAL NON CURRENT ASSETS		1,341,088	1,329,663
CURRENT LIABILITIES			
Trade and other payables	10	323,338	221,159
Employee provisions	11	304,866	275,772
TOTAL CURRENT LIABILITIES		628,204	496,931
NON CURRENT LIABILITIES			
Employee provisions	11	18,389	14,276
TOTAL NON CURRENT LIABILITIES		18,389	14,276
NET ASSETS		1,681,404	1,545,078
EQUITY			
Accumulated surplus		1,681,404	1,545,078
TOTAL EQUITY		1,681,404	1,545,078

The statement of financial position should be read in conjunction with the accompanying notes.

BELYUEN COMMUNITY GOVERNMENT COUNCIL

**STATEMENT OF CHANGES IN EQUITY
FOR THE YEAR ENDED 30 JUNE 2018**

	2018	2017
	\$	\$
Balance at the beginning of the year	1,545,078	1,776,819
Comprehensive income:		
Profit/(Loss) for the year attributable to members of the entity	136,326	(231,741)
Other comprehensive income for the year	0	0
Total comprehensive income attributable to members of the entity	136,326	(231,741)
Balance at the end of the year	1,681,404	1,545,078

The statement of changes in equity should be read in conjunction with the accompanying notes.

BELYUEN COMMUNITY GOVERNMENT COUNCIL**STATEMENT OF CASH FLOWS
FOR THE YEAR ENDED 30 JUNE 2018**

	Notes	2018 \$	2017 \$
<u>CASH FLOWS FROM OPERATING ACTIVITIES</u>			
<u>Receipts</u>			
Interest		65	55
Grant Income		1,011,738	658,727
Other revenue		1,801,715	1,357,512
<u>Payments</u>			
Employee costs		(858,590)	(800,152)
Other expenses		(1,479,074)	(1,119,459)
Net Cash provided by (used in) Operating Activities	12(b)	475,854	96,683
<u>CASH FLOWS FROM INVESTING ACTIVITIES</u>			
<u>Receipts</u>			
Proceeds from the sale of property, plant and equipment		1,638	0
<u>Payments</u>			
Purchase of property, plant and Equipment		(200,788)	(41,269)
Net Cash provided by (used in) Investing Activities		(199,150)	(41,269)
NET INCREASE / (DECREASE) IN CASH HELD		276,704	55,414
CASH AT THE BEGINNING OF THE FINANCIAL YEAR	12(a)	490,170	434,756
CASH AT THE END OF THE FINANCIAL YEAR	12(a)	766,874	490,170

The statement of cash flows should be read in conjunction with the accompanying notes.

BELYUEN COMMUNITY GOVERNMENT COUNCIL

NOTES TO AND FORMING PART OF THE FINANCIAL STATEMENTS FOR THE YEAR ENDED 30 JUNE 2018

NOTE 1: SUMMARY OF SIGNIFICANT ACCOUNTING POLICIES

The financial statements and notes represent those of Belyuen Community Government Council ('the Council') and the community store by which the Council controls resources to carry on its functions. A summary of contributions to the operating result and net assets by function is provided at Note 2(a).

The financial statements were authorised for issue on the same date by which CEO signed the CEO's Certificate by the Council's Appointed Manager.

Basis of Preparation

These general purpose financial statements have been prepared in accordance with the *Local Government Act (NT)*, *Local Government (Accounting) Regulations (NT)* and the Australian Accounting Standards and Interpretations of the Australian Accounting Standards Board. The Council is a not-for-profit entity for financial reporting purposes under Australian Accounting Standards. Material accounting policies adopted in the preparation of these financial statements are presented below and have been consistently applied unless stated otherwise.

The financial statements, except for cash flow information, have been prepared on an accruals basis and are based on historical costs, modified, where applicable, by the measurement of fair value of selected non-current assets, financial assets and financial liabilities. The amounts presented in the financial statements have been rounded to the nearest dollar and are presented in Australian dollars.

Adoption of new and revised accounting standards

The Council has adopted new and revised Standards and Interpretations issued by the Australian Accounting Standards Board (AASB) that are relevant to their operations and effective for the current annual reporting period. The adoption of these new and revised Standards and Interpretations has not materially impacted the financial report.

New Accounting Standards for Application in Future Periods

The following new standards, amendments to standards or interpretations have been issued by the Australian Accounting Standards Board but are effective for future reporting periods. The financial statements impact of these pronouncements once effective is not yet determine by the Council's financial statements. None of these pronouncements stated below have been adopted prior to the application date.

BELYUEN COMMUNITY GOVERNMENT COUNCIL

NOTES TO AND FORMING PART OF THE FINANCIAL STATEMENTS FOR THE YEAR ENDED 30 JUNE 2018

NOTE 1: SUMMARY OF SIGNIFICANT ACCOUNTING POLICIES (Cont'd)

Basis of Preparation (Cont'd)

Future Australian Accounting Standard Requirements

The following new standards/revised standards/Interpretations/amending standards were issued by the Australian Accounting Standards Board prior to the sign-off date are as follows:

	Effective on or after	Financial year expected to be applied
AASB 9 'Financial Instruments, and relevant amending standards'	1 January 2018	30 June 2019
AASB 15 'Revenue from Contracts with Customers, and relevant amending standards'	1 January 2018	30 June 2019
AASB 16 'Leases'	1 January 2019	30 June 2020

Accounting Policies

Revenue

Rates, grants, donations and other contributions

Rates, grants, donations and other contributions are recognised as revenues when the community government council obtains control over the assets comprising the contributions. Grants received relating to a future financial year are recorded as grants in advance at year end.

Control over granted assets is normally obtained upon receipt or upon prior notification that a grant has been secured.

Contributions not received over which the community government council has control are recognised as receivables. In respect of uncollected rent, amounts where collection is considered doubtful have not been brought to account.

BELYUEN COMMUNITY GOVERNMENT COUNCIL

NOTES TO AND FORMING PART OF THE FINANCIAL STATEMENTS FOR THE YEAR ENDED 30 JUNE 2018

NOTE 1: SUMMARY OF SIGNIFICANT ACCOUNTING POLICIES (Cont'd)

Revenue (Cont'd)

Where contributions recognised as revenues during the reporting period were obtained on the condition that they be expended in a particular manner, or used over a particular period, and those conditions were undischarged, conditions are disclosed in Note 14.

Interest Income

Interest revenue is recognised using the effective interest method, which for floating rate financial assets is the rate inherent in the instrument.

Other Revenue

Revenue from the sale of goods is recognised at the point of delivery as this corresponds to the transfer of significant risks and rewards of ownership of the goods and the cessation of all involvement in those goods.

Revenue recognition relating to the provision of services is determined with reference to the stage of completion of the transaction at the end of the reporting period and where outcome of the contract can be estimated reliably. Stage of completion is determined with reference to the services performed to date as a percentage of total anticipated services to be performed. Where the outcome cannot be estimated reliably, revenue is recognised only to the extent that related expenditure is recoverable.

All revenue is stated net of the amount of goods and services tax (GST).

Income Tax

No provision for income tax has been raised as the Council is exempt from income tax under Div 50 of the *Income Tax Assessment Act 1997*.

Good and Services Tax (GST)

Revenues, expenses and assets are recognised net of the amount of GST, except where the amount of GST incurred is not recoverable from the Australian Taxation Office (ATO).

Receivables and payables are stated inclusive of the amount of GST receivable or payable. The net amount of GST recoverable from, or payable to, the ATO is included with other receivables or payables in the statement of financial position.

BELYUEN COMMUNITY GOVERNMENT COUNCIL

NOTES TO AND FORMING PART OF THE FINANCIAL STATEMENTS FOR THE YEAR ENDED 30 JUNE 2018

NOTE 1: SUMMARY OF SIGNIFICANT ACCOUNTING POLICIES (Cont'd)

Cash

Cash and cash equivalents include cash on hand, deposits held with banks and other short-term highly liquid investments with original maturities of three months or less.

Trade and Other Receivables

Trade and other receivables are initially recognised at fair value and subsequently measured at amortised cost using the effective interest method, less any provision for impairment. Receivables expected to be collected within 12 months of the end of the reporting period are classified as current assets. All other receivables are classified as non-current assets.

Inventory

Inventories held for sale are measured at the lower of cost and net realisable value.

Property Plant and Equipment

Property, plant and equipment are measured on the cost basis and therefore carried at cost less accumulated depreciation and any accumulated impairment losses. In the event the carrying amount of property, plant and equipment is greater than the estimated recoverable amount, the carrying amount is written down immediately to the estimated recoverable amount and impairment losses are recognised either in profit or loss, or as a revaluation decrease if the impairment losses relate to a revalued asset. A formal assessment of recoverable amount is made when impairment indicators are present (refer to *Impairment of Assets*).

Subsequent costs are included in an asset's carrying amount or recognised as a separate asset, as appropriate, only when it is probable that future economic benefits associated with the item will flow to the Council and the cost of the item can be measured reliably. All other repairs and maintenance are recognised as expenses in profit or loss in the financial period in which they are incurred.

BELYUEN COMMUNITY GOVERNMENT COUNCIL

NOTES TO AND FORMING PART OF THE FINANCIAL STATEMENTS FOR THE YEAR ENDED 30 JUNE 2018

NOTE 1: SUMMARY OF SIGNIFICANT ACCOUNTING POLICIES (Cont'd)

Property, Plant and Equipment (Cont'd)

Depreciation

The depreciable amount of all non-current assets is depreciated on a straight line basis over the asset's useful life commencing from the time the asset is available for use.

The depreciation rates used for each class of depreciable assets are:

	Useful Life		Depreciation Rate	
	Years		%	
	<u>2018</u>	<u>2017</u>	<u>2018</u>	<u>2017</u>
Buildings & Infrastructure	20	20	5	5
Motor Vehicles	5	5	20	20
Office Furniture & Fittings	5	5	20	20

The assets' residual values and useful lives are reviewed and adjusted, if appropriate, at the end of each reporting period.

Gains and losses on disposals are determined by comparing proceeds with the carrying amount. These gains or losses are recognised in profit or loss in the period in which they arise.

Impairment of assets

At the end of each reporting period, the Council reviews the carrying amount of its assets to determine whether there is any indication that those assets have been impaired. If such an indication exists, the recoverable amount of the asset, being the higher of the asset's fair value less costs to sell and value in use, is compared to the asset's carrying amount. Any excess of the asset's carrying amount over its recoverable amount is recognised in profit or loss.

Trade and Other Payables

Trade and other payables represent the liability outstanding at the end of the reporting period for goods and services received by the Council during the reporting period that remain unpaid. The balance is recognised as a current liability with the amounts normally paid within 30 days of recognition of the liability.

BELYUEN COMMUNITY GOVERNMENT COUNCIL

NOTES TO AND FORMING PART OF THE FINANCIAL STATEMENTS FOR THE YEAR ENDED 30 JUNE 2018

NOTE 1: SUMMARY OF SIGNIFICANT ACCOUNTING POLICIES (Cont'd)

Provisions

Provisions are recognised when the Council has a legal or constructive obligation, as a result of past events, for which it is probable that an outflow of economic benefits will result and that outflow can be reliably measured. Provisions recognised represent the best estimate of the amounts required to settle the obligation at the end of the reporting period.

Employee Provisions

Short-term employee provisions

Provision is made for the Council's obligation for short-term employee benefits. Short-term benefits are benefits (other than termination benefits) that are expected to be settled wholly before 12 months after the end of the annual reporting period in which the employees render the related service, including salaries and wages. Short-term employee benefits are measured at the undiscounted amounts expected to be paid when the obligation is settled.

Long-term employee provisions

Provision is made for employees' annual leave and long service leave entitlements not expected to be settled wholly within 12 months after the end of the annual reporting period in which the employees render the related service. Long-term employee benefits are measured at the present value of the expected future payments to be made to the employees. Expected future payments incorporate anticipated future wages and salary levels, durations of service and employee departures, and are discounted at rates determined by reference to market yields at the end of the reporting period on government bonds that have maturity dates that approximate the terms of the obligations. Upon the re-measurement of obligations for other long-term employee benefits, the net change in the obligation is recognised in the profit or loss as a part of employee benefits expense.

The Council's obligations for long-term employee benefits are presented as non-current employee provisions in its statement of financial position, except where the Council does not have an unconditional right to defer settlement for at least 12 months after the end of the reporting period, in which case the obligations are presented as current provisions.

Financial Instruments

Initial recognition and measurement

Financial assets and liabilities are recognised when the Council becomes a party to the contractual provisions to the instrument. For financial assets, this is equivalent to the date the Council commits itself to either purchase or sell the asset (i.e. trade date accounting is adopted).

Financial instruments of the Council are initially measured at fair value plus transaction costs.

BELYUEN COMMUNITY GOVERNMENT COUNCIL

NOTES TO AND FORMING PART OF THE FINANCIAL STATEMENTS FOR THE YEAR ENDED 30 JUNE 2018

NOTE 1: SUMMARY OF SIGNIFICANT ACCOUNTING POLICIES (Cont'd)

Financial Instruments (Cont'd)

Classification and subsequent measurement

All financial assets of the Council are designated as loans and receivables.

Loans and receivables are non-derivative financial assets with fixed or determinable payments that are not quoted in an active market and are subsequently measured at amortised cost

Amortised cost is calculated as the amount at which the financial asset or liability is measured at initial recognition less principal payments and any reduction for impairment, and adjusted for any cumulative amortisation of the difference between that initial amount and the maturity amount calculated using the effective interest method.

The effective interest method is used to allocate interest income or interest expense over the relevant period and is equivalent to the rate that exactly discounts the estimated future cash payments or receipts (including fees, transaction costs and other premiums or discounts) through the expected life cycle (or when this cannot be reliably predicted, the contractual term) of the financial instrument to the net carrying amount of the financial asset or financial liability. Revisions to expected future net cash flows will necessitate an adjustment to the carrying amount with a consequential recognition of an income or expense item in profit or loss.

Financial liabilities

Non-derivative financial liabilities other than financial guarantees are subsequently measured at amortised cost. Gains or losses are recognised in profit or loss through the amortisation process and when the financial liability is derecognised.

Impairment

At the end of each reporting period, the Council assesses whether there is objective evidence that a financial asset has been impaired. A financial asset or a group of financial assets will be deemed to be impaired if, and only if, there is objective evidence of impairment as a result of the occurrence of one or more events (a 'loss event'), which has an impact on the estimated future cash flows of financial assets.

BELYUEN COMMUNITY GOVERNMENT COUNCIL

NOTES TO AND FORMING PART OF THE FINANCIAL STATEMENTS FOR THE YEAR ENDED 30 JUNE 2018

NOTE 1: SUMMARY OF SIGNIFICANT ACCOUNTING POLICIES (Cont'd)

Financial Instruments (Cont'd)

In the case of financial assets carried at amortised cost, loss events may include: indications that the debtors, or a group of debtors, are experiencing significant financial difficulty, indications that they will enter bankruptcy or other financial reorganisation, and changes in arrears or economic conditions that correlate with defaults.

For financial assets carried at amortised cost (including loans and receivables), a separate allowance account is used to reduce the carrying amount of financial assets impaired by credit losses. After having undertaken all possible measures of recovery, if management establishes that the carrying amount cannot be recovered by any means, at that point the written off amounts are charged to the allowance account or the carrying amount of impaired financial assets is reduced directly if no impairment amount was previously recognised in the allowance accounts.

When the terms of the financial assets that would otherwise have been past due or impaired would have renegotiated, the Council recognises the impairment for such financial assets taking into account the original terms as if the terms have not been renegotiated so that the loss events that have occurred are duly considered.

Derecognition

Financial assets are derecognised when the contractual rights to receipt of cash flows expire or the asset is transferred to another party whereby the Council no longer has any significant continuing involvement in the risks and benefits associated with the asset. Financial liabilities are derecognised when the related obligations are discharged, cancelled or have expired. The difference between the carrying amount of the financial liability, which is extinguished or transferred to another party and the fair value of consideration paid, including the transfer of non-cash assets or liabilities assumed, is recognised in the profit or loss.

Comparatives

When required by Accounting Standards, comparative figures have been adjusted to conform to changes in presentation for the current financial year.

BELYUEN COMMUNITY GOVERNMENT COUNCIL

NOTES TO AND FORMING PART OF THE FINANCIAL STATEMENTS FOR THE YEAR ENDED 30 JUNE 2018

NOTE 1: SUMMARY OF SIGNIFICANT ACCOUNTING POLICIES (Cont'd)

Economic Dependence

The Council is funded predominantly by funding provided by the Australian and Northern Territory Governments to meet operational and capital expenditure needs.

These general purpose financial statements have been prepared on a going concern basis in the expectation that such funding and support from the Australian and Northern Territory Governments will continue to be provided in future financial years.

Critical Accounting Estimates and Judgments

The financial statements do not contain any significant accounting estimates or judgments that may result in a material adjustment to the carrying amounts of assets and liabilities within the subsequent financial year.

BELYUEN COMMUNITY GOVERNMENT COUNCIL

NOTES TO AND FORMING PART OF THE FINANCIAL STATEMENTS FOR THE YEAR ENDED 30 JUNE 2018

NOTE 2(a): FUNCTIONS OF THE COMMUNITY GOVERNMENT COUNCIL

The objectives and nature of the various functions of the Council reported on in note 2(b) are as follows:

Housing and Community Amenities

Community services, housing repair and maintenance, capital infrastructure, and emergency repairs to buildings.

General Public Services

Administration, trust account, and work for the dole programs.

Environmental Protection

Animal control program and associated veterinarian services.

Recreation, Culture and Religion

Sports and recreation facilities associated with a youth services program.

Social Protection

Aged care, FACS, after school care, vacation care, women's centre, and emergency relief.

Economic Benefit

General economic, roads, streets and footpaths, and services, underground drains, promotional and tourism affairs.

**BELYUEN COMMUNITY GOVERNMENT COUNCIL
NOTES TO AND FORMING PART OF THE FINANCIAL STATEMENTS**

NOTE 2(b): COMPONENTS OF FUNCTIONS OF THE COMMUNITY GOVERNMENT COUNCIL

Revenues, expenses and assets have been directly attributed to the following functions/activities. Details of those functions/activities are provided.

	General	Public	Environmental	Protection	Housing and	Community	Recreation, Culture	and	Social Protection	
	Service				Amenities		Religion			
	Actual	Budget	Actual	Budget	Actual	Budget	Actual	Budget	Actual	Budget
	2018	2018	2018	2018	2018	2018	2018	2018	2018	2018
	\$	\$	\$	\$	\$	\$	\$	\$	\$	\$
Operating Revenues										
Interest	49	20	0	0	0	0	0	0	0	0
Other operating revenue	260,290	246,493	0	0	392,963	431,466	0	138,798	491,943	262,124
Grants - NT	76,728	73,386	0	0	39,000	36,000	0	0	145,850	144,718
Grants - NT /CWTH - Specific	137,185	77,185	0	0	77,500	0	0	0	37,700	7,000
Grants - C'wealth					102,194	57,290	129,058	126,000	2,500	0
Total Revenue	474,252	397,084	0	0	611,657	524,756	129,058	264,798	677,993	413,842
Operating Expenses										
Employee Costs	206,350	204,270	0	0	254,220	226,410	85,024	43,392	142,927	125,188
Depreciation	182,077	0	0	0	0	0	0	0	0	0
Other Operating Expenses	182,617	215,210	0	0	281,955	194,804	125,126	82,608	423,260	207,580
Total Expenses	571,044	419,480	0	0	536,175	421,214	210,150	126,000	566,187	332,768
Net Change in Assets	-96,792	-22,396	0	0	75,482	103,542	-81,092	138,798	111,806	81,074
Total Assets	2,032,493	0	0	0	106,489	0	0	0	0	0

**BELYUEN COMMUNITY GOVERNMENT COUNCIL
NOTES TO AND FORMING PART OF THE FINANCIAL STATEMENTS**

NOTE 2(b): COMPONENTS OF FUNCTIONS OF THE COMMUNITY GOVERNMENT COUNCIL

Revenues, expenses and assets have been directly attributed to the following functions/activities. Details of those functions/activities are provided.

	Economic Benefit		TOTAL	
	Actual 2018 \$	Budget 2018 \$	Actual 2018 \$	Budget 2018 \$
Operating Revenues				
Interest	16	20	65	40
Other operating revenue	615,578	714,586	1,760,774	1,793,467
Grants - NT	0	0	261,578	254,104
Grants - NT / CWTH Specific	189,886	0	442,271	84,185
Grants - C'wealth	74,137	74,137	307,889	257,427
Total Revenue	879,617	788,743	2,772,577	2,389,223
Operating Expenses				
Employee Costs	202,945	190,395	891,466	789,655
Depreciation	5,359	0	187,436	0
Other Operating Expenses	544,389	605,898	1,557,347	1,306,100
Total Expenses	752,693	796,293	2,636,249	2,095,755
Net Change in Assets	126,924	-7,550	136,328	293,468
Total Assets	189,015	0	2,327,997	0

BELYUEN COMMUNITY GOVERNMENT COUNCIL

**NOTES TO AND FORMING PART OF THE FINANCIAL STATEMENTS
FOR THE YEAR ENDED 30 JUNE 2018**

	2018	2017
	\$	\$
NOTE 3(a) GRANTS AND CONTRIBUTIONS PROVIDED FOR OPERATING PURPOSES		
General Purpose Grants – Northern Territory		
Dept. of Housing and Community Development (“DHCD”)	76,728	73,386
Dept. of Health	51,500	0
DOH – Aged Care HACC	77,132	76,142
DLGHS – Matching Fund IEP	39,000	36,000
Total General Purpose Grants – Northern Territory	<u>244,360</u>	<u>185,528</u>
General Purpose Grants – Commonwealth		
Local Government – Roads	0	48,110
Dept. of Prime Minister & Cabinet	200,637	200,137
Dept. of ITRD & LG	41,364	0
Roads to Recovery	32,771	30,000
Dept. of Local Govt. & Community Services	2,000	0
Local Government – FAA	28,059	38,763
Dept. of Justice	3,058	0
Solar Street Lights	0	80,171
Total General Purpose Grants – Commonwealth	<u>307,889</u>	<u>397,181</u>
Special Purpose Grants – Northern Territory		
NT Carers	0	300
SLGIF – Upgrade Belyuen Store	189,886	0
Tilt Back Tyre Changer	55,000	0
Member Allowance grant	137,185	0
Australia Day grant	1,700	0
Total Specific Purpose Grants – Northern Territory	<u>383,771</u>	<u>300</u>
Specific Purpose Grants – Commonwealth		
DOH – Indigenous Staff	68,718	68,718
Dept. of Social Services	7,000	7,000
Total Specific Purpose Grants – Commonwealth	<u>75,718</u>	<u>75,718</u>
Total Grants and Contributions Provided for Operating Purposes	<u>1,011,738</u>	<u>658,727</u>

BELYUEN COMMUNITY GOVERNMENT COUNCIL

**NOTES TO AND FORMING PART OF THE FINANCIAL STATEMENTS
FOR THE YEAR ENDED 30 JUNE 2018**

	2018	2017
	\$	\$
NOTE 3(b): INTEREST INCOME		
Interest on bank accounts	65	55
Total Interest Income	65	55

NOTE 3(c): OTHER OPERATING REVENUE

Administration Fee	51,072	41,732
ATM Commission	(50)	345
ARRCS – Home Care	14,609	0
Contribution to operating costs	2,400	0
Centrelink Contract	58,377	58,459
CHSP – Clients Contribution	3,639	0
Office Rental	214	19,563
Client Service Contribution	14,075	0
Continence Aids	233	0
Calvary	6,797	0
Residential Fees	42,986	31,680
Donation	200	0
Environment	0	5,986
Hire of Plant & Equipment	158,464	47,513
HCP- Admin Fee	24,916	0
HCP – Case Management Fee	61,658	0
HCP – Service Fee	54,616	0
HCP – Top Up Service	2,552	0
Home Care Support - Calvary	58,413	0
Insurance - Store	3,818	0
Government Subsidy – Home Care Pack	192,553	0
Group Activity - Transport	145	0
Airstrip Maintenance	29,485	50,949
Frontier Brokerage	9,911	38,434
Meals on Wheels	15,659	25,131
Oil Waste Levy	656	0
Period Contract – PAWA	64,021	58,268
Power Token Commission	3,300	0
Waste Management Charge	41,405	43,745
Rates	42,202	37,786
Repairs to Vehicle/Equipment	125,629	127,857
Store sales	595,496	664,836
Silver Circle Brokerage	0	20,554
Sealink Ferry Commission	1,089	0
Staff Training	1,661	0
Supervisor Charges – Host Place	16,466	12,329
Postal Service Fees	10,263	10,186
Wage /Super Reimbursement	45,430	52,743
Workcover Reimbursements	4,658	0
Sundry	117	1,376
Total Other Operating Revenue	1,759,135	1,349,472

BELYUEN COMMUNITY GOVERNMENT COUNCIL**NOTES TO AND FORMING PART OF THE FINANCIAL STATEMENTS
FOR THE YEAR ENDED 30 JUNE 2018**

	2018	2017
	\$	\$
NOTE 4(a): EMPLOYEE COSTS		
Salaries and Wages	798,216	740,995
Superannuation	74,196	70,806
Workers Compensation	19,054	20,619
Total Employee Costs	891,466	832,420
NOTE 4(b): DEPRECIATION EXPENSE		
Buildings	62,268	62,270
Office Equipment – Store	2,887	2,887
Infrastructure	67,164	69,023
Furniture & Fittings	2,319	1,624
Plant & Equipment	52,798	56,443
Total Depreciation Expense	187,436	192,247
NOTE 4(c): OTHER OPERATING EXPENSES		
Accounting fees	95,352	93,291
Audit	23,925	23,558
Advertising	674	188
Administration Charges	50,900	43,529
Animal Control	3,426	5,176
Art Advisors	36,115	0
Bank Charges	4,276	3,822
Bad Debts	0	3,135
Blankets	97	0
Christmas Party	0	315
Cleaning Supplies	5,793	5,573
Consultants	0	9,120
Clearance check	69	412
Council Member Allowance	49,682	0
Conference / Presentation	0	736
Cost of goods sold	394,570	426,899
Doubtful debts	(4,934)	23,533
Environment	0	352
Equipment <\$1,000	7,537	11,698
Electricity	35,561	35,283
Food Purchases	32,790	34,200
Fees	8,537	1,264
Freight	5,987	1,642
Funeral Costs	735	174
Funds held in trust – Aged Pension	115,415	0
Gas Supplies	1,420	2,120
SUBTOTAL CARRIED FORWARD	867,927	726,020

BELYUEN COMMUNITY GOVERNMENT COUNCIL**NOTES TO AND FORMING PART OF THE FINANCIAL STATEMENTS
FOR THE YEAR ENDED 30 JUNE 2018****NOTE 4(c): OTHER OPERATING EXPENSES (Cont'd)**

	2018	2017
	\$	\$
SUBTOTAL BROUGHT FORWARD	867,927	726,020
Garbage / Waste Charges	27,838	29,898
Gardening, ground maintenance	689	0
General Council Election	3,370	0
Hire of Plant and Equipment	4,518	2,520
Hire Labour	112,830	0
Hire Bus / Driver / Vehicle	0	704
HCP- Purchases	21,089	0
HCP - Expenses	143,742	0
Insurance	80,744	75,663
Internet Fees	6,407	3,812
Insurance – Airstrip	1,982	1,926
Meetings	2,960	1,857
Marine cargo	474	467
Membership Fees	4,035	3,268
Network Maintenance	9,240	9,527
Postage	91	73
Printing & Stationery	8,192	9,666
Photography Artist	6,000	0
Pest control	2,540	5,999
Rent	5,200	5,200
R&M – Buildings	420	1,200
R&M – Machinery & Other	11,146	12,743
R&M – Electrical	4,099	4,295
R&M – Plumbing	777	1,270
R&M – Fire Equipment	10,393	7,658
Road Works Upgrade	0	18,383
Safety Equipment/Clothing	1,506	3,298
Service Charges	375	200
Sewerage	4,069	3,631
Stores, Materials & Loose Tools	18,214	16,178
Staff Amenities	1,494	1,703
Training	3,355	162
Telephone / Fax	21,770	20,449
Travel and Accommodation	1,002	621
Uniforms	1,279	126
Store Waste	4,976	6,184
Supervisor charges	0	6,207
Store Use	15,807	18,670
SUBTOTAL CARRIED FORWARD	1,410,550	999,578

BELYUEN COMMUNITY GOVERNMENT COUNCIL

**NOTES TO AND FORMING PART OF THE FINANCIAL STATEMENTS
FOR THE YEAR ENDED 30 JUNE 2018**

NOTE 4(c): OTHER OPERATING EXPENSES (Cont'd)

	2018	2017
	\$	\$
SUBTOTAL BROUGHT FORWARD	1,410,550	999,578
Vehicle – Fuel & Oil	27,171	21,796
Vehicle – Insurance	5,354	7,558
Vehicle - Rego	2,945	3,779
Vehicle – R&M	3,507	6,458
Vehicle – Equip. / Parts	82,501	89,010
Water	23,393	11,766
Total Operating Expenses	<u>1,555,421</u>	<u>1,139,945</u>

BELYUEN COMMUNITY GOVERNMENT COUNCIL

NOTES TO AND FORMING PART OF THE FINANCIAL STATEMENTS FOR THE YEAR ENDED 30 JUNE 2018

	2018	2017
	\$	\$
NOTE 5: CASH AND CASH EQUIVALENTS		
General account	368,166	179,834
Trust account	357,243	238,587
Store Operating Account	24,736	47,627
Income Management Account	10,128	8,901
ATM – Float	2,850	12,340
Store – Float	2,000	2,000
Store – Cash on hand	1,751	881
Total Cash and Cash Equivalents	766,874	490,170

Restricted cash balances are as follows:

External restrictions

Income Management Funds in Trust included in Trade and other payables (refer Note 10)	10,128	8,901
Aged Pension Funds in Trust included in Trade and other payables (refer Note 10)	115,415	0
Unexpended grants recognised in grant revenue (refer Note 14)	204,497	235,627
<i>Internal restrictions</i>		
Employee provisions (refer Note 12)	323,255	290,048
Total restricted cash	653,295	534,576
Total unrestricted cash	113,579	(44,406)

NOTE 6: TRADE AND OTHER RECEIVABLES

CURRENT

Accounts Receivable – Council	57,225	94,124
Accounts Receivable – Store	5,509	11,191
Less: Allowance for doubtful debts	(2,758)	(23,740)
Total Accounts and Other Receivables	59,976	81,575

BELYUEN COMMUNITY GOVERNMENT COUNCIL

NOTES TO AND FORMING PART OF THE FINANCIAL STATEMENTS FOR THE YEAR ENDED 30 JUNE 2018

NOTE 6: TRADE AND OTHER RECEIVABLES (Cont'd)

Credit Risk

The Council has no significant concentration of credit risk with respect to any single counterparty or group of counterparties. The main source of credit risk to the Council is considered to relate to the class of assets described as "Trade and Other Receivables".

The following table details the Council's trade and other receivables exposed to credit risk with ageing analysis. Amounts are considered "past due" when the debt has not been settled within the terms and conditions agreed between the Council and the counterparty, which is greater than 30 days. Receivables that are past due are assessed for impairment by ascertaining solvency of the debtors and are provided for when specific circumstances indicating that the debt may not be fully repaid to the Council.

The balances of receivables that remain within 30 days are considered to be of high credit quality.

	2018	2017
	\$	\$
Receivables are aged as follows:		
Current		
1 – 30 days	14,875	60,458
31 – 60 days	11,748	3,434
61 – 90 days	1,568	4,067
Over 90 days	34,543	37,356
	<u>62,734</u>	<u>105,315</u>
The provision for doubtful debts is age as follows:		
Over 90 days	<u>2,758</u>	<u>23,740</u>

NOTE 7: OTHER ASSETS

CURRENT

Prepayments	96,228	85,467
Total Other Assets	<u>96,228</u>	<u>85,467</u>

NOTE 8: INVENTORY

CURRENT

Store Inventory	63,831	69,410
Total Inventory	<u>63,831</u>	<u>69,410</u>

All inventories are expected to be sold within 12 months.

BELYUEN COMMUNITY GOVERNMENT COUNCIL**NOTES TO AND FORMING PART OF THE FINANCIAL STATEMENTS
FOR THE YEAR ENDED 30 JUNE 2018****NOTE 9: PROPERTY, PLANT & EQUIPMENT**

	2018	2017
	\$	\$
Buildings		
At cost	1,964,187	1,964,187
Less accumulated depreciation	(1,317,823)	(1,255,555)
Written down value	<u>646,364</u>	<u>708,632</u>
Plant and Equipment		
At cost	906,253	875,153
Less accumulated depreciation	(702,414)	(748,918)
Written down value	<u>203,839</u>	<u>126,235</u>
Infrastructure Works		
At cost	1,340,229	1,340,229
Less accumulated depreciation	(928,307)	(861,296)
Written down value	<u>411,922</u>	<u>478,933</u>
Furniture & Fittings – Store		
At cost	81,905	84,359
Less accumulated depreciation	(75,275)	(80,229)
Written down value	<u>6,630</u>	<u>4,130</u>
Improvements – Store		
At cost	3,065	3,065
Less accumulated depreciation	(2,494)	(2,341)
Written down value	<u>571</u>	<u>724</u>
Office Equipment – Store		
At cost	13,891	15,118
Less accumulated depreciation	(6,186)	(4,109)
Written down value	<u>7,705</u>	<u>11,009</u>
Work In Progress	64,057	0
Total Property, Plant and Equipment	<u>1,341,088</u>	<u>1,329,663</u>

BELYUEN COMMUNITY GOVERNMENT COUNCIL

**NOTES TO AND FORMING PART OF THE FINANCIAL STATEMENTS
FOR THE YEAR ENDED 30 JUNE 2018**

NOTE 9: PROPERTY, PLANT & EQUIPMENT (Cont'd)

Movements in carrying amounts

Movement in the carrying amounts for each class of property, plant and equipment between the beginning and the end of the current financial year:

	Buildings	Plant and Equipment	Infrastructure Works	Work In Progress
Balance at 30 June 2016	770,902	146,914	620,414	0
Additions	0	38,536	0	0
Disposals - Costs	0	(107,308)	(100,490)	0
Disposals – Acc Depreciation	0	104,536	27,879	0
Depreciation	(62,270)	(56,443)	(68,870)	0
Balance at 30 June 2017	708,632	126,235	478,933	0
Additions	0	131,912	0	64,057
Disposals - Cost	0	(2,273)	0	0
Disposals / Writeoff – Acc Depreciation	0	99,302	0	0
Assets Written Off	0	(98,539)	0	0
Depreciation	(62,268)	(52,798)	(67,011)	0
Balance at 30 June 2018	646,364	203,839	411,922	64,057

Store	Furniture & Fittings	Office Equipment	Improvements	Totals
Balance at 30 June 2016	3,020	13,897	877	1,556,024
Additions	2,734	0	0	41,270
Disposals	0	0	0	(207,798)
Transfer from/to WIP	0	0	0	132,415
Depreciation/Write-back	(1,624)	(2,888)	(153)	(192,248)
Balance at 30 June 2017	4,130	11,009	724	1,329,663
Additions	4,819	0	0	200,788
Disposals - Cost	0	0	0	(2,273)
Disposals/Writeoff – Acc Depreciation	7,272	810	0	107,384
Assets Written Off	(7,272)	(1,227)		(107,038)
Depreciation	(2,319)	(2,887)	(153)	(187,436)
Balance at 30 June 2018	6,630	7,705	571	1,341,088

BELYUEN COMMUNITY GOVERNMENT COUNCIL

NOTES TO AND FORMING PART OF THE FINANCIAL STATEMENTS FOR THE YEAR ENDED 30 JUNE 2018

	2018	2017
	\$	\$
NOTE 10: TRADE AND OTHER PAYABLES		
CURRENT		
Accounts Payables	117,642	123,743
Accrued Expenses	76,585	70,605
PAYG	14,004	11,358
GST Payable	(13,386)	(2,076)
Employee deductions	2,950	8,628
Funds In Trust – Aged Pension	115,415	0
Income Management Funds held in Trust	10,128	8,901
	<u>323,338</u>	<u>221,159</u>

All payables are expected to be settled in 12 months. Due to the short term nature of these payables, their carrying value approximates their fair value.

NOTE 11: EMPLOYEE PROVISIONS

Current

Annual Leave	221,031	193,023
Long Service Leave	83,835	82,749
	<u>304,866</u>	<u>275,772</u>

Non-Current

Long Service Leave	18,389	14,276
	<u>18,389</u>	<u>14,276</u>

Total Employee Provisions	<u>323,255</u>	<u>290,048</u>
----------------------------------	----------------	----------------

Employee Provisions – Annual Leave Entitlements

Based on past experience, the Council does not expect the full amount of annual leave to be settled wholly within the next 12 months. However, the amount must be classified as a current liability because the Council does not have an unconditional right to defer the settlement of the amount in the event employees wish to use their leave entitlements.

BELYUEN COMMUNITY GOVERNMENT COUNCIL

NOTES TO AND FORMING PART OF THE FINANCIAL STATEMENTS FOR THE YEAR ENDED 30 JUNE 2018

NOTE 12: STATEMENT OF CASH FLOWS

(a) Reconciliation of Cash

Cash on hand at the end of the financial year as shown in the statement of cash flows is reconciled to items in the statement of financial position as follows:

	2018	2017
	\$	\$
Cash and cash equivalents	766,874	490,170
Balances as per Statement of Cash Flows	766,874	490,170

(b) Reconciliation of Change in Net Assets to Cash from Operating Activities

Net Surplus/(Deficit) for the period	136,326	(231,741)
Items not involving cash:		
- Depreciation	187,436	192,247
- (Profit) / loss on disposal of property, plant and equipment	289	75,383
Changes in operating assets and liabilities:		
- (Increase)/decrease in inventory	5,579	(7,566)
- (Increase)/decrease in accounts and other receivables	21,598	28,357
- (Increase)/decrease in other assets	(10,761)	(2,104)
- Increase/(decrease) in accounts and other payables	102,180	9,839
- Increase/(decrease) in provisions	33,207	32,268
Net cash flows from Operating Activities	475,854	96,683

NOTE 13: CONTINGENT ASSETS AND CONTINGENT LIABILITIES

On 9 February 2016, the Council received a letter from the Northern Land Council (“NLC”) in relation to section 19(5) of the *Aboriginal Land Rights (Northern Territory) Act 1997* in relation to aboriginal land occupied by the Council. NLC advised the Council that they were seeking to charge lease payments to the Council for the lease of land upon which Council’s buildings and infrastructure reside. NLC are seeking to back date these lease payments to August 2012. The Council disputes some of the land included by NLC. The Council has asked the Minister for Local Government and Community Services to negotiate with NLC in relation the matter, the outcome of which is not yet known.

As at 30 June 2018, the amount of any potential obligation cannot be measured with sufficient reliability, and has not been recognised in the accounts.

BELYUEN COMMUNITY GOVERNMENT COUNCIL**NOTES TO AND FORMING PART OF THE FINANCIAL STATEMENTS
FOR THE YEAR ENDED 30 JUNE 201****NOTE 14: CONDITIONS OVER GRANTS**

Grants that were obtained on the condition that they are expended on specified purposes or in a future period but which are not yet expended in accordance with those conditions are as follows:

	2018	2017
	\$	\$
Unexpended at the close of the previous reporting period	147,438	88,189
<i>Less:</i>		
Expended during the current reporting period from revenues recognised in previous reporting periods	(147,438)	(88,189)
<i>Plus:</i>		
Amounts recognised as revenues in current reporting period but not yet expended in accordance with the conditions	204,662	235,627
Amounts recognised in liabilities	0	0
Unexpended at the close of the current reporting period and held as restricted assets	<u>204,662</u>	<u>235,627</u>
Net increase (decrease) in restricted assets in the current reporting period	<u>57,224</u>	<u>147,438</u>

Unexpended Grants

DOH – Cemetery (C45)	22,500	0
SLGIF – Upgrade Store (E15)	125,829	0
Dept of Infrastructure and Regional (C59)	0	16,131
Dept. of Justice – CBG (R30)	3,058	0
Dept of Prime Minister & Cabinet - (R29)	24,139	90,341
Minister for Housing & Community Dev. – Solar Lights (C41)	0	80,171
Dept. of Social Service (S98)	0	527
DLG – Solar Lights – Basketball Court (R26)	0	48,457
DOH – Traditional Camps (S19)	19,471	0
DOH – Harmony Events (S33)	9,000	0
Dept. of Prime Minister – NAIDOC (S33)	500	0
	<u>204,497</u>	<u>235,627</u>

BELYUEN COMMUNITY GOVERNMENT COUNCIL

NOTES TO AND FORMING PART OF THE FINANCIAL STATEMENTS FOR THE YEAR ENDED 30 JUNE 2018

NOTE 15. FINANCIAL INSTRUMENTS

(a) Financial risk management objectives and policies

The Council's principal financial instruments comprise accounts and other receivables, accounts and other payables and cash and cash equivalents.

The Council manages its exposure to financial risks, in accordance with its policies. Its objectives of the policies are to maximise the income to the Council whilst minimising the downside risk.

The Council's activities expose it to normal commercial financial risk. The main risks the Council is exposed to through its financial instruments are credit risk, liquidity risk and interest rate risk. Risks are considered to be low. There have been no substantive changes in the types of risks the Council is exposed to, how these risks arise, or the Council's objectives, policies and procedures for managing or measuring the risks from the previous period.

Primary responsibility for the identification and control of financial risks rests with the Appointed Manager and the CEO under the authority of the Appointed Manager.

(b) Credit risk

Exposure to credit risk relating to financial assets arises from the potential non-performance of counterparties of contract obligations that could lead to a financial loss to the Council.

Credit risk is managed through maintaining procedures (such as utilisation of systems for approval, granting and removal of credit limits, regular monitoring of exposure against such limits and monitoring of financial stability of significant counterparties) ensuring to the extent possible that counterparties to transactions are of sound credit worthiness.

Risk is also minimised through investing surplus funds in financial institutions that maintain a high credit rating.

Credit risk exposures

The maximum exposure to credit risk by class of recognised financial assets at the end of the reporting period is the equivalent to the carrying amount and classification of those financial assets (net of any provisions) as presented in the statement of financial position.

There is no collateral held by the Council securing accounts and other receivables.

BELYUEN COMMUNITY GOVERNMENT COUNCIL

**NOTES TO AND FORMING PART OF THE FINANCIAL STATEMENTS
FOR THE YEAR ENDED 30 JUNE 2018**

NOTE 15: FINANCIAL INSTRUMENTS (Cont'd)

(c) Liquidity risk

Liquidity risk arises from the possibility that the Council might encounter difficulty in settling its debts or otherwise meeting its obligations related to financial liabilities. The Council manages this risk by monitoring its cash flows through the use of cash flow forecasts and monitoring the ageing of receivables and payables.

The table below reflects an undiscounted contractual maturity analysis for non-derivative financial instruments. The Council does not hold directly any derivative financial liabilities. Cash flows realised from financial assets reflect the Council's expectation as to the timing of realisation. Actual timing may therefore differ from that disclosed. The timing of cash flows presented in the table to settle financial liabilities reflects the earliest contractual settlement dates.

	Within 1 Year		Total	
	2018	2017	2018	2017
	\$	\$	\$	\$
Financial liabilities due for payment				
Trade and other payables	322,720	211,877	322,720	211,877
Total contractual outflows	322,720	211,877	322,720	211,877
Total expected outflows	322,720	211,877	322,720	211,877

	Within 1 Year		Total	
	2018	2017	2018	2017
	\$	\$	\$	\$
Financial assets – cash flows realisable				
Cash and cash equivalents	766,874	490,170	766,874	490,170
Trade and other receivables	59,976	81,575	59,976	81,575
Total expected outflows	826,850	571,745	826,850	571,745
Net (outflow)/inflow on financial instruments	504,130	359,868	504,130	359,868

BELYUEN COMMUNITY GOVERNMENT COUNCIL

**NOTES TO AND FORMING PART OF THE FINANCIAL STATEMENTS
FOR THE YEAR ENDED 30 JUNE 2018**

NOTE 15: FINANCIAL INSTRUMENTS (Cont'd)

(d) Net fair value of financial assets and liabilities

The net fair value of financial assets and liabilities approximate their carrying value.

The carrying amounts of financial assets and liabilities are disclosed in the statement of financial position and in the notes forming part of the financial statements.

(e) Interest rate risk

Exposure to interest rate risk arises on financial assets and liabilities recognised at the end of the financial reporting period whereby a future change in interest rates will affect future cash flows or the fair value of fixed rate financial instruments. The Council is exposed to earnings volatility on floating rate instruments. The financial instruments that expose the Council to interest rate risk is limited to cash and cash equivalents.

Sensitivity analysis

The following table illustrates sensitivities to the Council's exposure to changes in interest rates. The table indicates the impact on how surplus and equity reported at the end of the reporting period would have been affected by changes in the relevant risk variable that management considers to be reasonably possible.

These sensitivities assume that the movement in a particular variable is independent of other variables.

	Surplus \$	Equity \$
Year ended 30 June 2018		
+/- 1% in interest rates	+/- 7,700	+/- 7,700
Year ended 30 June 2017		
+/- 1% in interest rates	+/- 4,900	+/-4,900
	2018 \$	2017 \$

NOTE 16: AUDITOR'S FEES

Audit of the financial report	23,925	23,557
-------------------------------	--------	--------

BELYUEN COMMUNITY GOVERNMENT COUNCIL

NOTES TO AND FORMING PART OF THE FINANCIAL STATEMENTS FOR THE YEAR ENDED 30 JUNE 2018

NOTE 16: RELATED PARTY TRANSACTIONS

The related parties of the Council include:

- the key management personnel (KMP) because they have authority and responsibility for planning, directing and controlling the activities of the Council directly; and
- spouses, children and dependants who are close family members of the KMP; and
- any entities controlled or jointly controlled by KMP or controlled or jointly controlled by their close family members.

Key Management Personnel

Key management personnel of the Council are those persons having authority and responsibility for planning, directing and controlling the activities of Council. This include the CEO and certain prescribed officers, if any, under section 112 of the *Local Government Act 2008*.

(i) Names of persons holding the position of KMP at the Council at any time during the year are:

Zoe Singh, President
Rex Edmunds, Vice President
John (Mango) Moreen, (Councillor)
Cecillia Lewis, Councillor (Councillor)
Roger Yarrowin, (Councillor)

Cathy Winsley, Chief Executive Officer

(ii) Remuneration of KMP

Total remuneration and allowances paid to KMP during the year amounted to:

Details	2018	2017
	\$	\$
Base Salary	94,272	92,340
Superannuation	11,313	11,081
Other short-term benefits	24,402	18,794
Total	<u>129,987</u>	<u>122,215</u>

Allowances paid to Councillors amounted to \$49,682 during the year (2017: \$Nil).

(iii) Retirement Benefits

No retirement benefits have been made by the Council to KMP during the reporting year.

BELYUEN COMMUNITY GOVERNMENT COUNCIL

**NOTES TO AND FORMING PART OF THE FINANCIAL STATEMENTS
FOR THE YEAR ENDED 30 JUNE 2018**

NOTE 16: RELATED PARTY TRANSACTIONS (Cont'd)

(iv) Loans to Responsible Persons

No loans have been made, guaranteed or secured by the Council to KMP during the reporting year.

(v) Other Transactions

Other than the amount paid as taxpayers or residents (e.g. rates, user charges fees, etc.), no other transactions have been made with KMP during the year.

During the year, one of KMP's close family member is employed by the Council under normal employment terms and conditions. The amount paid to KMP's close family member amounted to \$60,565.

Other than the above, there are no transactions to any organisations, on an arm's length basis and under normal terms and conditions, where the Council's KMP may hold executive positions and/or Directorships during the year.

(vi) Outstanding Amounts

As at 30 June 2018, there were no outstanding amounts receivable or payables to the Council's KMP.