














# Profit and Loss

## BELYUEN COMMUNITY GOVERNMENT COUNCIL

For the 2 months ended 31 August 2024

	YTD ACTUALS	YTD BUDGET	YTD VARIANCE	APPROVED ANNUAL BUDGET 2023-24
<b>Operating Income</b>				
Rates	112,847.54	19,656.00	93,191.54 	117,941.00
Statutory Charges	79,470.04	17,432.00	62,038.04 	104,603.00
Fees and Charges	13,456.70	36,226.00	(22,769.30) 	217,387.00
Operating Grants and Subsidies	256,676.92	404,010.00	(147,333.08) 	2,424,109.00
Interest / Investment Income	-	684.00	(684.00) 	4,100.00
Other Income	432,643.92	378,880.00	53,763.92 	2,273,340.00
<b>Total Operating Income</b>	<b>895,095.12</b>	<b>856,888.00</b>	<b>38,207.12</b>	<b>5,141,480.00</b>
<b>Operating Expenses</b>				
Employee Expenses	373,541.19	365,113.00	8,428.19 	2,190,715.00
Materials and Contracts	151,695.74	175,118.00	(23,422.26) 	1,050,747.00
Elected Member Allowances	4,794.17	13,938.00	(9,143.83) 	83,625.00
Elected Member Expenses	-	500.00	(500.00) 	3,000.00
Council Committee & LA Allowances	-	684.00	(684.00) 	4,100.00
Depreciation, Amortisation and Impairment	36,145.76	56,098.00	(19,952.24) 	336,600.00
Other Expenses	288,125.21	263,582.00	24,543.21 	1,581,546.00
<b>Total Operating Expenses</b>	<b>854,302.07</b>	<b>875,033.00</b>	<b>(20,730.93)</b>	<b>5,250,333.00</b>
<b>Operating Surplus/Deficit</b>	<b>40,793.05</b>	<b>(18,145.00)</b>	<b>58,938.05</b>	<b>(108,853.00)</b>

	YTD ACTUALS	YTD BUDGET	YTD VARIANCE	APPROVED ANNUAL BUDGET 2023-24
Surplus/Deficit	40,793.05	(18,145.00)	58,938.05	(108,853.00)

# Balance Sheet

## BELYUEN COMMUNITY GOVERNMENT COUNCIL

As at 31 August 2024

31 AUG 2024

### Assets

#### Current Assets

Bank	1,109,019.96
Trade Debtors	231,741.55
Other Current Assets	138,532.53
<b>Total Current Assets</b>	<b>1,479,294.04</b>

#### Non-Current Assets

Fixed Assets	1,330,877.23
Non-current Assets	57,055.61
<b>Total Non-Current Assets</b>	<b>1,387,932.84</b>

#### Total Assets

2,867,226.88

### Liabilities

Current Liabilities	(232,771.55)
Non-current Liabilities	682,480.81
<b>Total Liabilities</b>	<b>449,709.26</b>

### Net Assets

2,417,517.62

### Equity

Current Year Earnings	40,793.05
Retained Earnings	2,206,295.57
Reserves	170,429.00
<b>Total Equity</b>	<b>2,417,517.62</b>

# Aged Payables Summary

## BELYUEN COMMUNITY GOVERNMENT COUNCIL

As at 31 August 2024

### Ageing by due date

CONTACT	CURRENT	< 1 MONTH	1 MONTH	2 MONTHS	OLDER	TOTAL
<b>Aged Payables</b>						
Arafura Occupational Therapy	900.00	1,260.00	-	-	-	2,160.00
Bega	76.23	-	-	-	-	76.23
Berry Springs Mechanical	1,093.00	-	-	-	-	1,093.00
Beta Meats	-	1,105.83	-	-	-	1,105.83
Coco-Cola Amatil	3,019.58	-	-	-	-	3,019.58
Compac Sales Pty Ltd	-	-	126.50	-	-	126.50
Department of Territory Families, Housing and Communities	160.00	-	-	-	-	160.00
Dundee Support Services	2,025.00	-	-	-	-	2,025.00
G & R Wills	621.50	-	-	-	-	621.50
IGA - Independent Grocers 49178	527.40	-	-	-	-	527.40
Independence Australia	-	-	1,474.80	-	-	1,474.80
Independent Grocers Darwin	9,863.93	-	-	-	-	9,863.93
Ironbark Aboriginal Corporation	-	-	240.00	-	-	240.00
Janett Cole Fidock	-	17.74	14.00	-	-	31.74
Keep Moving Pty Ltd	48.73	751.59	-	-	-	800.32
Kleenheat Gas	100.10	-	-	-	-	100.10
Live Life Alarms	597.00	-	-	-	-	597.00
MD FRESH DARWIN	228.40	292.99	-	-	-	521.39
Nexia Edwards Marshall NT	2,200.00	-	-	-	-	2,200.00
Power & Water Corporation	2,983.96	-	(222.54)	(136.55)	15,226.49	17,851.36
Sealink Northern Territory	-	972.00	-	-	-	972.00
SMOKELAND	-	8,017.11	-	-	-	8,017.11
Spotlight Stores Pty Ltd	-	-	-	-	111.25	111.25
Territory Therapy Solutions	480.00	-	-	-	-	480.00
The Lad Collective Pty Ltd	-	-	240.00	-	-	240.00
Tyre Traders NT	197.30	95.03	-	-	-	292.33
Wagait Beach Supermarket	-	460.00	-	-	-	460.00
Wagait Shire Council	2,131.42	-	-	-	-	2,131.42
WEX Australia Pty Ltd	227.17	-	-	-	-	227.17
Windcave Pty Ltd	35.91	-	-	-	-	35.91
<b>Total Aged Payables</b>	<b>27,516.63</b>	<b>12,972.29</b>	<b>1,872.76</b>	<b>(136.55)</b>	<b>15,337.74</b>	<b>57,562.87</b>
<b>Total</b>	<b>27,516.63</b>	<b>12,972.29</b>	<b>1,872.76</b>	<b>(136.55)</b>	<b>15,337.74</b>	<b>57,562.87</b>
<b>Percentage of total</b>	<b>47.80%</b>	<b>22.54%</b>	<b>3.25%</b>	<b>-0.24%</b>	<b>26.65%</b>	<b>100.00%</b>

# Aged Receivables Summary

## BELYUEN COMMUNITY GOVERNMENT COUNCIL

As at 31 August 2024

### Ageing by due date

COUNCIL FUNCTIONS	CONTACT	CURRENT	< 1 MONTH	1 MONTH	2 MONTHS	OLDER	TOTAL
		5,209.74	(4,049.60)	(1,989.86)	(1,445.90)	(3,697.84)	(5,973.46)
C56 Civil Community Services		-	-	1,870.00	351.15	5,461.18	7,682.33
C56 Civil Community Services, E10 Belyuen Store, C45 Cemetry		407.65	60.12	-	31.81	958.78	1,458.36
C56 Civil Community Services, G10 Council Admin		192,317.58	-	-	-	-	192,317.58
E10 Belyuen Store		714.29	270.92	339.40	3.46	4,400.38	5,728.45
G10 Council Admin		8,050.00	655.60	-	-	1,517.68	10,223.28
G10 Council Admin, G36 - Cleaning		892.00	16,200.00	-	-	3,080.00	20,172.00
S11 Aged Care		147.00	48.00	-	-	-	195.00
S11 Aged Care, S12 Home Care Package		-	-	-	-	365.84	365.84
S11B - Residential Income - Aged Care		222.66	(272.07)	-	-	-	(49.41)
S11B - Residential Income - Aged Care, S12 Home Care Package		1,090.50	-	-	-	-	1,090.50
S12 Home Care Package		11,177.98	620.88	285.68	473.30	2,749.94	15,307.78
<b>Total</b>		<b>220,229.40</b>	<b>13,533.85</b>	<b>505.22</b>	<b>(586.18)</b>	<b>14,835.96</b>	<b>248,518.25</b>
<b>Percentage of total</b>		<b>88.62%</b>	<b>5.45%</b>	<b>0.20%</b>	<b>-0.24%</b>	<b>5.97%</b>	<b>100.00%</b>

# Depreciation Schedule

## BELYUEN COMMUNITY GOVERNMENT COUNCIL

For the 2 months ended 31 August 2024

COST ACCOUNT	NAME	COST	OPENING VALUE	PURCHASES	DISPOSALS	DEPRECIATION	CLOSING VALUE
Fixed Asset - Buildings at Valuation		835,456.00	606,861.22	-	-	9,917.86	596,943.36
Fixed Asset - Infrastructure at valuation		541,559.00	401,974.95	-	-	7,015.69	394,959.26
Fixed Asset - Plant & Equipment -Costed as Plant		666,300.66	313,967.07	-	-	16,758.42	297,208.65
Fixed Assets - Store Furniture and Fittings at Cost		243,326.00	19,133.31	-	-	2,183.65	16,949.66
Fixed Assets - Store Improvements at Cost		32,070.92	26,046.88	-	-	270.14	25,776.74
<b>Total</b>		<b>2,318,712.58</b>	<b>1,367,983.43</b>	<b>-</b>	<b>-</b>	<b>36,145.76</b>	<b>1,331,837.67</b>