

# Outside Access devices for UNIVERSAL range

## Outside devices. Rim models

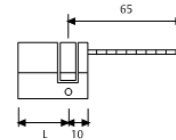
### Sena lever handle



8 mm follower Adjustable cylinder available with all systems.

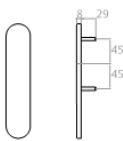
Outside device	Product code
Blind plate, black RAL 9005	E1910EXNE
Blind plate inox	E1910EXIS16
Euro-profile plate* black RAL 9005	E1911EXNE
Euro-profile plate* inox	E1911EXIS16
Sena Lever handle + euro-profile* black RAL 9005	S1912EXNE
Kubika handle euro-profile* inox	KU1912EXIS16
Obbal handle euro-profile* inox	O1912EXIS16
Sena handle euro-profile* inox	S1912EXIS16
Sena handle blind plate, black RAL 9005	S1913EXNE
Kubika handle blind plate	KU1913EXIS16
Obbal handle blind plate	O1913EXIS16
Sena handle blind plate inox	S1913EXIS16
Pull knob* inox	TTF10UNE
Pull knob* inox	TTF10UIS16

\* Regulable cylinder required



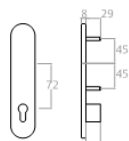
L	A	B	Product code	Finish
40	30	10	TE5R3010L	Brass
40	30	10	TE5R3010N	Nickel
50	40	10	TE5R4010L	Brass
50	40	10	TE5R4010N	Nickel

#### Blind plate



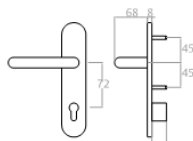
E1910EX

#### Key



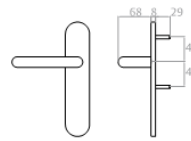
E1911EX

#### Lever handle + key



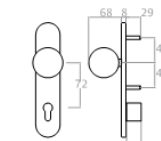
S1912EX

#### Lever handle



S1913EX

#### Pull knob



TTF10U

