

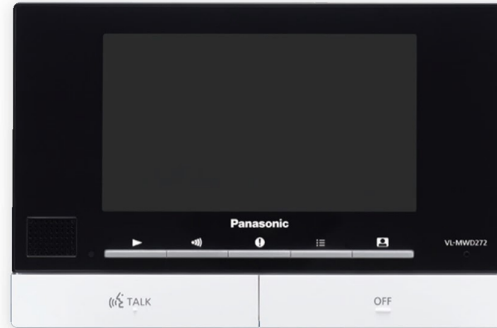
**Panasonic**  
**VL-SWD272**

شركة طيف الألماس التجارية  
Taif Al-almas Trading Company



## Video Intercom System

**VL-SWD272**



[www.taif-alalmas.com](http://www.taif-alalmas.com) **920002961** الرقم الموحد  
Unified Number



**Panasonic**  
**VL-SWD272**

شركة طيف الألماس التجارية  
Taif Al-almas Trading Company



## Key Features

### • Highly Expandable:

Up to 6 additional monitors can be connected to the main monitor using a combination of 7-inch wired monitors and 2.2-inch wireless monitors (However, the maximum possible number of 7-inch wired monitors is 3). In addition, PBX connectivity is also supported.

### • Wireless Monitor:

Using the wireless monitor, check visitors and respond promptly from the living room, kitchen and elsewhere in the home even while you are doing something else. Up to 6 wireless monitors connectable. Max wireless range is 100 m with no obstacles. You can add on repeaters to expand the range. Up to 2 DECT repeaters connectable.

### • 7-inch Screen:

The main monitor and extension monitor have a 7-inch wide screen that offers easy viewing of wide vertical and horizontal views.

### • Voice Change Function:

This function makes woman's voice (higher keys) sounds like a man's (lower keys).

### • Electric Lock Release Support for Gate:

The gate or door lock can be easily and quickly released using monitors (wired or wireless) from anywhere in the house.

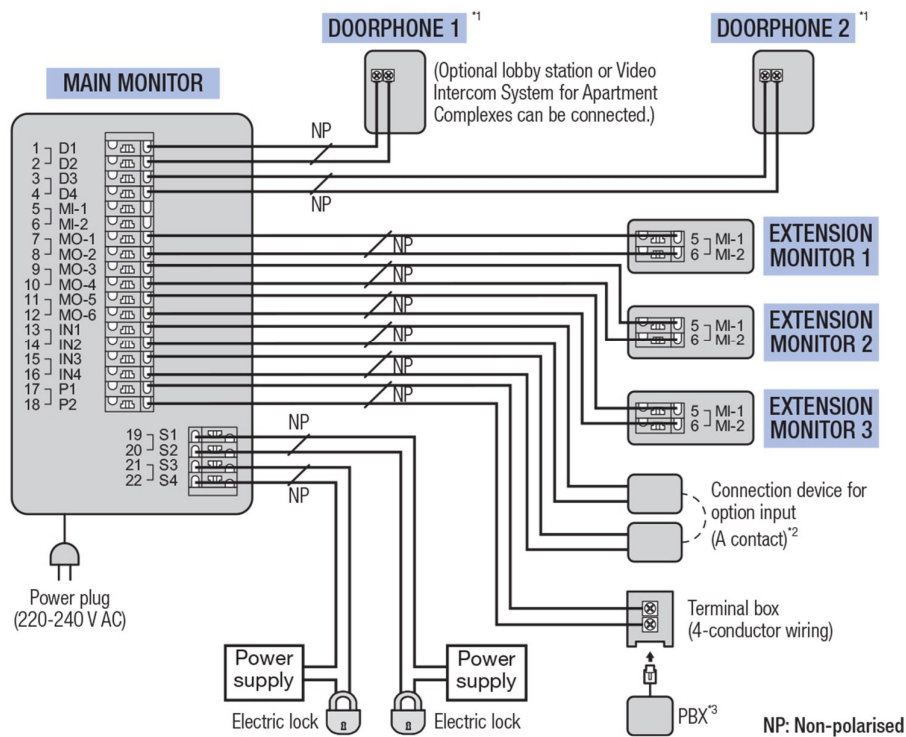
### • Picture Recording Function:

The main monitor and extension monitor can record doorphone images from up to 50 doorphone calls or monitoring sessions. (up to 8 still images per visitor/session)

### • Night Vision with LED lights (illumination lamp):

Door station is equipped with LED lights (illumination lamp). It enables the colour display of visitors at a distance of about 50 cm at night.

## Wiring Schematic Diagram



\*1 When you use an additional doorphone, the maximum number of the electric locks that can be connected to the doorphone depends on the type of doorphone. Consult your dealer for further information.

For VL-V554 users:

- Make sure to only connect electric vehicle gate locks to the S3/S4 terminals of the doorphones.
- Make sure to only connect electric door locks to the S1/S2 terminals of the doorphones.

\*2 Connection devices for option input (A contact) can be used when a VL-V900 and VL-V700 series Video Intercom System for Apartment Complexes is used.

- Make sure to connect emergency terminals to the IN1/IN2 terminals.
- Make sure to connect doorbells to the IN3/IN4 terminals. A doorbell and doorphone 2 cannot be used together.

\*3 Connectable PBX Model Numbers: KX-TDA30/100/100D/200/600 series, KX-TDE100/200/600 series, KX-NS300/500/700/1000 series  
Please consult your dealer when connecting with a PBX.

www.taif-alalmas.com 920002961 الرقم الموحد  
Unified Number



**Panasonic**  
**VL-SWD272**

شركة طيف الألماس التجارية  
Taif Al-almas Trading Company



## Wire type and length

| Wiring run  | Wire type <sup>4</sup>   |                 | Length (Max.)                                      |
|---|--|-----------------|--|
|   | Diameter   |                 |  |
| Doorphone –<br>Main monitor –<br>Extension monitor <sup>5</sup>               | $\varnothing$ 0.65 mm  | 22 AWG          | 100 m  |
|   | $\varnothing$ 1.0 mm   | 18 AWG          | 130 m  |
|   | $\varnothing$ 0.5 mm   | CAT 5           | 50 m   |
| Main monitor – Electric lock <sup>6</sup>                                     | $\varnothing$ 0.5 mm - $\varnothing$ 1.2 mm<br>(24 AWG - 17 AWG) |                 | According to specification<br>of connected device. |
| Main monitor – Connection device<br>for option input (A contact) <sup>6</sup> | $\varnothing$ 0.5 mm - $\varnothing$ 1.2 mm<br>(24 AWG - 17 AWG) |                 | According to specification<br>of connected device. |
| Main monitor – PBX  | $\varnothing$ 0.65 mm  | CAT 3 or 22 AWG | 100 m  |

\*4 Type: Single-pair cable with outer sheath (jacket)

Conductor: Copper solid

- A certified power supply wiring has to be used with this equipment. The relevant national installation and/or equipment regulations shall be considered. A certified power supply wiring not lighter than ordinary polyvinyl chloride flexible wiring according to IEC 60227 shall be used.

\*5 When an extension monitor is used, make sure that the total wiring length from the doorphone to the main monitor and then to the extension monitor, is within about 100 m.

\*6 When using an electric lock or a connection device for option input (A contact), select a device that meets the following guidelines:

- Electric lock connection terminal (S1/S2, S3/S4):
  - N/O dry closure contact
  - 30 V AC (1 A)/24 V DC (1 A) or lower
- Connection device for option input (A contact) terminal (IN1/IN2/IN3/IN4):
  - Input method: No-voltage contact
  - Open-circuit voltage between terminals: DC 7 V or less
  - Detection definite time: 0.1 seconds or more
  - Short-circuit between terminals: 5 mA or less
  - Resistance value: make: 500  $\Omega$  or less, break: 15 K $\Omega$  or more

## Accessory Information

**For the Sub Monitor:** AC adaptor  $\times$  1 (PNLV226), Rechargeable batteries  $\times$  2, Charger  $\times$  1

**For the Door Station:** Screw (3.8 mm  $\times$  20 mm)  $\times$  2

**For the Main Monitor Station/Extension Monitor:** Mounting bracket  $\times$  1, Screw (4 mm  $\times$  16 mm)  $\times$  2

## Optional Accessories

Door Station  
(Doorphone)

**VL-V522L**  
(Surface mount)



Door Station (Doorphone)

CMOS 0.3 M pixels  
**VL-V555** (Surface mount)

CMOS 1.0 M pixels

**VL-V554** (Surface mount)

**VL-V554U** (Flash mount)



Extension Monitor

**VL-MWD272**



Wireless  
Monitor Station  
(Sub monitor)

**VL-WD613**



DECT Repeater

**VL-FKD2**



Lobby Station

**VL-V590**

Up to 20 main  
monitors can  
be connected.



[www.taif-alalmas.com](http://www.taif-alalmas.com) **920002961** الرقم الموحد  
Unified Number



**Panasonic**  
**VL-SWD272**

شركة طيف الألماس التجارية  
Taif Al-almas Trading Company

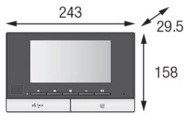
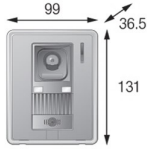

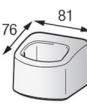
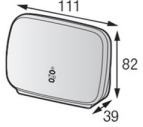


## Model Composition

VL-SWD272

VL-MWD272 x 1, VL-WD613 x 1, VL-V552L x 1

## Specifications

| Model number and name                                  | VL-MWD272  | VL-V552L   | VL-WD613   |  | VL-FKD2  |
|--|--|--|--|--|--|
|  | Main Monitor Station (Main monitor)<br>Extension Monitor   | Door Station (Doorphone)   | Main body  | Charger  | DECT Repeater  |
| Dimensions (mm)  | Up to 3 <sup>*1</sup><br>(not including the main monitor)<br> | Up to 2<br>                             | Up to 6 <sup>*1</sup><br> |                           | Up to 2<br> |
| Power source   | 220-240 V AC, 50/60 Hz   | Power supplied by the main monitor   | Rechargeable Ni-MH (AAA x 2)   | AC adaptor (PNLV226)<br>Input: 220-240 V AC, 0.1 A, 50/60 Hz<br>Output: 5.5 V DC, 0.5 A                      | AC adaptor (POLV219)<br>Input: 220-240 V AC, 0.1 A, 50/60 Hz<br>Output: 6.5 V DC, 0.5 A        |
| Power consumption                                      | Standby: Approx. 2.5 W<br>During operation: Approx. 10 W   | -  | -  | Standby: Approx. 0.4 W (when the sub monitor is not placed in the charger)<br>During charging: Approx. 1.4 W | Standby: Approx. 1.5 W<br>During operation: Approx. 2.3 W (when transmitting)                  |
| Dimensions (H x W x D) (Excluding protruding sections) | 158 x 243 x 29.5 mm  | 131 x 99 x 36.5 mm   | 173 x 52 x 30 mm   | 43 x 81 x 76 mm  | 82 x 111 x 39 mm   |
| Weight   | 825 g <sup>2</sup>   | 200 g  | 160 g (including the batteries)  | 70 g (excluding the AC adaptor)  | 88 g (excluding the AC adaptor)  |
| Operating environment                                  | Ambient temperature: Approx. 0 °C to +40 °C<br>Relative humidity (non-condensing): up to 90 %  | Ambient temperature: Approx. -15 °C to +55 °C<br>Relative humidity (non-condensing): up to 90 %<br>(tested up to -20 °C) | Ambient temperature: Approx. 0 °C to +40 °C<br>Relative humidity (non-condensing): up to 90 %              | Ambient temperature: Approx. 0 °C to +40 °C<br>Relative humidity (non-condensing): up to 90 %                | Ambient temperature: Approx. 0 °C to +40 °C<br>Relative humidity (non-condensing): up to 90 %  |
| Display  | 7-inch wide colour / WVGA (800x480 pixels)   | -  | 2.2-inch colour / QVGA (320x240 pixels)  | -  | -  |
| Display language                                       | English, Arabic  | -  | English, Arabic  | -  | -  |
| Talking method   | Hands-free   | -  | Hands-free   | -  | -  |
| Frequency range  | 1.88 GHz to 1.90 GHz   | -  | 1.88 GHz to 1.90 GHz   | -  | 1.88 GHz to 1.90 GHz   |
| Viewing angle  | -  | Horizontally: Approx. 87°<br>Vertically: Approx. 66°   | -  | -  | -  |
| Installation method                                    | Wall mount<br>(mounting bracket supplied)  | Surface mount (mounting base supplied)   | -  | -  | -  |
| Minimum illuminance required                           | -  | 1 lx<br>(within approx. 50 cm from the camera lens)  | -  | -  | -  |
| Lighting method  | -  | Warm white coloured LED lights,<br>Infrared LEDs   | -  | -  | -  |
| Transmitting range                                     | -  | -  | Approx. 100 m (line-of-sight distance from the main monitor)   | -  | Approx. 100 m (line-of-sight distance from the main monitor)                                   |
| IP rating / IK rating                                  | -  | IPX3 <sup>3</sup>  | -  | -  | -  |
| External material                                      | Flame retardant PC+ABS resin,<br>Flame retardant ABS resin   | Flame retardant ABS resin  | ABS resin  | ABS resin  | PS resin   |

\*1 When sub monitors and extension monitors are used together, a total of up to 6 sub monitors and extension monitors can be registered.

\*2 Including AC cord. The weight of the AC cord differs depending on the region.

\*3 Water resistance is only assured if the doorphone is installed correctly according to the instructions in the Installation Guide, and appropriate water protection measures are taken.

www.taif-alalmas.com 920002961 الرقم الموحد  
Unified Number

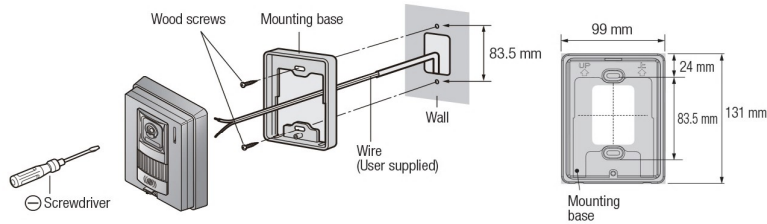


**Panasonic**  
**VL-SWD272**

شركة طيف الألماس التجارية  
Taif Al-almas Trading Company

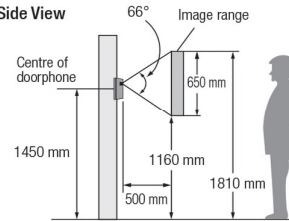


### Installing the Doorphone

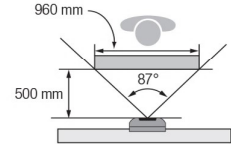


#### Installation Position

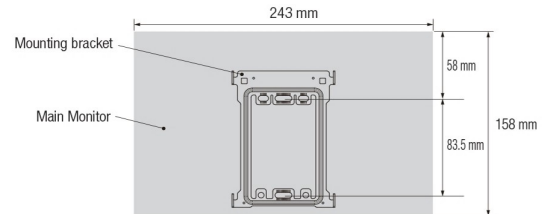
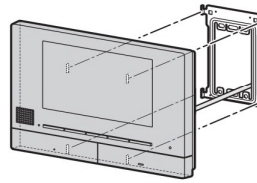
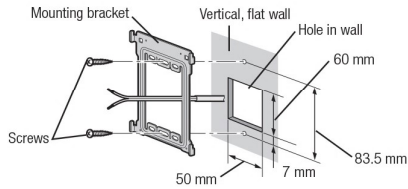
##### Side View



##### Top View



### Installing the Main Monitor/Extension Monitor



#### Important

– Safety Precaution: carefully read the operating instructions and installation manual before using this product.

- The actual product may vary slightly from photograph.
- Weights and dimensions are approximate.
- Design and Specifications are subject to change without notice.
- These products may be subject to export control regulations.

[www.taif-alalmas.com](http://www.taif-alalmas.com) 920002961 الرقم الموحد  
Unified Number

