


Emergency Telephone System (ETS)









Description

The ETS is designed as a fireman's telephone system and/or a disabled refuge system, or a combination of both.

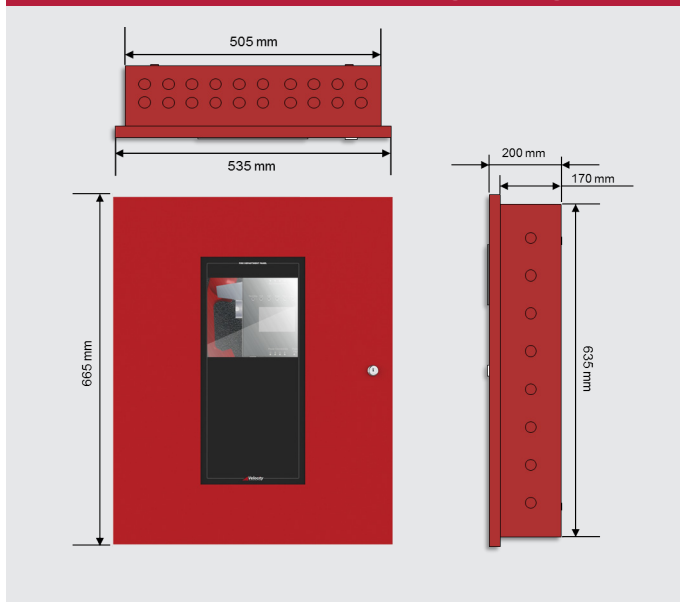
This system will enable the emergency services to maintain a constant contact with people in the refuge area who may seek assistance. It also allows fire fighters and others to communicate during an emergency situation.

The ETS-CP control panel can accommodate up to 120 outstations (TS-OS, JS-OS & HF-OS) on a 1000 metre loop.

Features

-  BS5839 part 9 (2011) compliant
-  Integral 24Vdc power supply 5 Amp
-  LCD Display
-  7 status LEDs
-  Fault & alarm relay output
-  4 Wire system (2 x Power + 2 x Communication)

Dimensions (mm) & Weight (kg)



Technical Specification

Model	ETS-CP/R
Part No.	195-300
Handset Colour	Red
Total No. of Outstations	120
System Voltage	24Vdc
Max Bus Length	1000m
Bus Voltage	24Vdc
Standby Current	240mA
Full Load Current	500mA
Operating Temperature	< 50°C
Relative Humidity	< 90% RH
Integral Power Supply	5.0A
Max Battery Sizes	34.0A
Weight	18.50kg