



LED's and Lighting Supplies

These are not on my website and all prices are in Canadian dollars:



I buy my supplies from Evans in the US but you might find these prices better than paying the exchange. If so thank you for your order if not, no worries, do what is best for your pocketbook.

These are all 3V individual LED's



As you can see the LED's on the left are a little large for ¼ scale but they do work great in 12th scale.


The resistors are right there and cannot be cut off so you have to be aware of how to hide these wires.



The **mega** is very bright BUT also can wear a coin cell battery down very quickly, so needs to be on a AA battery. The **chip** is perfect for a ceiling light in small ¼ scale rooms with multiples being used or larger rooms. The **nano** and **pico** work in table lamps. The **pico** and **Z** being the best for 144th scale.

These are all priced at \$ 4.00 cdn each.



warm white vs cool white



warm white is a comfortable relaxing light for indoors

cool white can be harsh inside but, in a kitchen, or especially outside they work perfect.


There are also coloured LED's, ones that blink and even ones that breath but for most projects these are the most popular.



When you go to use your LED it comes like the picture on the right with the diode facing sideways. This is the back, the yellow square is where the light actually is.

You need to gently bend the wires with either your fingers or tweezers, so your diode faces down to have the light shinning down and not towards the side.


What it looks like after the bend and ready to use.





If you are using 1.8, 3mm or 5mm LED's they too need to be bent so you can more easily hide the resistor.

Pre packaged LED's for fireplaces:



The Fire Kit is a combination of 3 LEDs: a flashing red, a flashing orange and a solid orange. The secret to the fire effect is the different flash rates giving a random effect. You get a ready-to-use pack of 3 LEDs, battery not included.

I usually use a piece of shrink tube to hold the 3 LED's together to make it easier to install in my fireplace.



- 1.8 LED fire kit **\$ 12.00**
- Pico LED fire kit **\$ 16.00**

Now we come to Accessories to go with the LED's

Battery Packs:

- Coin cell with switch and shrink tubes **\$ 5.00**
- AA battery holder with switch and shrink tubes **\$ 4.50**

- AA battery holder with switch, shrink tubes and connector pre attached. **\$ 7.00**



Male and female connector

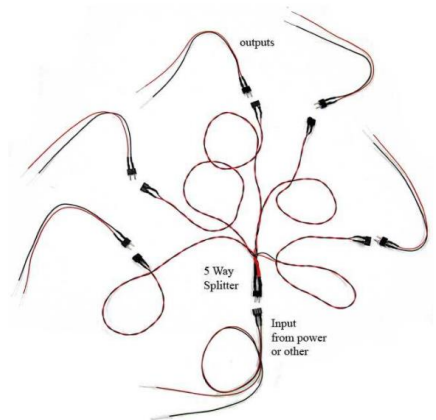
- 8" wires **\$ 2.00**
- 14" wires **\$ 2.50**



3 way and 5 way connections

input from battery pack with 3 or 5 connectors to attach 3 or 5 room boxes or houses to a single battery pack.

- 3 way **\$ 7.75**
- 5 way **\$ 11.50**



I do have more lighting supplies, but these are the main items you will need to light your projects.


I also have lots of beads that work very well for shades although some of them are large on our quarter scale lamps.



These are "tulip" style, come in lots of colours and are 1/4" tall x 3/8" wide at the base so finished lamps like these which end up being 3/4" tall.



These beads also make great large bowls in qtr scale and smaller bowls in 12th scale.



This style "petunia" is wider but shorter and is perfect for torchiere style table and floor lamps.



I do have a limited number of colours and quantity of this style.

These are 3/8" wide x 3/16" high or deep



Here are a few samples of lamps done with these beads.

I have not done a show since covid of course so have not ordered supplies since then but when I checked the prices today, well let's just say nothing will be the same again.

For the stock I have on hand I am offering these lucite beads at 15 cents a pair.

Jewelry findings?? I have more of them than I have beads, way too many to include here, but you see a couple of them in the pictures above.

I have them in lamp kits, individually and even in variety packs.

While there is still a little room on this page enjoy these pictures.

Qtr scale chandeliers



parts of chandeliers



and of course lots of 12th scale

Yeah so much for room on the page



email Liz liz@taffyandme.com
Website www.taffyandme.com
Facebook will keep you up to date on what I am doing, new items etc.
www.facebook.com/TaffyandMe

Now I cannot do anything about shipping, everything must go into a bubble envelop and cannot go as regular mail which is paper only, and the PO's around here often check to make sure nothing but paper is in the packages.

So, shipping would be \$ 8.00 but if it comes out less, I will refund any overage.

What I can do is offer all club members a 10% discount on any order.

Thank you for browsing these items, if you require any more information or have any questions do not hesitate to email me

email Liz liz@taffyandme.com
Website www.taffyandme.com
Etsy <https://www.etsy.com/shop/TaffyandMeCreations>
Facebook www.facebook.com/TaffyandMe