

Everything You Always Wanted To Know About Cricuts!


But were afraid to ask

No, not this kind of cricket...



...Not this kind either

This kind of Cricut!



Cricuts 101



- Which model is best for you?
- What extra tools do you need?
- What materials can it work with?
- What software does it use?
- What file types does it use?
- How do I complete a project?

**I'll check in periodically for questions
before moving on to a new topic**

Hold on to your big questions for the end



So what is a Cricut?

A computer controlled cutting & tooling machine



1. Insert a mat with your material
2. Computer tells it what to do
3. Eject the mat with your finished project



Cricut Maker® 3

Our most powerful, versatile machine with unique capabilities.



~~C\$ 549.99~~ **C\$ 489.99**

Prices from Cricut.com

Materials

300+

Everything Cricut Explore cuts, plus fabric, leather, balsa wood & more

Tools

13

Fine-Point Blade
Deep-Point Blade
Pens & Markers
Scoring Stylus
Foil Transfer tool
Bonded-Fabric Tool
Rotary Blade
Knife Blade
Scoring Wheels (Single & Double)
Engraving Tool
Debossing Tool
Wavy Blade
Perforation Blade

Cut Force

10X

with Adaptive Tool System™

Cut Speed

Up to 2X

Compared to Cricut Maker

Smart Materials

13 in wide, up to 75 ft

Max Cut Length

12 ft

Roll Holder

sold separately

Cricut Explore® 3

Full-featured cutting machine for popular craft projects.



~~C\$ 399.99~~ **C\$ 329.99**

Materials

100+

Wide range of lightweight & specialty materials

Tools

6

Fine-Point Blade
Deep-Point Blade
Pens & Markers
Scoring Stylus
Foil Transfer Tool
Bonded-Fabric Tool

Cut Force

Standard

Cut Speed

Up to 2X

Compared to Cricut Explore Air 2

Smart Materials

13 in wide, up to 75 ft

Max Cut Length

12 ft

Cricut Joy™

Ideal for quick, everyday projects without the learning curve.



~~C\$ 249.99~~ **C\$ 149.99**

Materials

50+

Including sticker paper, vinyl, iron-on, pre-scored cards & more

Tools

3

Cricut Joy Blade
Cricut Joy Foil Transfer Tool
Cricut Joy Pens & Markers

Cut Force

Standard

Cut Speed

Standard

Smart Materials

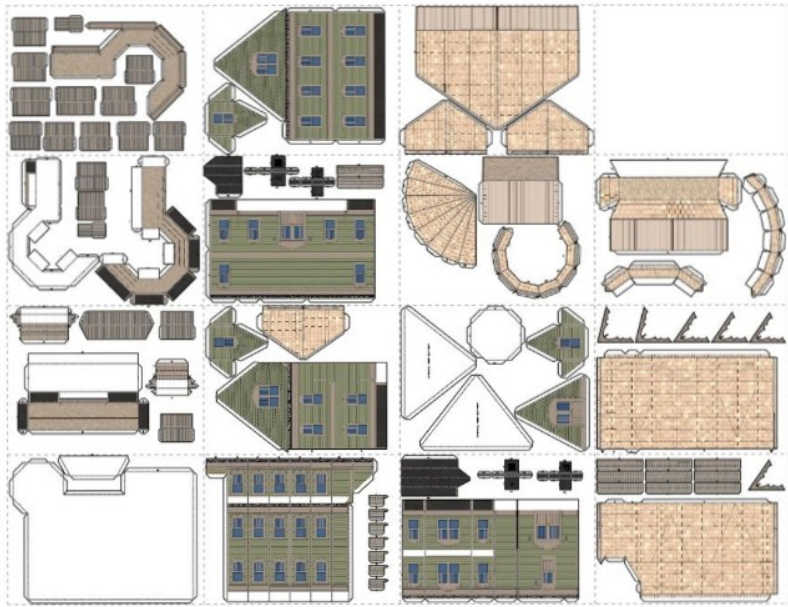
5.5 in wide, up to 20 ft

Max Cut Length


4 ft








Stencils, Doors, Stairs, Engraved Acrylic & More





- Great For Saving Material
- Eliminates Human Error
- Precise Cutting Ability
- Eliminate Strain & Reduce Pain From Arthritis Or Repetitive Stress Injuries

What is Cricut?

Cricut® makes smart cutting machines that work with an easy-to-use app to help you design and personalize almost anything – custom cards, unique apparel, everyday items & so much more.



Free App

Works with an easy-to-learn companion app



Endless Possibilities

Upload your own designs or create using the Cricut library




For You

No design experience required – learn as you make!

Questions?





Is A Cricut The Same As A Laser Cutter?

- No
- More affordable than a laser cutter
- Can't cut material thicker than 2.4 mm
- Uses a physical blade or tool instead of a laser
- Much slower than a laser cutter



Cricut or Silhouette?

- Cricut software is easier to use
- Silhouette software can do more complex things
- Silhouette software is much more complex to learn
- Otherwise the machines are very similar in overall capabilities



Overview Of Blades & Tools:

- Machine comes with basic cutting tool, called the fine-point blade
- It holds a tool in Clamp A and a tool in Clamp B
- Different tools only work with certain materials or perform certain actions
- Machine knows what tool is loaded
- The software will tell you when to install a different tool or blade
- Maker can use all the tools, but some are not compatible with the Explore
- Joy has it's own unique tools



Maker Tools

Knife Blade: For thick & strong materials

Engraving Tip: For engraving

Rotary Blade: For cutting fabric & delicate materials

Debossing Tip: Similar to embossing

Perforation Blade: Cuts a perforated cut line

Double Scoring Wheel: Makes a double score line

Single Scoring Wheel: Makes a single score line

Wavy Blade: Cuts a wavy line

Maker & Explore Tools

Fine-Point Blade: Standard cutting blade

Deep-Point Blade: Slightly bigger than standard blade

Bonded Fabric Blade: For cutting bonded fabric

Foil Transfer Kit: For foil embossing pressure foil

Joy Tools

Joy Foil Transfer Kit: For foil embossing

Joy Blade: Standard cutting blade



Setting Up A Cricut

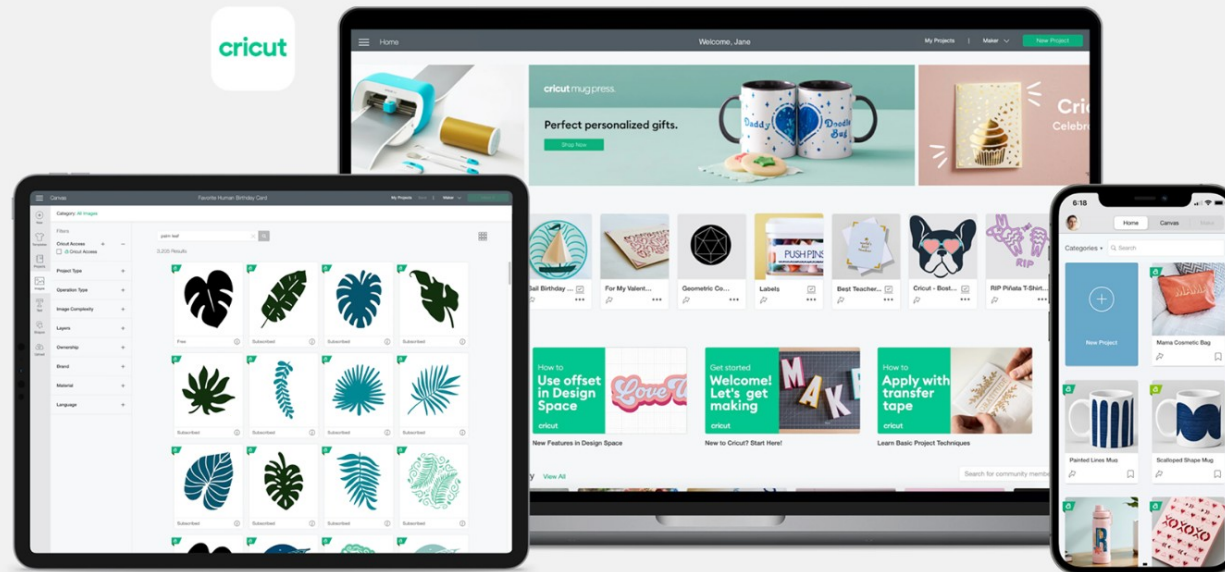
It's easy!

- ✓ Leave space around machine for mat to move in and out
- ✓ Follow the steps in the booklet

**Make
your test
project!**



Cricut Software: Design Space (DS)



- Cricut machines can only run on DS
- You have to complete the project in DS
- You don't have to design the project in DS
- DS allows uploading
- Purchase or design your own SVG files
- Upload the project, only have to use DS to send it to the Cricut



Make Your Own SVG Designs!

- Designing a project in DS is very limiting
- Work in a graphics program that works with SVG files
- Adobe Illustrator, Corel Draw, Inkscape, Gimp, & Vectornator are all good options
- Personally I'd recommend Inkscape, it's free, easy to use, and works great



So what's an SVG?

SVG: Scaleable Vector Graphic

- It's an image format, like a jpeg or png
 - They look the same but they're not interchangeable when it comes to DS
- You can't easily convert an image to an SVG
- You can upload other file types and use the editing tools, but it's not great
- Uploading PNG is better, but SVG is best



No SVG?
No Project File?
No Problem!

Let's Design One
From Scratch
In Design Space:



What About Working With Your Own Materials?

- Cricut brand materials work best with the factory calibrated material settings
- Any materials designed for these machines will work, including the silhouette ones
- You may need to adjust the settings if it's not the Cricut brand material
- You can make a custom material setting to cut something not made for the Cricut
- Always monitor the machine through the cut

Use caution cutting a custom material for the first time! This can seriously damage the machine.



Where To Buy One?

www.Cricut.com

- ✓ Get a Cricut Access membership to get a discount
 - ✓ Best prices & great bundles
 - ✓ Almost always a code for free shipping
 - ✓ Ships fast!

Buying a used machine? Be careful



Standard

Design Perks

- ✓ Unlimited use of 200,000+ images
- ✓ Unlimited use of 700+ fonts
- ✓ 10% off licensed images¹
- ✓ 1,000s of ready-to-make projects
- ✓ Unlimited collections²

Savings Benefits

- ✓ C\$10 coupon for cricut.com every 3 months (includes free shipping)³
- ✓ 10% off cricut.com purchases, including machines (up to C\$50 savings per item)⁴

Plus

- ✓ Priority Member Care
*Enjoy your Cricut Access benefits across all Cricut design apps, including Design Space and Cricut Joy app.

C\$ 12.99

per month

C\$ 129.99

per year

Premium

Design Perks

- ✓ Unlimited use of 200,000+ images
- ✓ Unlimited use of 700+ fonts
- ✓ 10% off licensed images¹
- ✓ 1,000s of ready-to-make projects
- ✓ Unlimited collections²

Savings Benefits

- ✓ C\$10 coupon for cricut.com every 3 months (includes free shipping)³
- ✓ 10% off cricut.com purchases, including machines (up to C\$100 savings per item)⁴
- ✓ 20% off all materials⁵
- ✓ FREE economy shipping on C\$50+ orders⁶

Plus

- ✓ Priority Member Care
*Enjoy your Cricut Access benefits across all Cricut design apps, including Design Space and Cricut Joy app.

C\$ 149.99

per year



Project Workflow In Design Space!

Back Over To Design Space...



Please feel free to email me if you have any other more complicated questions! I'm happy to help.



All we have left to do now is spin the wheel...

