

FLOWERS AND BUSHES (Barb Striethorst)

Since I do not know what members are doing for their projects, this presentation will only provide ideas for consideration.

Sunni sent me a couple of photos that may give you some ideas.



At the end of the presentation, I will list some books, websites and YouTube links for further inspiration.

There are three main sources for flowers and bushes:

1. Purchased already made items
2. Kits to assemble
3. Own ideas made from materials on-hand/repurposed items

I will provide some examples for each of the above, with the biggest emphasis on do it yourself ideas.

There are lots of pictures. Many of these items I have had for several years. What is available currently at dollar stores, Michaels, Home Sense/Winners, IKEA, Hobby Wholesale, etc. is variable. My examples are just samples of what can be made from fake florals/leaves. The exact products that I am showing may not be available.

PURCHASED READY MADE ITEMS



QS Hedges



Tiny Trees


Check Michaels Children's section and Hobby Wholesale (6136 Gateway Blvd NW, Edmonton) for Woodland Scenic ready made items. Even dollar stores may have finished goods.

Tree trunks can always be trimmed down to make bushes. Smaller scale trees can make bushes.

What have you bought from our Show and Sale?

What items do you already have in your stash?

KITS TO ASSEMBLE



Michaels did carry school project kits by Woodland Scenics. Check availability at your local store.



Mini Tree Landscape Mini Water Landscape

They may now just carry ArtMinds kits such as these.

Kit contents do not have to be used as intended. Look at what else you can do with the greenery or colored elements.

Again, check out Hobby Wholesale and any train stores.



KITS TO ASSEMBLE (continued)

Check your favorite shopping sites for kits, check your stash for those unfinished plant/flower kits.

Here is a 1/12 scale clematis kit that I did for the club several years ago that may fit into your landscape.

Did you finish yours?

Trellis by Tina.

Note: This is a retired kit.



[Where is your Staghorn Fern birthday gift?
It may fit into your fantasy world}

(My on hand kits are more suitable for
'regular gardens' but you can always
ask.)

DO IT YOURSELF MATERIALS AND IDEAS

Ferns. There are many fake ferns to be found,



The stems/fronds can be taken apart and be made into miniature ferns. Glue small lengths of wire to the bottom of smaller fronds if necessary to facilitate planting.



DO IT YOURSELF (continued)

Cactus and Succulents. Fake plants can be cut down to form scale items.



Fake plants can be cut down/disassembled to form scale items.



In vases but can be planted in the ground.

On my 'Little Stump House'

DO IT YOURSELF (continued)

Miscellaneous Foliage. There are many types of foliage to be found.



IKEA Plant



Dollarama Plant



Michael's Plant

DO IT YOURSELF (continued)

Miscellaneous Foliage (continued). These can be disassembled. Here are a couple of examples:



DO IT YOURSELF (continued)

Moss. There is loose moss but also 'moss stones'.



I bought this large bag in anticipation of doing the 'Tufty Burrows' project. On the right is how I used moss on my 'Little Stump House'.



The moss and moss stones can be used to make bushes; can add leaves or add flowers



DO IT YOURSELF (continued)

Foliage Fluff and Clumps. Hobby Wholesale and any train store will have a variety of green fluff and clump foliage, even in net form. This can be used to augment the foliage on plants and bushes, as well as trees. Look at the size of the 'granules' to see what may work for your project.



Here, I have used lumpier fluff to turn a piece of loose moss into a more substantial bush.



Paint styrofoam shapes green and then cover with green fluff for bushes and topiaries

DO IT YOURSELF (continued)

Foliage Ropes and Garlands. There are many of these available to use to make bushes and plant leaves. Most I have obtained at dollar stores over the years.



[The challenge is to unwind them!!]

Some ideas: Use for vines and climbing plants. The example right may turn into a seating unit, as the arbor turned out a little short!



DO IT YOURSELF (continued)

FLORAL. There are many fake florals available to repurpose.



Not all are successful however! I bought these at a dollar store because they offered multiple colors. Unfortunately, they have done a lot of 'shedding'. They are likely headed for the bin. Buyer beware!



DO IT YOURSELF (continued)

Some ideas – let's just call them 'Fantasy Flowers'!:



DO IT YOURSELF (continued)



I bought these florals in 8 colors from a dollar store quite awhile ago. The tiny flowers can be used in clumps or singly.

I used these flowers on my 'Little Stump House'.



DO IT YOURSELF (continued)

Beet Seed Roses. These may not get a passing grade under a microscope, but are fine from a distance.



I did a mockup as this may work well with Tina's arbor workshop in March.



DO IT YOURSELF (continued)

Colored Fluff. Available at Hobby Wholesale and train stores.




Flowersoft – check scrapbook stores.




Punches and Punchies.

Digital Cutting Machines such as Cricut and Silhouette.

??Are there patterns for 3D printed flowers and plants??



Bird of Paradise Leaves



Anthurium Flowers

DO IT YOURSELF (continued)

Pots. There are many sources of free pots available:



Caps from lip balm, toothpaste
Game Pieces
Hotel toiletry lids
Beads

I just saved this great pair of vases
from a window blind – they are the
string pull weights!



RESOURCES FOR MORE IDEAS

Books

- Gardening in Miniature by Janit Calro. While this uses live plants, it makes a good reference.
- Fairy Gardening 101 by Fiona McDonald. Again live plants.
- The Dolls' House Gardener by Lionel Barnard & Michael Hinchcliffe. Structures.
- And just for fun, if you need 'occupants' – Fantastic Fairies and their friends by Julie Sharp

Websites

- https://www.etsy.com/ca/market/mary_kinloch
- <https://www.ebay.ca/str/tropicalminiaturesbymarykinloch>
- <https://www.thesprucecrafts.com/make-miniature-flowers-for-dolls-house-2365464>

YouTube

- <https://www.youtube.com/playlist?list=PLdgu00i8Bt6VC7voiXt5IagWTaEswroz> (Mary Kinloch)
- <https://www.youtube.com/watch?v=VTAhWvzsE9s>