

Quality Care Residential Homes

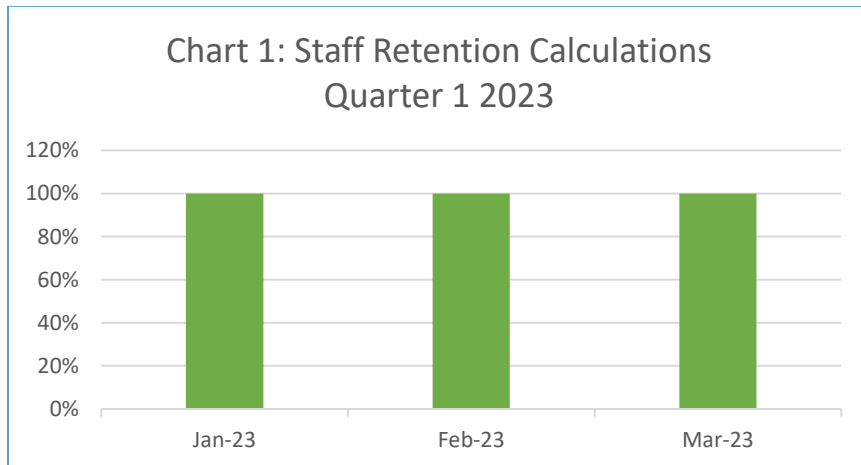
Quarterly Performance Quality Improvement Report Spring Q1 2023

INTRODUCTION

This is the Ninth edition of the Quality Care Residential Homes, Inc. Quarterly Performance and Quality Improvement (PQI) report. This report is intended for all stakeholders, including clients, agency staff, board members, contracted agencies & any individual who is interested in the work of the organization. This report will focus on Fiscal 2023 first quarter results of group home programming. During this period the organization was directly impacted by COVID-19, employment challenges and the current economy as reflected in the report. In addition, Quality Care Residential Homes is a small agency. We look forward to your feedback and we fully appreciate your support. Also, additional information on the agency PQI program can be found on our organization website including an updated PQI plan.

OUTPUTS

Our agency measures outputs on a quarterly basis as the organization is primarily funded on a fee-for-service formula. As identified on the graphs Quality Care has met targets.

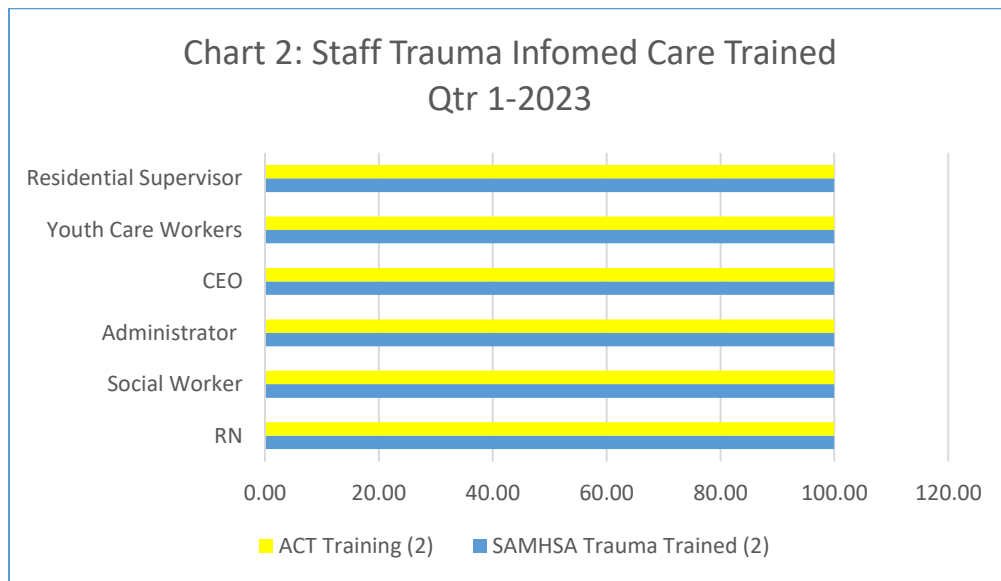


The retention of staff calculations (Chart 1) demonstrates between the periods of January-March 2023 quarter to date there has been stability of staff retention in the first quarter of 2023.

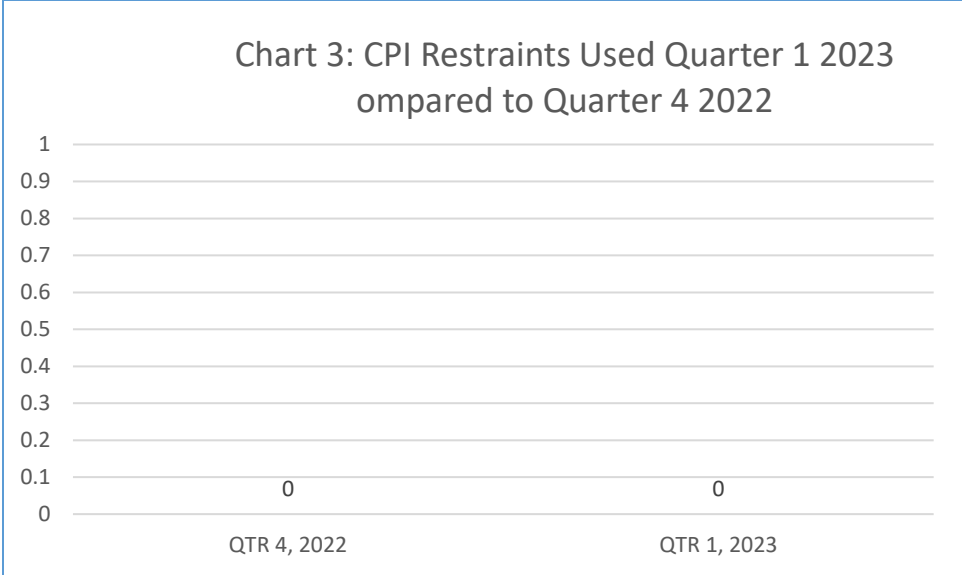
A staff satisfaction survey was distributed to staff for the 2022 quarter 3 analysis of the 3rd quarter report. Staff satisfaction surveys are done 1-2 times per year. Quality Care is looking to gauge 65-75% satisfaction. Satisfaction data will be in the third quarter report of 2023.

A client satisfaction survey was distributed to youth at the end of September and part of October 2022 to engage dialogue on youth’s level of satisfaction with programming overall, this report does not include new data this period to report. Client satisfaction surveys are distributed and completed in our 3rd quarter report analysis. There is no data to report this 1st quarter.

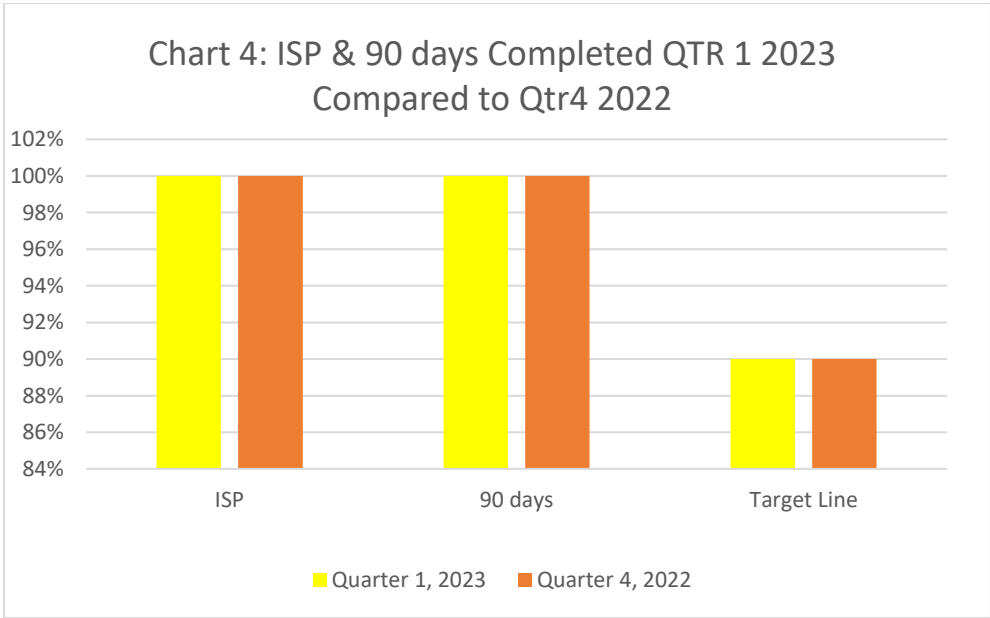
Staff have been trained on the trauma informed care approach and the model utilized by Quality Care at a rate of 100% this first quarter which also meets the benchmark (Chart 2).



Staff restraints were down significantly from years past typically there would be around 2-3 per year this past report indicates that there were zero restraints utilized during the 2022 4th quarter and 1st quarters to date in 2023 (Chart 3). There has been more trauma informed care training which staff attributes to the decrease, additionally use of more verbalization and talk down techniques along with redirecting behaviors.

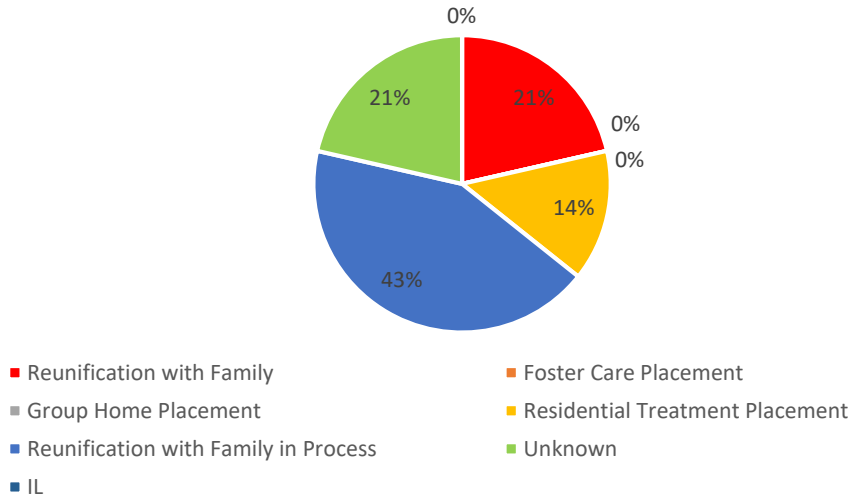


Quality Care had a 100% rate of ISPs and 90 days completed during the 1st Quarter (Chart 4). Quality Care continues to be on track with timely completion of ISPs and 90 day reviews for youth in programming.



Quality Care has had a 43% rate of reunification in process this means visitations are occurring with plans to reunify with family or step down in the past 1st quarter of 2023 (Chart 5). Additionally, 21% of clients have already reunified with family. The target was to be at 80% for step down or reunification in process we were at 64% this 1st quarter.

Chart 5: Percentage Placement Outcomes
Quarter 1, 2023



Overall Quality assurance of children records were at 100% compliance as displayed on Chart 6. Continued weekly and monthly quality assurance of records assists in maintaining the highest level of standard of care, tracking all service needs are met.

Chart 6: Children Records QTR 1 2023

