

# **Quality Care Residential Homes**

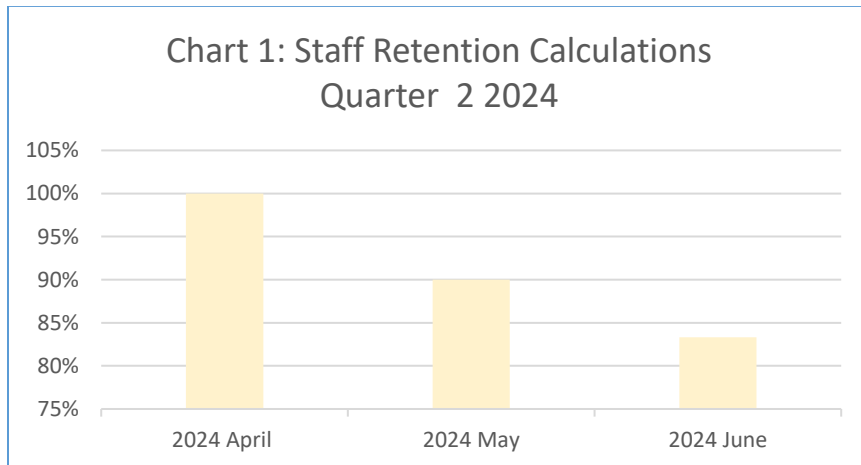
## **Quarterly Performance Quality Improvement Report Summer Q2 2024**

## INTRODUCTION

This is the Fourteenth edition of the Quality Care Residential Homes, Inc. Quarterly Performance and Quality Improvement (PQI) report. This report is intended for all stakeholders, including clients, agency staff, board members, contracted agencies & any individual who is interested in the work of the organization. This report will focus on Fiscal 2024 second quarter results of group home programming. During this period the organization was directly impacted by major employment challenges and the current economy as reflected in the report. In addition, Quality Care Residential Homes is a small agency. We look forward to your feedback and we fully appreciate your support. Also, additional information on the agency PQI program can be found on our organization website including an updated PQI plan.

## OUTPUTS

Our agency measures outputs on a quarterly basis as the organization is primarily funded on a fee-for-service formula. As identified on the graphs Quality Care has met targets.

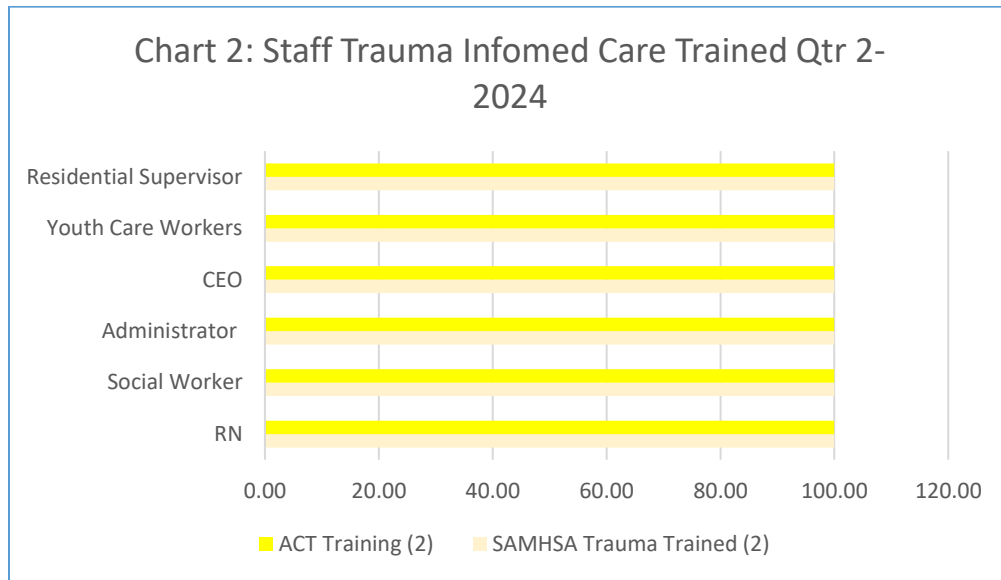


The retention of staff calculations (Chart 1) demonstrates between the periods of April-June 2024 quarter to date there has been a decrease in retention of staff compared to the prior quarter of 2024. The current unemployment rates and lack of candidates meeting qualifications continues to be a challenge in the current climate. Recruiting continues weekly.

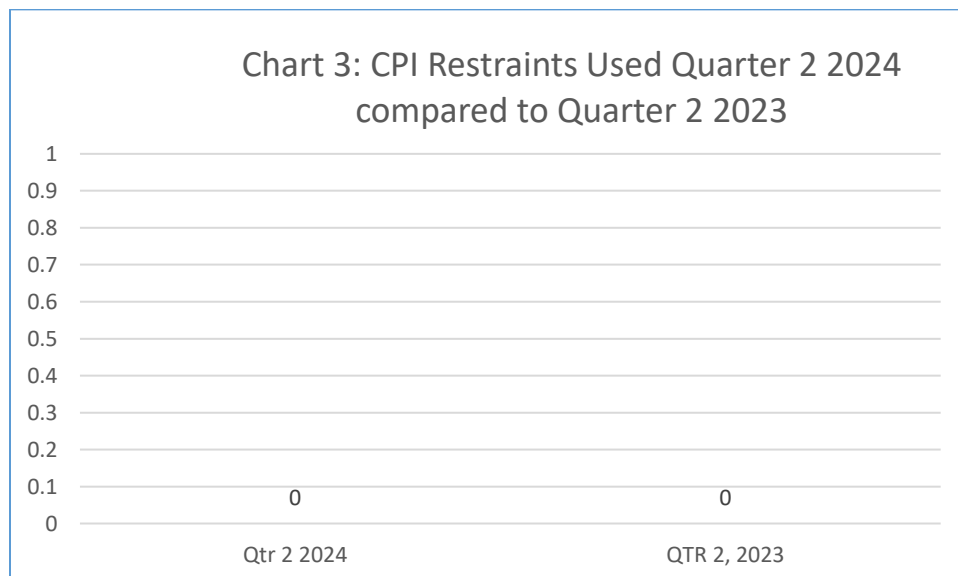
A staff satisfaction survey was not distributed in this period and are typically done annually during the third quarter of the year.

A client satisfaction survey is distributed to youth at the end of the third quarter to engage dialogue on youth’s level of satisfaction with programming. No satisfaction data was collected for the second quarter of 2024.

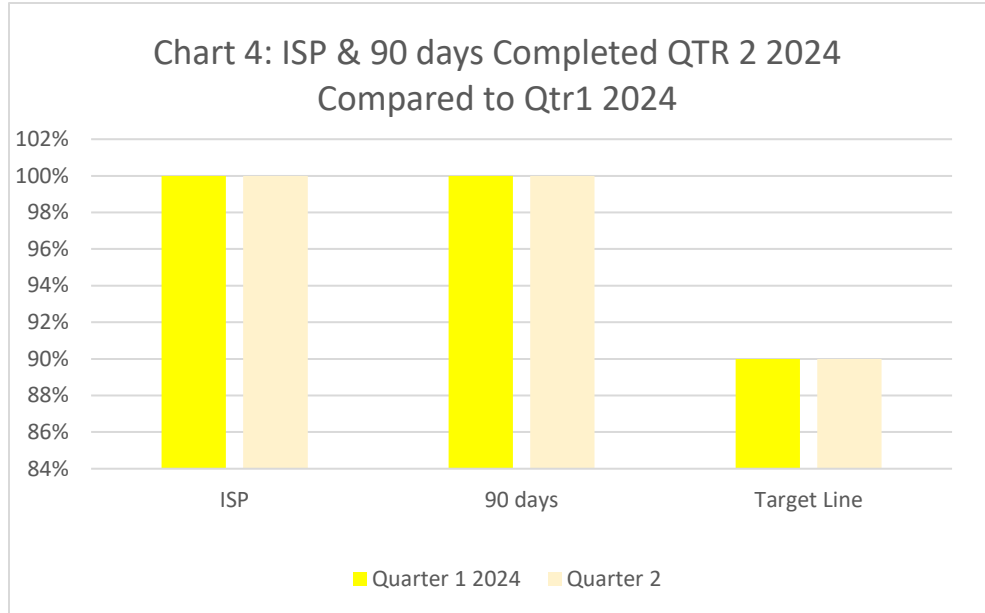
Staff have been trained in the trauma informed care approach and the model utilized by Quality Care at a rate of 100% this second quarter, which also meets the benchmark (Chart 2).



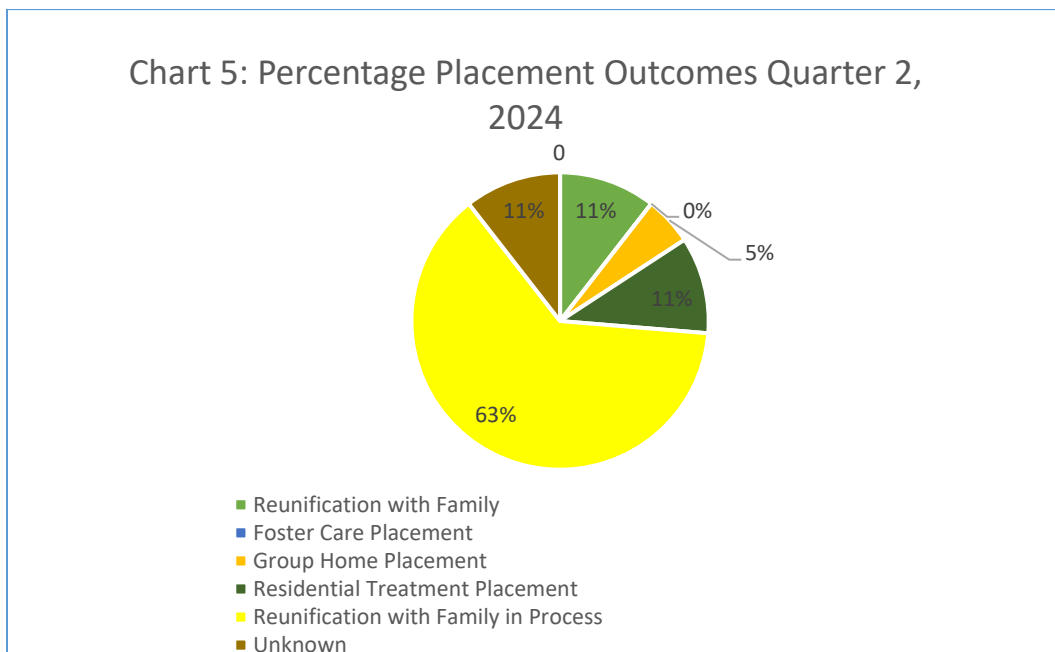
Staff restraints were down significantly from years past, typically there would be around 2-3 per year. This past report indicates that there were zero restraints utilized during the 2024 1<sup>st</sup> quarter and 2nd quarters to date in 2024 (Chart 3). There has been more trauma informed care training which staff attributes to the decrease, additionally use of more verbalization and talk down techniques along with redirecting behaviors.



Quality Care had a 100% rate of ISPs and 90 days completed during the 2nd Quarter (Chart 4). Quality Care continues to be on track with timely completion of ISPs and 90-day reviews for youth in programming.



Quality Care had an 63% rate of reunification in process this means visitations or contact is occurring with plans to reunify with family or step down in the past 2<sup>nd</sup> quarter of 2024 (Chart 5). Additionally, 11% of clients have visitations with family in process during this period however it was still unknown as to the next placement option for these youth at the time of this reporting period.



Overall, quality assurance of children records was at 100% compliance as displayed on Chart 6. Continued weekly and monthly quality assurance of records aids in maintaining the highest level of standard of care, tracking all service needs are met.

