

SEPTEMBER 1, 2021



DOBSON MARINE CHANDLERY

Tohatsu Mid Range Outboards :15hp - 60hp

DOBSON MARINE SERVICES LTD AND DOBSON MARINE CHANDLERY LTD
AUTHORISED DEALERS OF TOHATSU OUTBOARDS
33 Brendjean road , Morecambe, LA4 5SE

Tohatsu Mid Range Outboards : 15hp - 60hp

Tohatsu's range of smaller portable outboards offer some unique features not All of our mid-range outboards are equipped with Battery-less Electronic Fuel Injection technology for optimum fuel efficiency. Many of these outboards boast the title of 'lightest in their class' whilst continuing to uphold the quality engineering consistent with Japanese developed and manufactured products.

These outboards are available in a wide variety of models ranging from manual start to fully loaded with remote steering, power trim and tilt. Ultra Long extension kits are also available for all models as well as the option of fitting multifunction tiller handles to enhance usability for those not requiring remote steering.



MFS15 15hp 4-stroke outboard

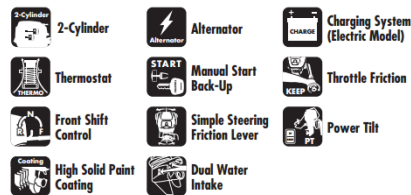
Models available:



- MFS15E S : 4STR Short Shaft, EFI
- MFS15E L : 4STR Long Shaft, EFI
- MFS15E EFS : 4STR Short Shaft, Elec Start, Tiller Control, EFI
- MFS15E EFL : 4STR Long Shaft, Elec Start, Tiller Control, EFI
- MFS15E EPS : 4STR Short Shaft, Elec Start, Remote Control, EFI
- MFS15E EPL : 4STR Long Shaft, Elec Start, Remote Control, EFI
- MFS15E EPTS : 4STR Short Shaft, Elec Start, Remote Control, Power Tilt EFI
- MFS15E EPTL : 4STR Long Shaft, Elec Start, Remote Control, Power Tilt EFI

Overview:

- Light and compact!
- Advanced cross-flow induction for smooth operation
- Canister style oil filter for easy replacement
- Larger capacity oil reservoir for optimum lubrication
- Ultra Low emission, EPA and CARB approved
- Tuned intake system for crisp takeoffs
- Electronic Fuel injection technology
- Lightest EFI outboard on the market
- Lightest outboard in its class
- Outstanding power to weight ratio
- 7 Year limited warranty



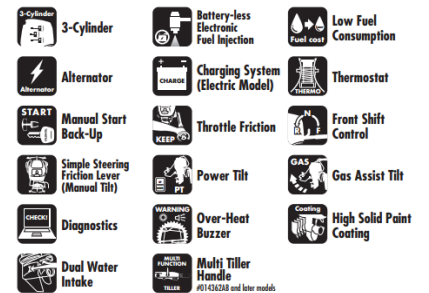
MFS20 20hp 4-stroke outboard

Models available:

- MFS20E S : 4STR Short Shaft, EFI
- MFS20E L : 4STR Long Shaft, EFI
- MFS20E EFTL : Electric Start, Tiller Control, Power Tilt EFI.
- MFS20E EFTS : Electric Start, Tiller Control, Power Tilt EFI.
- MFS20E EFS : 4STR Short Shaft, Elec Start, Tiller Control, EFI
- MFS20E EFL : 4STR Long Shaft, Elec Start, Tiller Control, EFI
- MFS20E EPS : 4STR Short Shaft, Elec Start, Remote Control, EFI
- MFS20E EPL : 4STR Long Shaft, Elec Start, Remote Control, EFI
- MFS20E EPTS : 4STR Short Shaft, Elec Start, Remote Control, Power Tilt EFI
- MFS20E EPTL : 4STR Long Shaft, Elec Start, Remote Control, Power Tilt EFI

Overview:

- Advanced cross-flow induction for smooth operation
- Canister style oil filter for easy replacement
- Larger capacity oil reservoir for optimum lubrication
- Ultra Low emission, EPA and CARB approved
- Tuned intake system for crisp takeoffs
- 7 Year limited warranty



MFS25 25hp 4-stroke outboard

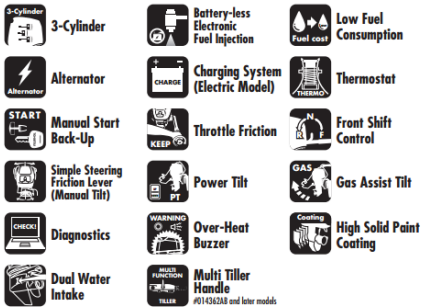
Models available:



- MFS25C S : 4STR Short Shaft, EFI
- MFS25C L : 4STR Long Shaft, EFI
- MFS25C EPS : 4STR Short Shaft, Elec Start, Remote Control, EFI
- MFS25C EPL : 4STR Long Shaft, Elec Start, Remote Control, EFI
- MFS25C EPTS : 4STR Short Shaft, Elec Start, Remote Control, Power Tilt EFI
- MFS25C EPTL : 4STR Long Shaft, Elec Start, Remote Control, Power Tilt EFI
- Can also be fitted with a [Multifunction Tiller Handle](#) to replace the remote control box if tiller control with electric start and power trim is preferred.

Overview:

- Advanced cross-flow induction for smooth operation
- Canister style oil filter for easy replacement
- Larger capacity oil reservoir for optimum lubrication
- Ultra Low emission, EPA and CARB approved
- Tuned intake system for crisp takeoffs
- 7 Year limited warranty



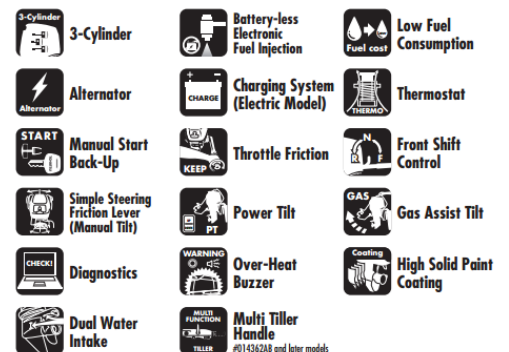
MFS30 30hp 4-stroke outboard

Models available:

- MFS30C S : 4STR Short Shaft, EFI
- MFS30C L : 4STR Long Shaft, EFI
- MFS30C EPS : 4STR Short Shaft, Elec Start, Remote Control, EFI
- MFS30C EPL : 4STR Long Shaft, Elec Start, Remote Control, EFI
- MFS30C EPTS : 4STR Short Shaft, Elec Start, Remote Control, Power Tilt EFI
- MFS30C EPTL : 4STR Long Shaft, Elec Start, Remote Control, Power Tilt EFI
- Can also be fitted with a [Multifunction Tiller Handle](#) to replace the remote control box if tiller control with electric start and power trim is preferred.

Overview:

- Advanced cross-flow induction for smooth operation
- Canister style oil filter for easy replacement
- Larger capacity oil reservoir for optimum lubrication
- Ultra Low emission, EPA and CARB approved
- Tuned intake system for crisp takeoffs
- 7 Year limited warranty.





MFS40A 40hp 4-stroke outboard

Models available:

- MSF40A EPTL – Long shaft, electric start, power trim and remote steering
- MSF40A EPTS – Short shaft, electric start, power trim and remote steering
- Can also be fitted with a [Multifunction Tiller Handle](#) to replace the remote control box if tiller control with electric start and power trim is preferred.
- EPTL and EPTS models are supplied with a side mount remote control box, tachometer and trim meter as standard (Pre-Rigging Kit).

Overview:

- Designed with proven technology
- Advanced EFI System to minimise fuel burn
- Canister style oil filter for easy replacement
- Ultra lightweight design, 95kg dry, lightest in its 'class'
- Built-in diagnostics and service indicator via tachometer
- Sleek & sporty design for superior induction and sound control
- Larger Cavitation plate and Splash plate for better performance



MFS50A 50hp 4-stroke outboard

Models available:

- EPTL – Long shaft, electric start, power trim and remote steering
- EPTS – Short shaft, electric start, power trim and remote steering
- Can also be fitted with a [Multifunction Tiller Handle](#) to replace the remote control box if tiller control with electric start and power trim is preferred.
- EPTL and EPTS models are supplied with a side mount remote control box, tachometer and trim meter as standard (Pre-Rigging Kit).
- Now available in Aqua Black or Beluga White.



Overview:

- Advanced EFI System to minimise fuel burn
- Canister style oil filter for easy replacement
- Ultra lightweight design, 97kg dry, lightest in its 'class'
- Built-in diagnostics and service indicator via tachometer
- Sleek & sporty cowl design, also available with optional 'designer' tilt handles
- 7 Year limited warranty





MFS60 : 60hp 4-stroke outboard
Models available:

- MSF60A : Electronic Fuel Injection, Remote or Tiller Control, Power trim & tilt

Overview:

- Sleek design with monochrome tilt handle
- SOHC with unique 9-Valve Design
- Outstanding fuel economy
- Lightest weight in its class, just 98.5 kg.
- Electronic Fuel Injection

3-Cylinder	Fuel Injection	Low Fuel Consumption
Alternator	Charging System	Thermostat
Throttle Friction	Simple Steering Friction Lever	Power Trim & Tilt
Trolling Speed Control	Diagnostics	Multifunction Tachometer
Over-Heat Buzzer	High Solid Paint Coating	Tilt Limit Switch (Option)
Multi Function Tiller Handle	Tohatsu Onboard Communication System	

We are proud Tohatsu Marine dealers, our onsite engineer can also fit, service and repair any outboards if required. We use genuine Tohatsu parts and also carry out Pre Delivery Inspections and any warranty work needed. This work would be carried out through Dobosn Marine Servies LTD.

Contact us today for prices and availability:

Dobson Marine Chandlery Ltd

33 Brendjean Road
Morcambe
Lancashire
LA4 5SE

chandlery@dobsonmarineservices.com

Call Thomas on 07792758834

Call Amy on 07513472682

www.dobson-marine.co.uk
