



State of Libya
Ministry of Education
Curricula and Educational Research Centre

English for Libya

Primary 6

الاسبوع الحادي والعشرون

المدرسة الليبية بفرنسا - تور

العام الدراسي 1441 / 1442 هجري
2020 / 2021 ميلادي

Lesson 3

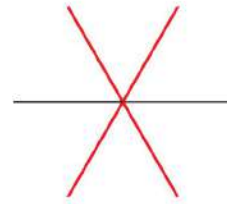
Read and follow the instructions.

How do you make a spinner?

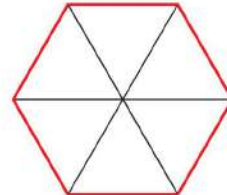
1. Draw a line.



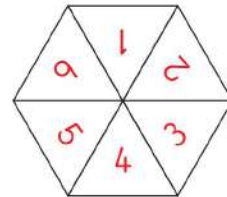
2. Draw an X on the line.



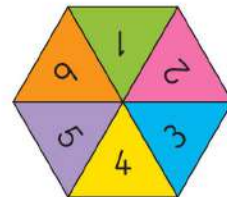
3. Join the points.



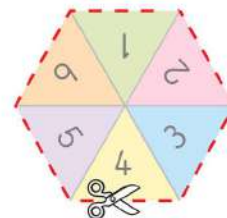
4. Write the numbers one to six.



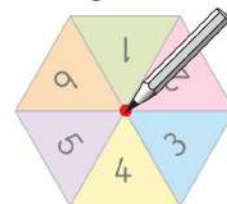
5. Colour the spinner.



6. Cut out the spinner.




7. Push a pencil through the middle.



Lesson 4

Listen, read and say.



Are you E?

No, I'm F.

