


Inline Solar

Roof-integrated solar for housing developers



Inline Solar

Powerful, durable, easy to install roof-integrated solar. Designed to enhance solar specification.



UPOWA Solar Flash - flexible flashing

Meet UPOWA Inline Solar, our sleek and aesthetic roof-integrated solar PV system, designed to meet the needs of housing developers.

It delivers the ultimate combination of quality, power output, safety and sleek aesthetics to achieve new Building Regulations at the most cost-effective price.

Safety performance and durability are key, so UPOWA Inline Solar has undergone rigorous testing to ensure it meets all British Standards for wind resistance, fire safety and weather tightness.

By delivering the highest power output per m² available, UPOWA Inline Solar enables housing developers to meet current and future carbon reduction targets with fewer solar panels. This saves roof space, material costs and installation time.


Key features

- Integrates seamlessly with all tile and slate roof types in any configuration and array size
- MCS Certified high-efficiency 380-400W all black mono half-cell solar modules
- Sleek and low profile for a beautiful aesthetic appearance and simple roof maintenance
- Durable rigid and flexible flashing options
- Designed for quick, safe and easy installation to optimise project delivery
- Exceptional wind resistance, fire safety and weather tightness that meets all British Standards
- 10-year product warranty
- 100% recyclable

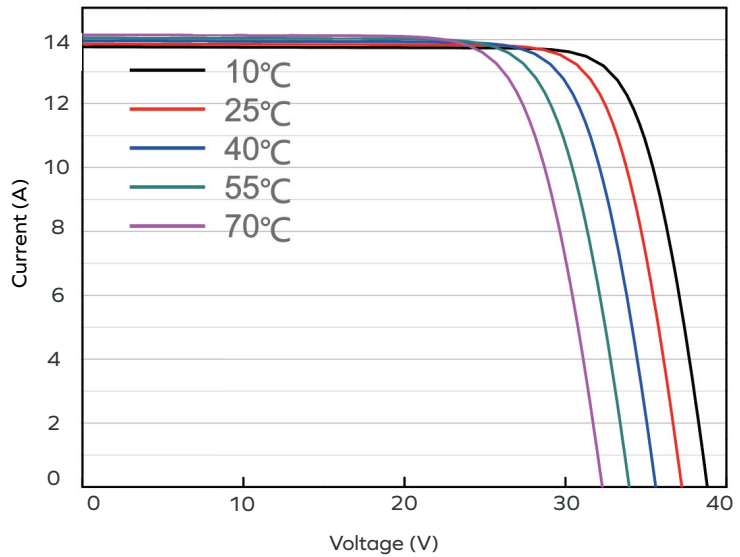
Electrical specifications

Model	UPPV-ISAB 380	UPPV-ISAB 385	UPPV-ISAB 390	UPPV-ISAB 395	UPPV-ISAB 400
Rated max. power (Pmax)	380	385	390	395	400
Module efficiency (%)	19.5%	19.7%	20%	20.2%	20.5%
Cell type	Mono				
No. of cells	108 (6x18)				
Open circuit voltage (Voc)	36.58	36.71	36.85	36.98	37.07
Max. power voltage (Vmp)	30.28	30.46	30.64	30.84	31.01
Short circuit current (Isc)	13.44	13.52	13.61	13.70	13.79
Max. power current (Imp)	12.55	12.64	12.73	12.81	12.90
NOCT	45+2°C				
Temperature coefficient of Isc	+0.045%/°C				
Temperature coefficient of Voc	-0.275%/°C				
Temperature coefficient of Pmax	-0.350%/°C				
Max. system voltage	1000V/1500V DC				
Safety class	Class II				

Module dimensions



IV curve



Mechanical specifications

Model	UPPV-ISAB 380-400
Dimensions (H x W)	1895+2mm x 1208+2mm*
Aperture area	1,9m ²
Roof pitch	10° to 65°
Body thickness	49+1mm*
Weight	26.5kg*
Static roof loading	13.9kg/m ²
Max. design wind uplift resistance	2.71kPa**
Positive design load	5.4kPa
Compatible roof coverings	All slate and tile types
Product warranty	10-year
Power warranty	25-year linear performance

*Module + mounting system.

**Safety factor of 1.44 applied on the characteristic wind uplift resistance.

Compliance

Certification and standards	IEC61215, 61730, TUV, MCS005, MCS012
Fire rating EN 13501-5	B _{ROOF} (T1, T2, T3, T4)

