

844 - LED Panel HE - UGR<19 - DIP SWITCH

Code: 150225-0041

GENERAL INFORMATION



Article	844 - LED Panel HE - UGR<19 - DIP SWITCH
Code	150225-0041

DIMENSIONS AND WEIGHT

Length (mm)	596 mm
Width (mm)	596 mm
Height (mm)	12 mm
Weight (Kg)	2.5 kg

INSTALLATION

Recessed dimensions - Length (mm)	590 mm
Recessed dimensions - Width (mm)	590 mm

ELECTRICAL CHARACTERISTICS AND CONTROLS

Voltage (V)	230 V
Frequency (Hz)	50 Hz
Wiring	CLD-D-D
Power factor	≥0.95
Insulation class	Class II



The superior quality of LED lighting is now more affordable and accessible thanks to a benchmarking product that offers, at contained costs, the ideal light for offices, shopping centres, hotels and healthcare facilities and in general all spaces where continuous lighting is necessary.

It is the best and easiest way to get one of today's most advanced technology in interior lighting solutions.

The presence of a LED source is not always synonym with excellent performance. The long service life and optimal light output of a lighting system also depends on the use of top-notch materials that are tested, controlled and selected with care to maintain lighting and aesthetic quality over time: lumen maintenance, perfect colour rendering, no glare and no yellowing of components.

A special slab fitted between the LED source and the diffuser is responsible for the operation, quality and amount of light emitted from the light panel. This slab is made in PMMA (polymethyl methacrylate). This is a polymer that keeps its characteristics unaltered and prevents the lens from yellowing, found in 'cheaper' products that use, for example, polystyrene (PS), therefore making them available at much lower costs.

The result? Unlike the PMMA, the slab in PS becomes yellow after 6000-8000 hours of operation, decreasing both the amount and the quality of the light emitted. Even during the day, when the fixture is switched off, the perfect integration of the white panel into the false ceiling is compromised, affecting the installation's overall appearance. Thanks to this slab in PMMA, our light panels can fully benefit from the lighting advantages ensured by the most advanced LED sources and keep them unaltered in time. 80% lumen maintenance for 50000h (L80B20), perfect colour rendering, no glare (UGR<19) and certified low flicker level.

DIP switch adjustment: the luminaire is equipped with a built-in DIP switch driver for setting the output current; this will enable to choose the right light flux for each lighting design.

The chance to choose the needed LED pilot current will allow you to have the right amount of power adjusted to any given design requirement. Choosing a lower current will increase the efficiency and improve energy savings, while a higher current will provide more light and make it possible to reduce the number of luminaires installed.

844 - LED Panel HE - UGR<19 - DIP SWITCH

Code: 150225-0041

PHOTOMETRIC DATA

Lighting source	0
CRI	≥80
Luminous flux (output) (lm)	4081 lm
Power absorption (total) (W)	31 W
Unified glare rating UGR (EN 12464-1) (Reflectance coefficient: ceiling 0.7 - walls 0.5)	UGR<19 (in any situation). According to standard EN 12464. Art 150211-00: not UGR<19
Low Flicker	luminaire with very low flicker: evenly distributed light for greater visual safety.
LED flux maintenance	50000 hr, L 80, B 20


MECHANICAL CHARACTERISTICS

Impact resistance rating (IK)	IK06
IP (vl)	43
IP (va)	20

844 - LED Panel HE - UGR<19 - DIP SWITCH

Code: 150225-0041

MATERIALS AND COLOURS



Housing	body in steel sheet and frame in aluminium.
Diffuser	in high transmittance prismatic technopolymer. Internal PMMA slab.
Colour	White
Equipment	Ceiling lighting fixture with external driver; it can be easily housed in false ceilings.

STANDARDS AND COMPLIANCE

Photobiological safety class	RG0
Markings and tests	CE, ENEC
Reference standards	EN60598-1. With degree of protection according to EN60529.

GEAR

Upon request	- DIMM DALI CLD-D wiring (subcode -0041) - CLD-D (PUSH) (subcode -0045)
--------------	--

DOWNLOAD

MOUNTS

[AssemblyInstructions led panel 03-23.pdf](#)

[AssemblyInstructions 844 dipswitch 09-22.pdf](#)

DESIGNS

[BIM 844 LED Panel - 20200211.zip](#)

[TechnicalDrawing 844.dxf](#)

WARRANTY

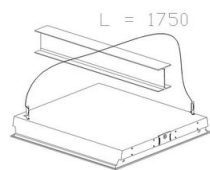
After sales warranty	5 yr
----------------------	------

844 - LED Panel HE - UGR<19 - DIP SWITCH

Code	Wiring	Kg	Colour	I LED	TotW	K - Lumen Output - CRI – Degrees
150225-00	CLD	3.00	WHITE	800	31	4000K - 4081lm - CRI>=80
150225-00	CLD	3.00	WHITE	700	27	4000K - 3593lm - CRI>=80
150225-00	CLD	3.00	WHITE	900	35	4000K - 4538lm - CRI>=80
150225-00	CLD	3.00	WHITE	1000	40	4000K - 4996lm - CRI>=80
150225-39	CLD	3.00	WHITE	800	31	3000K - 3877lm - CRI>=80
150225-39	CLD	3.00	WHITE	700	27	3000K - 3413lm - CRI>=80
150225-39	CLD	3.00	WHITE	900	35	3000K - 4311lm - CRI>=80
150225-39	CLD	3.00	WHITE	1000	40	3000K - 4746lm - CRI>=80

844 - LED Panel HE - UGR<19 - DIP SWITCH

Code: 150225-0041




320 Cord



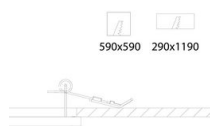
2520 simple suspension



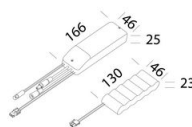
587 Presence and light sensor



595 Frame 600x600 h 45 mm



907 Springs



600 EM power supply kit