



 **BEST WATT**  
100% **YOUR** energy

**PRODUCT**

**INFORMATION**

## PRODUCT INFORMATION

BestWatt offers three different types of windturbines, all designed and built to last longer. Always with the idea: 100% your energy. Produce it yourself, use it yourself.

In this brochure you'll find the technical details. If you have any questions, please do not hesitate to contact us.

Best regards  
Team BestWatt



+31 (0)342 - 406 464



info@bestwatt.nl

BW10

## TECHNICAL SPECIFICATIONS

BESTWATT	BW10	BW45	BW80
Rotor diameter	10,7 meter	15,9 meter	15,9 meter
Rotor surface	89,5 m <sup>2</sup>	199 m <sup>2</sup>	199 m <sup>2</sup>
Rated Power	10kW	45kW	80kW
Brake	Blade tips (hydraulic)	Blade tips (hydraulic)	Blade tips (hydraulic)
Transmission	Gearbox linear	Gearbox linear	Gearbox linear
Speed operating range	40 – 80 rpm	30-65 rpm	30-70 rpm
Hub height	15, 20, 25, 30 meter	15, 20, 25, 30 meter	15, 20, 25, 30 meter
Generator	Asynchronous	Asynchronous	Asynchronous
Yaw system	Active	Active	Active
Cut-in wind speed	3 m/s	3,5 m/s	3,5 m/s
Shut-down wind speed	25 m/s	25 m/s	25 m/s
Survival wind speed	60 m/s	60 m/s	60 m/s
SF6 gas application	no	no	no

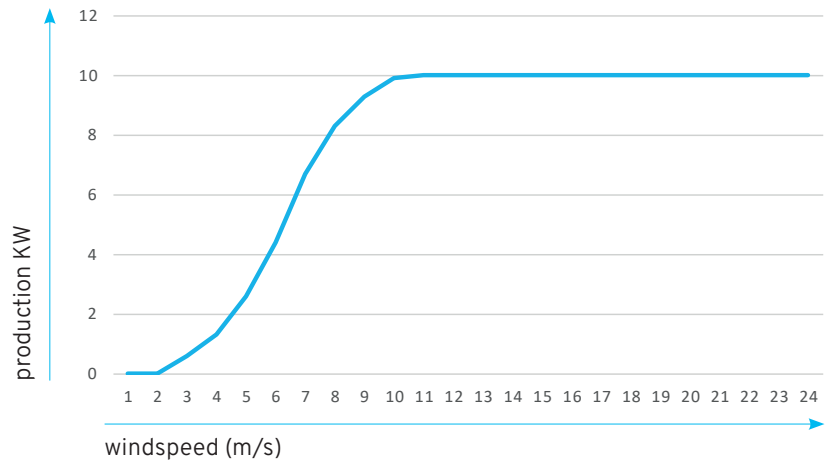
## POWERCURVES

The figures shown are based on averages of installed locations and wind speeds. Figures can vary considerably for each location. The numbers below are therefore indicative and no rights can be derived from them.

Basis: Rayleigh; air density 1.225 kg/m<sup>3</sup>. Availability 100%

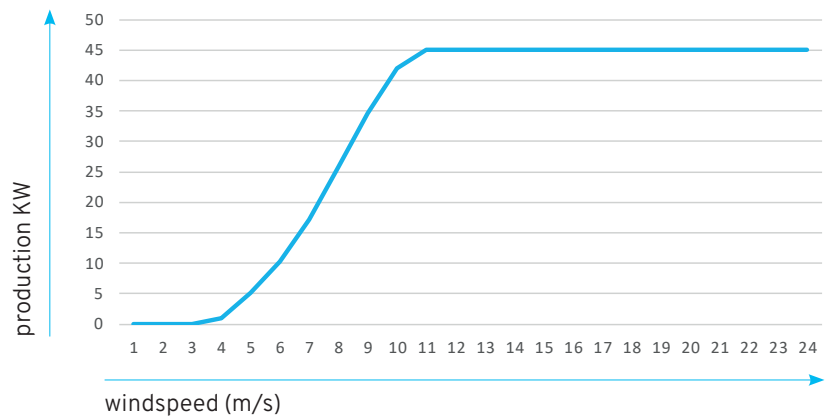
### BW10 | 10KW

Annual Wind-speed Average	Estimated Annual Energy Production (KWH/year)
4m/s	20.000
4,5m/s	23.000
5m/s	26.000
5,5m/s	28.000
6m/s	31.000
6,5m/s	33.000
7m/s	35.000
7,5m/s	40.000
8m/s	40.000
8,5m/s	40.000
9m/s	40.000
9,5m/s	40.000
10m/s	40.000



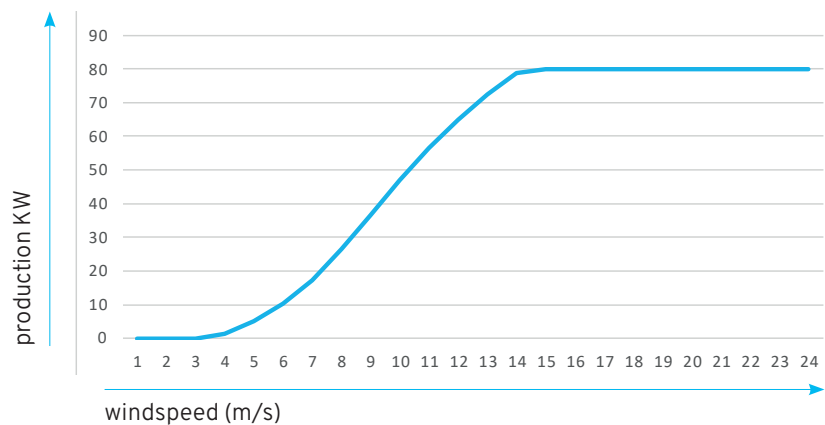
### BW45 | 45KW

Annual Wind-speed Average	Estimated Annual Energy Production (KWH/year)
4m/s	44.000
4,5m/s	55.000
5m/s	65.000
5,5m/s	78.000
6m/s	89.000
6,5m/s	95.000
7m/s	107.000
7,5m/s	118.000
8m/s	118.000
8,5m/s	118.000
9m/s	118.000
9,5m/s	118.000
10m/s	118.000



### BW80 | 80KW

Annual Wind-speed Average	Estimated Annual Energy Production (KWH/year)
4m/s	44.000
4,5m/s	55.000
5m/s	76.000
5,5m/s	104.000
6m/s	111.000
6,5m/s	125.000
7m/s	134.000
7,5m/s	160.000
8m/s	178.000
8,5m/s	190.000
9m/s	200.000
9,5m/s	200.000
10m/s	200.000





#### WIND ENERGY

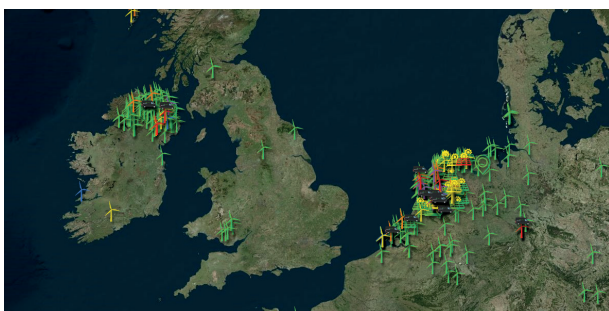
More and more companies are choosing small wind turbines. This is how you get the best out of the wind.

#### SOLAR ENERGY

The sun is an inexhaustible source. Modern solar panels have a high efficiency at a low cost. This is how you get the best out of the sun.

#### STORAGE

Sometimes nature generates more solar and wind energy than you need. With our storage solution, you can use this energy whenever it suits you.



Headoffice  
Amerikalaan 5, 3771 MC Barneveld  
(0342) 406464, [info@bestwatt.nl](mailto:info@bestwatt.nl)

Germany (Factory)  
Am Emsdeich 7, 26789 Leer

[www.bestwatt.nl](http://www.bestwatt.nl)



Rengineers is an international organisation in monitoring and service of large wind turbines. In addition, Rengineers is a distributor of BestWatt. A wonderful combination of sustainable energy solutions with technical optimization that ensures the best return.

#### More information

Sustainable energy supply is our passion. The benefits for the climate and your energy bill encourage us to talk about our passion with you.