

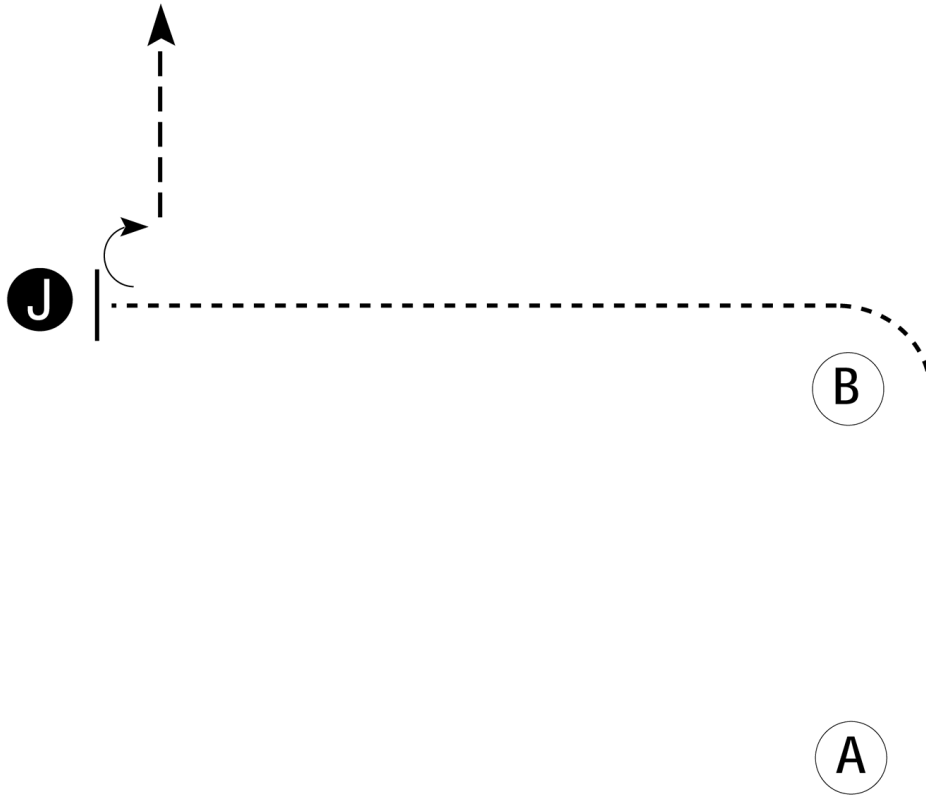
2025 TEXAS FEATHERED HORSE CLASSIC

All Showmanship

Show Date: 04/5-6/2025

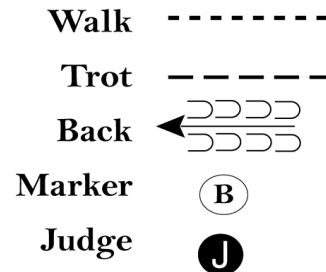
w w w . H o r s e S h o w P a t t e r n s . c o m

w w w . H o r s e S h o w P a t t e r n s . c o m



Be ready at A.

1. Trot from A to B.
2. At B, walk to judge.
3. Stop and set up for inspection.
4. When dismissed, turn 90 degrees and trot away from judge.
5. Follow the instructions of your ring steward.



[S/WT-12]

Pattern Provided by:
JUDGES

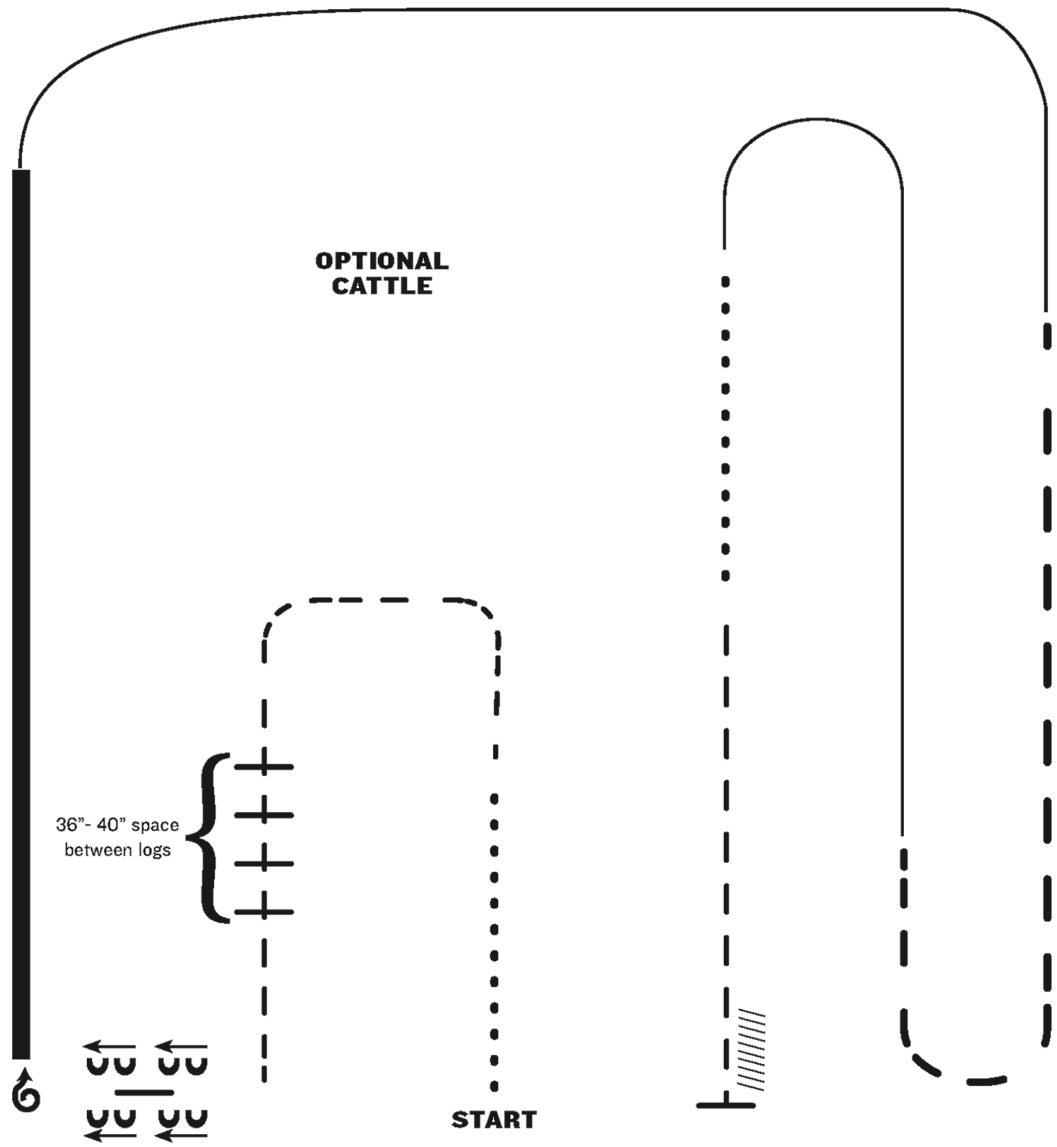
2025 TEXAS FEATHERED HORSE CLASSIC

Ranch Riding ((WJ-Jog for Lope, Ex Jog for Ex Lope))

Show Date: 04/5-6/2025

www.HorseShowPatterns.com

www.HorseShowPatterns.com



1. Walk
2. Trot
3. Trot logs
4. Side pass right
5. 1 1/2 turns right
6. Extended lope (right lead)
7. Lope right lead
8. Extended trot
9. Lope left lead
10. Walk
11. Trot
12. Stop and back

Note: The drawn description of this pattern is only intended for the general depiction of the pattern. Exhibitors should utilize the arena space to best exhibit their horses.

[RR/AQHA-12]

Pattern Provided by:
JUDGES

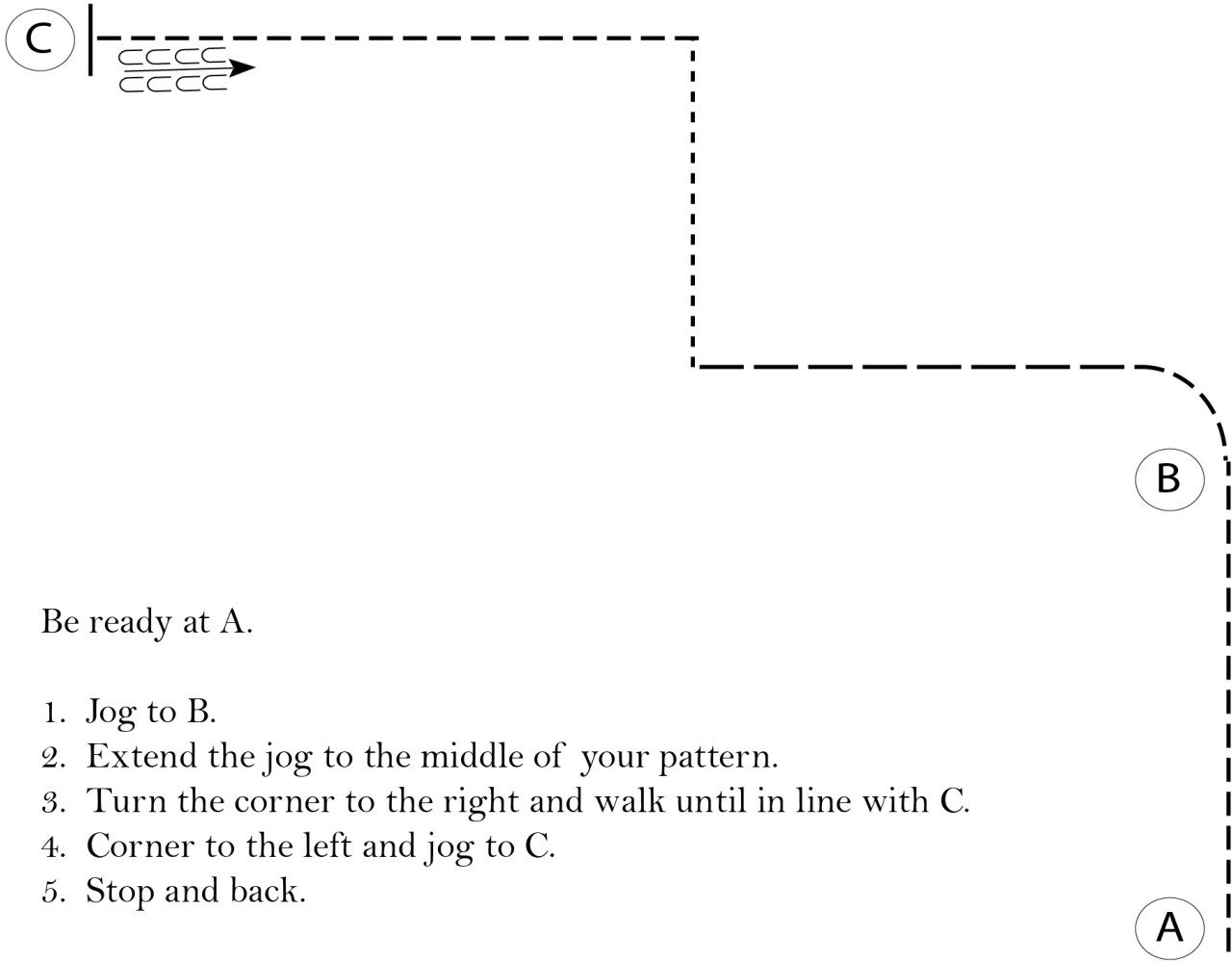
2025 TEXAS FEATHERED HORSE CLASSIC

All WJ Western Horsemanship

Show Date: 04/5-6/2025

w w w . H o r s e S h o w P a t t e r n s . c o m

w w w . H o r s e S h o w P a t t e r n s . c o m



Be ready at A.

1. Jog to B.
2. Extend the jog to the middle of your pattern.
3. Turn the corner to the right and walk until in line with C.
4. Corner to the left and jog to C.
5. Stop and back.

| | |
|--------------|-----------|
| Walk | ----- |
| Jog | - - - - - |
| Extended Jog | — — — — — |
| Lope | — — — — — |
| Lead Change | — — — — — |
| Back | ← — — — — |
| Marker | ⊙ B |

[WH/WT-111]

Pattern Provided by:
JUDGES

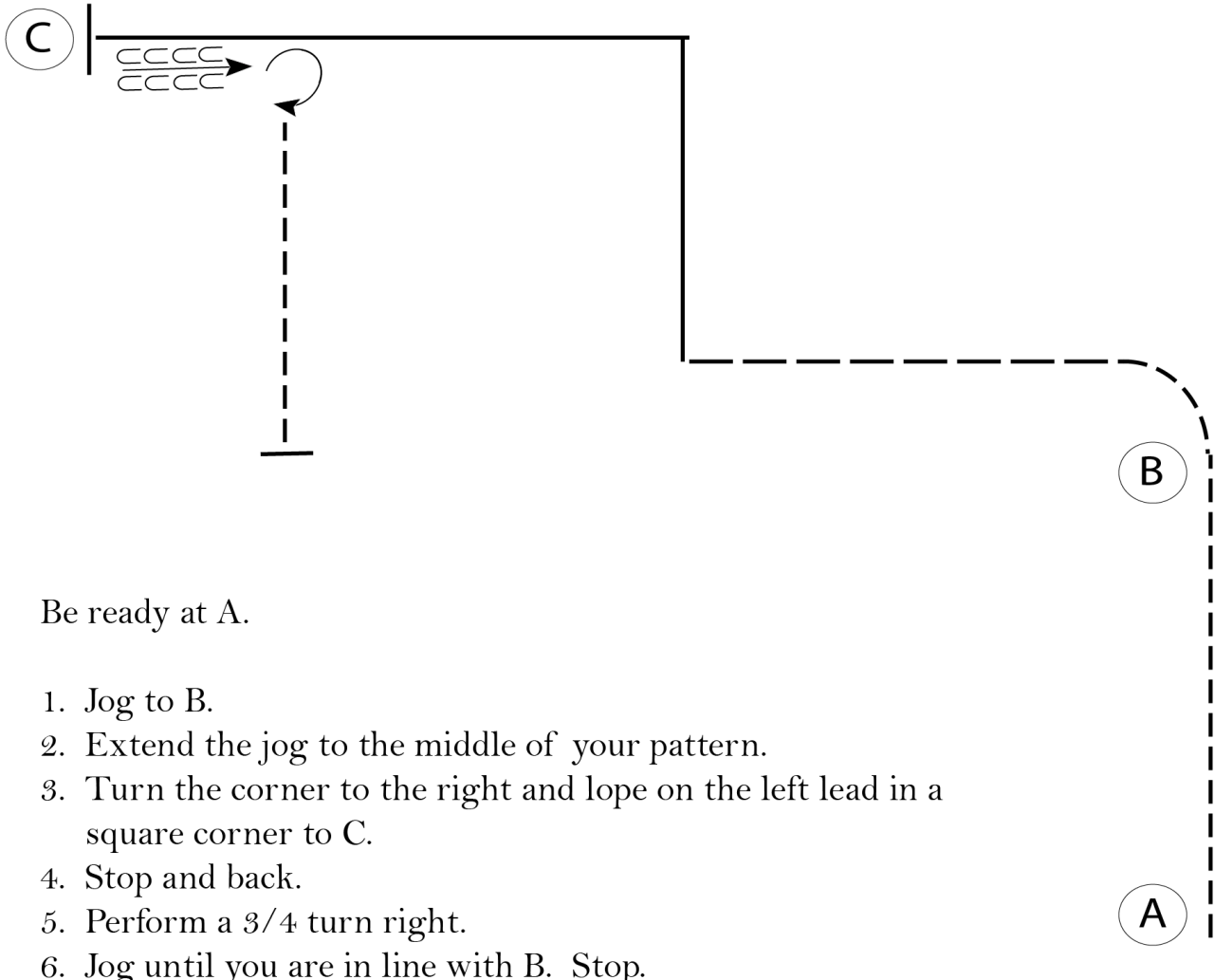
2025 TEXAS FEATHERED HORSE CLASSIC

All WJL Western Horsemanship

Show Date: 04/5-6/2024

w w w . H o r s e S h o w P a t t e r n s . c o m

w w w . H o r s e S h o w P a t t e r n s . c o m



Be ready at A.

1. Jog to B.
2. Extend the jog to the middle of your pattern.
3. Turn the corner to the right and lope on the left lead in a square corner to C.
4. Stop and back.
5. Perform a 3/4 turn right.
6. Jog until you are in line with B. Stop.

| | |
|--------------|---------|
| Walk | |
| Jog | ----- |
| Extended Jog | ----- |
| Lope | ————— |
| Lead Change | ———/——— |
| Back | ←←←←← |
| Marker | Ⓚ |

[WH/1-111]

Pattern Provided by:
JUDGES

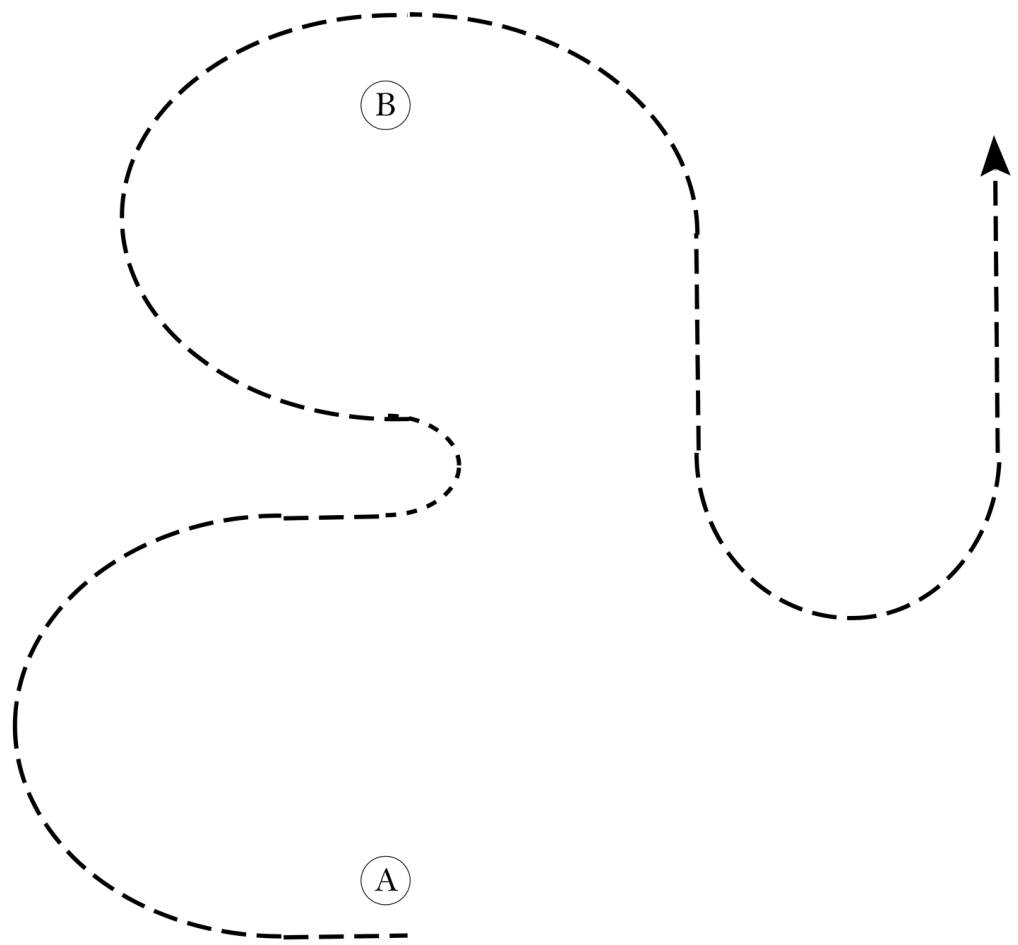
2025 TEXAS FEATHERED HORSE CLASSIC

All WT English Equitation

Show Date: 04/5-6/2025

w w w . H o r s e S h o w P a t t e r n s . c o m

w w w . H o r s e S h o w P a t t e r n s . c o m



Be ready at A.

1. Posting trot to center of pattern.
2. Break to a walk and walk a small half circle.
3. Sitting trot to B.
4. Posting trot on the left diagonal to center of pattern. Change diagonals and continue posting trot in a half circle.
5. Continue the trot to exit.

Follow the instructions of your ring steward.

| | |
|---------------|-------------|
| Walk | ----- |
| Trot | - - - - - |
| Extended Trot | — — — — — |
| Canter | ————— |
| Leg Yield | |
| Lead Change | — / — |
| Back | ← ← ← ← ← |
| Marker | ⊙ |
| Sidepass | ← — — — — → |
| Hand Gallop | — — — — — |

[HSE/WT-73]

Pattern Provided by:
JUDGES

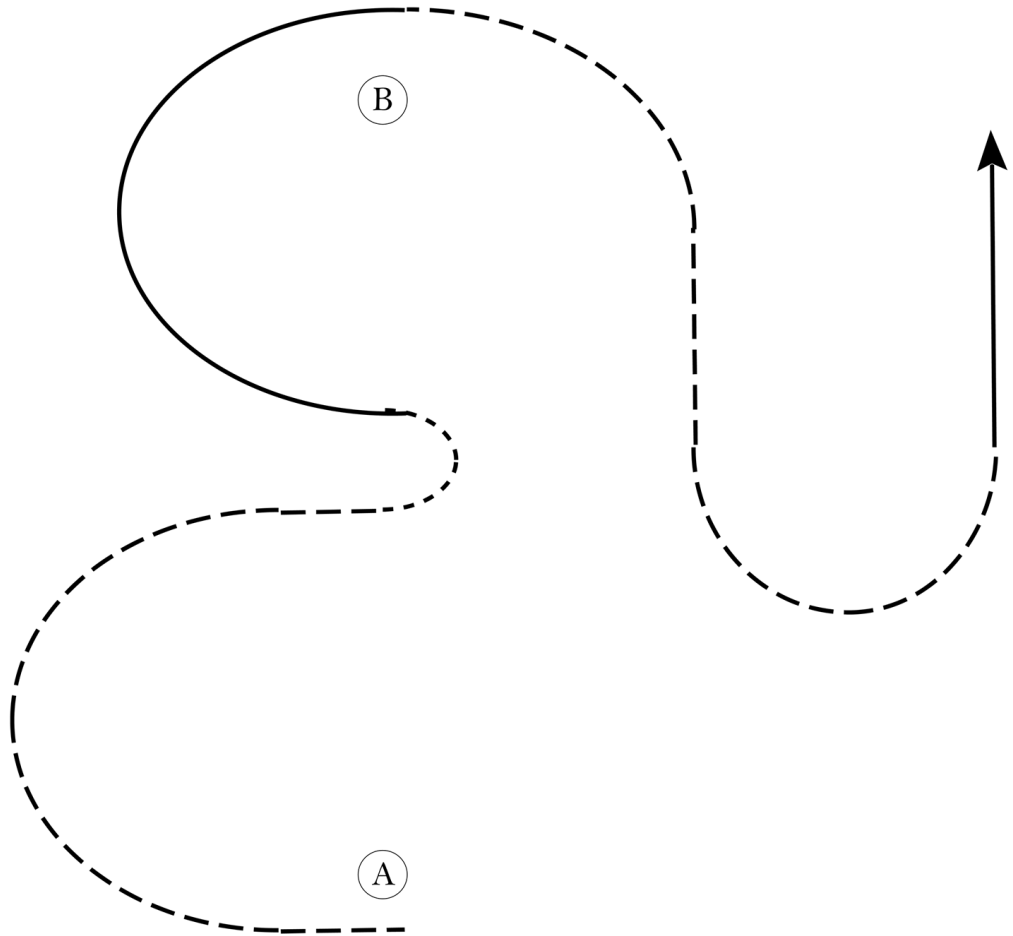
2025 TEXAS FEATHERED HORSE CLASSIC

All WTC English Equitation

Show Date: 04/5-6/2025

w w w . H o r s e S h o w P a t t e r n s . c o m

w w w . H o r s e S h o w P a t t e r n s . c o m



Be ready at A.

1. Posting trot to center of pattern.
2. Break to a walk and walk a small half circle.
3. Canter on the right lead to B.
4. Posting trot on the left diagonal to center of pattern. Change diagonals and continue posting trot in a half circle.
5. Left lead canter to exit.

Follow the instructions of your ring steward.

| | |
|---------------|-------------|
| Walk | ----- |
| Trot | - - - - - |
| Extended Trot | — — — — — |
| Canter | ————— |
| Leg Yield | |
| Lead Change | ↙ ↘ |
| Back | ← ← ← ← ← |
| Marker | ⊙ |
| Sidepass | ← — — — — → |
| Hand Gallop | — — — — — |

[HSE/1-73]

Pattern Provided by:
JUDGES

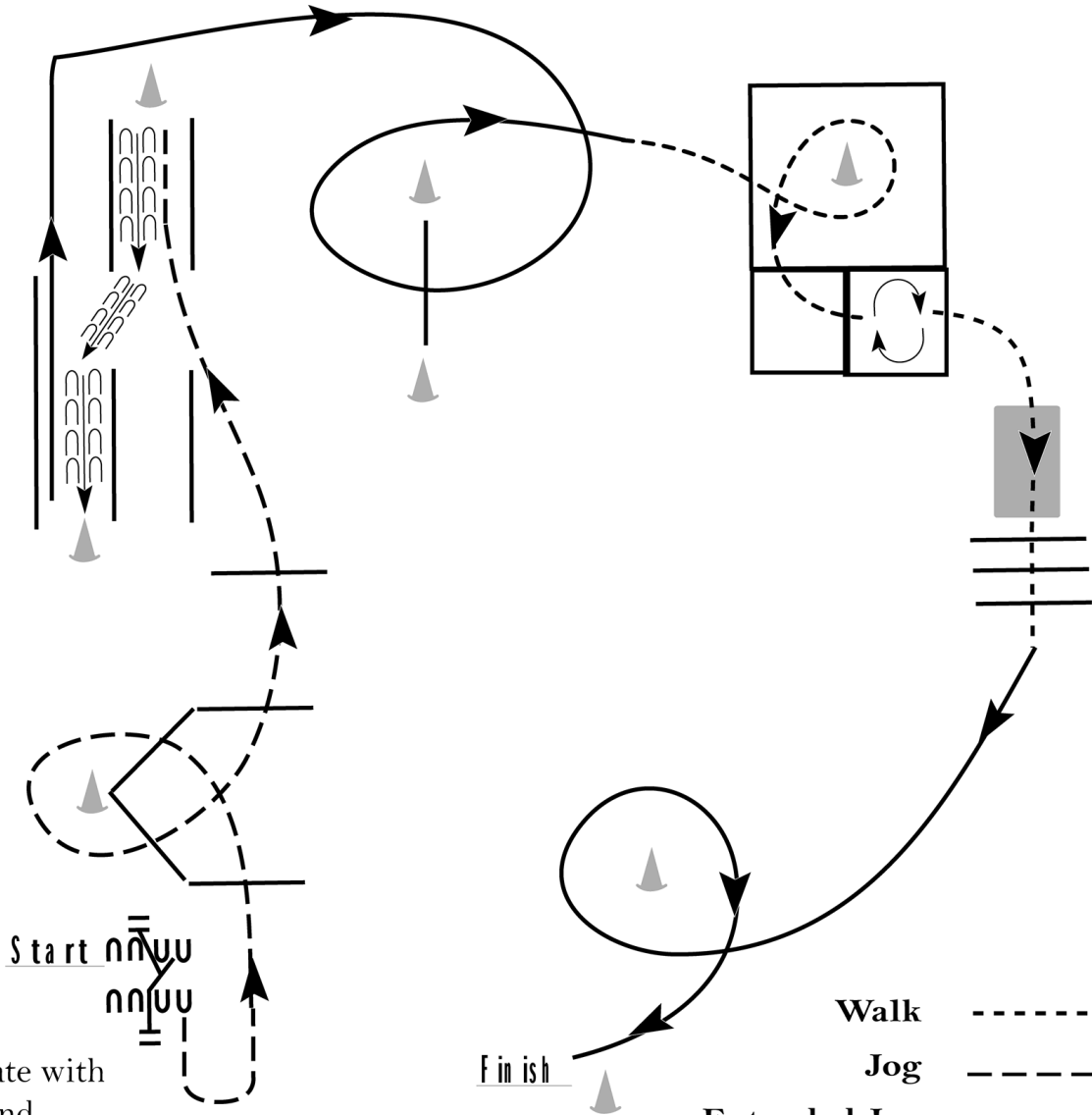
2025 TEXAS FEATHERED HORSE CLASSIC

All WJL Trail

Show Date: 04/5-6/2025

www.HorseShowPatterns.com

www.HorseShowPatterns.com



1. Work gate with right hand.
2. Jog over poles and into chute as shown.
3. Back thru chute.
4. Lope on the right lead over pole.
5. Walk into box, around cone, and into box.
6. Turn 360 degrees to the right and walk out.
7. Walk over bridge and over poles.
8. Lope on the right lead around cone as shown to finish.

| | |
|--------------|---------------|
| Walk | ----- |
| Jog | - - - - - |
| Extended Jog | - - - - - |
| Lope | ————— |
| Leg Yield | |
| Lead Change | — / — |
| Back | ← u u u u u |
| Marker | (B) |
| Sidepass | ← - - - - - → |

[T/1-25]

Pattern Provided by:
JUDGES

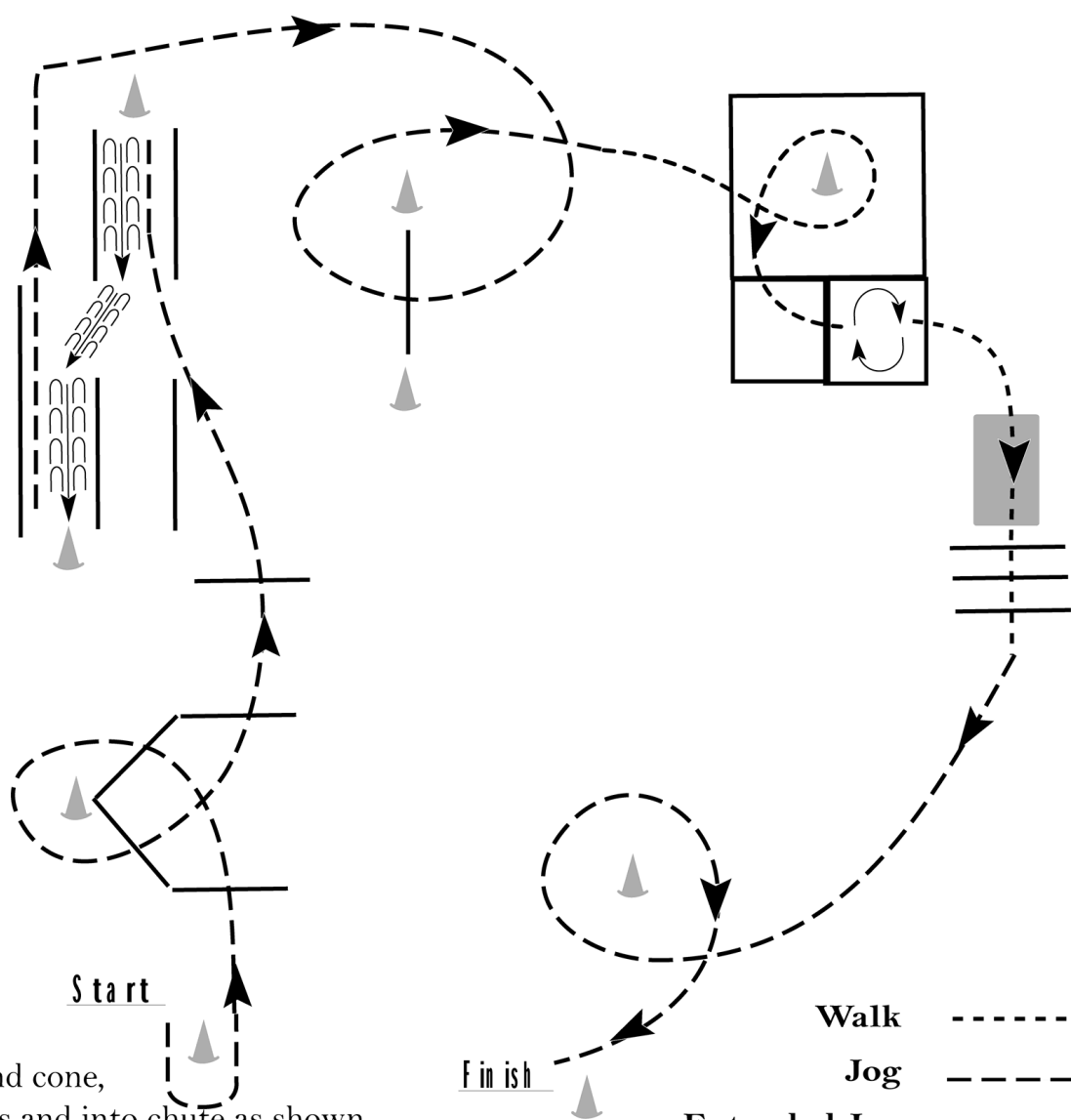
2025 TEXAS FEATHERED HORSE CLASSIC

All WJ Trail

Show Date: 04/5-6/2025

www.HorseShowPatterns.com

www.HorseShowPatterns.com



1. Jog around cone, over poles and into chute as shown.
2. Back thru chute.
3. Jog over pole.
4. Walk into box, around cone, and into box.
5. Turn 360 degrees to the right and walk out.
6. Walk over bridge and over poles.
7. Jog around cone as shown to finish.

| | |
|--------------|-------------|
| Walk | ----- |
| Jog | - - - - - |
| Extended Jog | ----- |
| Lope | ————— |
| Leg Yield | |
| Lead Change | — / — |
| Back | ← ← ← ← ← |
| Marker | Ⓚ |
| Sidepass | ← — — — — → |

[T/WT-25]

Pattern Provided by:
JUDGES

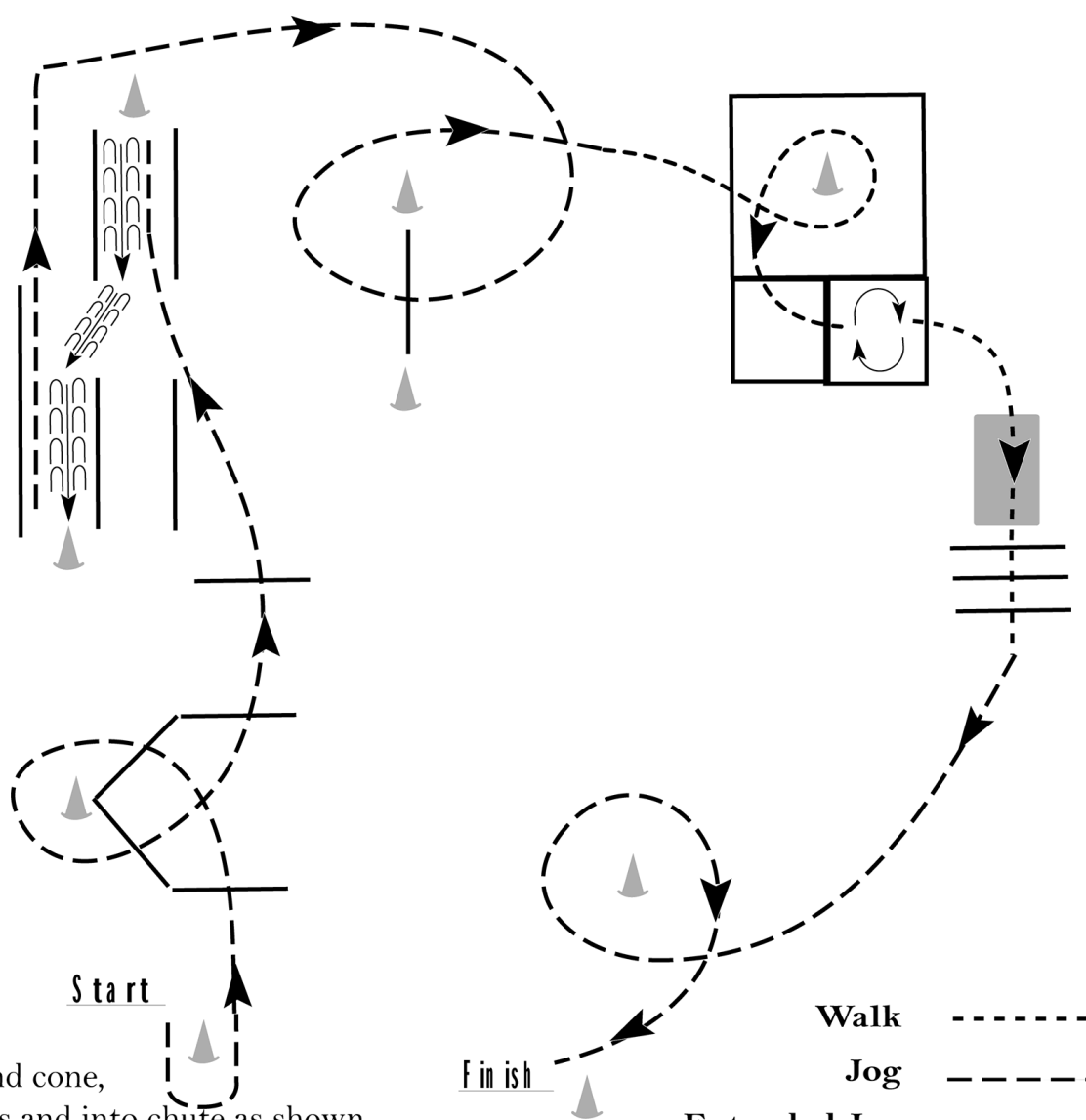
2025 TEXAS FEATHERED HORSE CLASSIC

All In Hand Trail

Show Date: 04/5-6/2025

www.HorseShowPatterns.com

www.HorseShowPatterns.com



1. Jog around cone, over poles and into chute as shown.
2. Back thru chute.
3. Jog over pole.
4. Walk into box, around cone, and into box.
5. Turn 360 degrees to the right and walk out.
6. Walk over bridge and over poles.
7. Jog around cone as shown to finish.

| | |
|--------------|-------------|
| Walk | ----- |
| Jog | - - - - - |
| Extended Jog | - - - - - |
| Lope | ————— |
| Leg Yield | |
| Lead Change | — / — |
| Back | ← ← ← ← ← |
| Marker | (B) |
| Sidepass | ← — — — — → |

[T/WT-25]

Pattern Provided by:
JUDGES