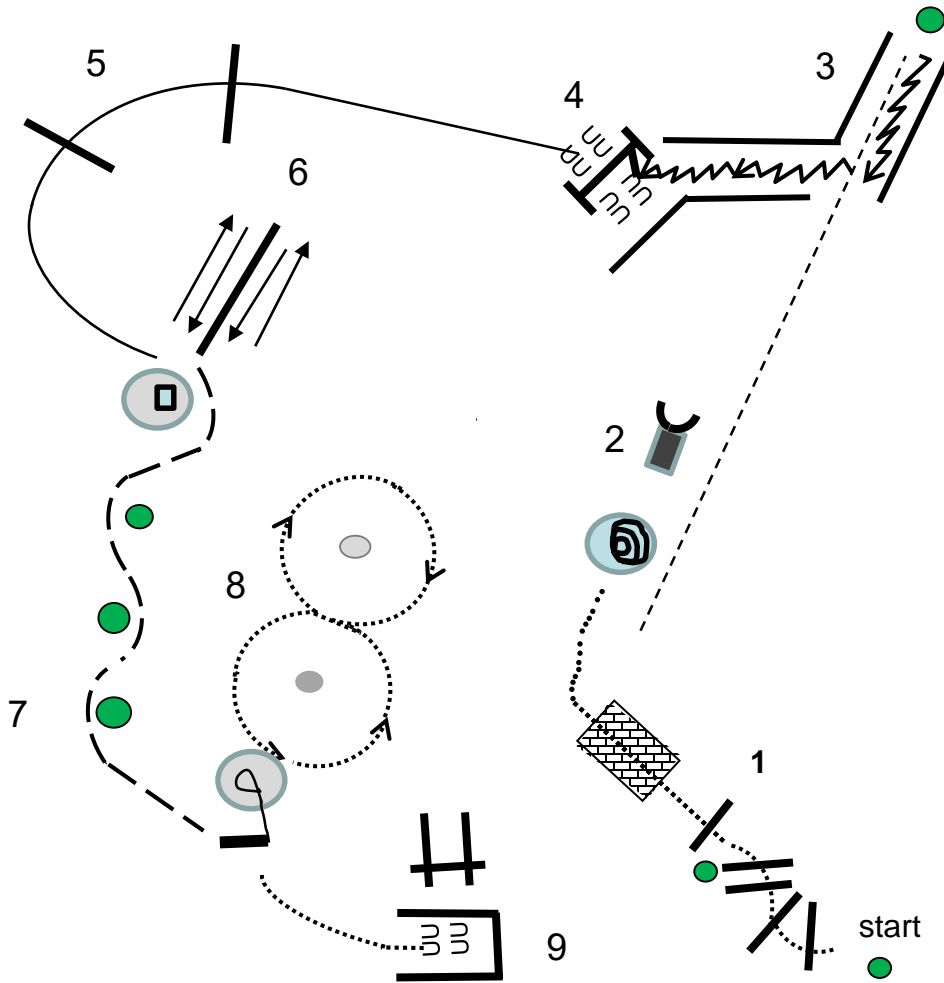










# FHC Ranch Trail WJ & WJL



- 1 Walk over logs and bridge
- 2 Rope dummy
- 3 Trot - Back up
- 4 Work gate
- 5 Lope left lead **(For WJ class Trot)**
- 6 Pick up Slicker –side pass left and right- Set it back where you picked it up from
- 7 Extended trot serpentine
- 8 Drag log as drawn at walk or trot
- 9 Dismount- Pick up both front feet- walk out leading horse.

 Lope / Galop  
 Jog  
 Walk / Pas  
 Marker –/cône

 Extended Lope / Galop allongé  
 Extended Jog / Trot  
 Turn / pivot  
 Backup / reculer