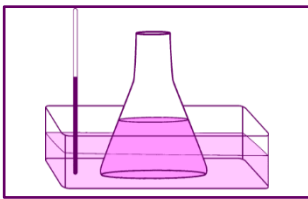
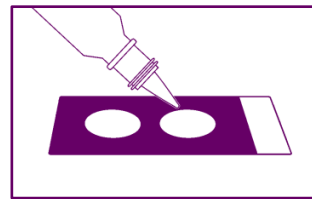


## Sperm DNA

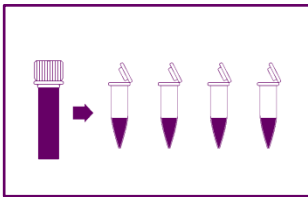
Kit to assess sperm DNA fragmentation



1. Melting agarose at **95 – 100 °C** for **5 min.**



8. Denaturation solution for **7 min.**

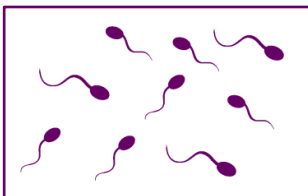


2. Divide the agarose into eppendorf tubes with **100 µl** each.

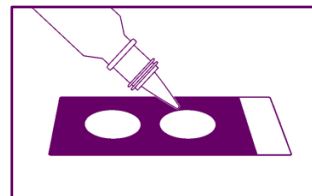


9. Lysis solution for **20 min.**

10. D.W. for **5 min.**

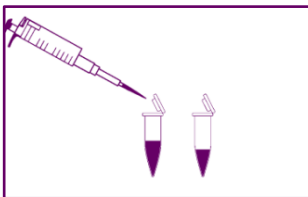


3. Dilute the sperm sample in an appropriate sperm wash medium to reach **20 million/ml.**



11. 70 % Alcohol for **2 min.**

12. 100 % Alcohol for **2 min.**



4. Take **50 µl** from sperm sample, mix with **100 µl** melting agarose at **37 °C** in Eppendorf tubes.



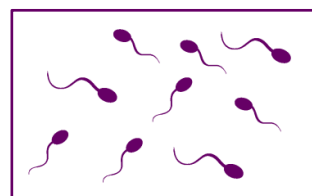
13. Stain (A) for **10 min.**

14. Stain (B) for **10 min.**

15. Dry for **5 min.**



5. Add the **10 µl** prepared sample to the slide with coverslip.

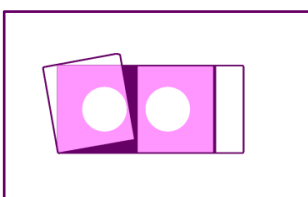
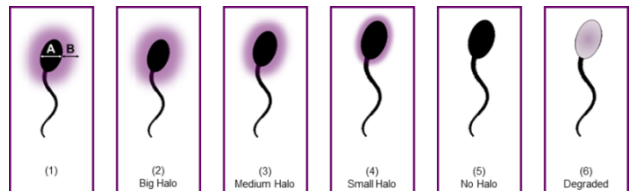


16. Read & Calculation

$$\text{SDFI (\%)} = \frac{\text{Fragmented}}{\text{Total}} \times 100$$



6. Transfer to cold surface at **4°C** for **5 min.** to solidify the agarose.



7. Take the slide out of the fridge and remove the coverslip by sliding it off gently.

