




# ALUMINIUM DOORS & WINDOWS HARDWARE

*Inspired By Design, Powered By Quality*





## ABOUT COMPANY

PEGO is one of the leading and a pioneer Door & Window Hardware Brand in India. PEGO has created niche with focus on Aluminium & uPVC Door & Window Hardware. "Inspired by Design & Powered by Quality" – The Organization lives by this Tagline & it is integral to the ethos of the company.

PEGO Hardware through its reach, diversity & innovations has made enormous strides in setting trends, benchmarks, redefining and creating strong niche in the Indian fenestration industry over a decade. The Company has already executed many Private, Government & Institutional Projects across the country.

PEGO has complete range of Aluminium & uPVC door & window hardware covering:

Casement Door Hardware

Sliding Door Hardware

Casement Window Hardware

Sliding Window Hardware

The USP of PEGO is its ability to address the need of the industry and various stakeholders with respect to hardware solutions through its range of innovative and premium products. It is for this reason company has enjoyed patronage over the years of Developers, Architects, Consultants & Door and Window Manufacturers.

PEGO with its extensive growth has managed its presence on PAN India basis through its sales team and Branch Offices cum Warehouses. The company boasts of state of the art facility with testing laboratory. At its head office, PEGO has created first of its kind Application Centre by a hardware company in fenestration Industry in India with the display of new innovative hardware products & their application. The Company has its In-House R&D Lab fully equipped to measure product cycle testing, powder coating thickness, material composition enabling it to deliver premium quality products with 10 years warranty. All products are backed up with all the requisite certifications from internal & external laboratories.

PEGO under the leadership of its founder Mr. Karan Shah – Foster the team with zeal, thrive and passion leading them to become the company to be "Partner of Choice..!" on a National Level.

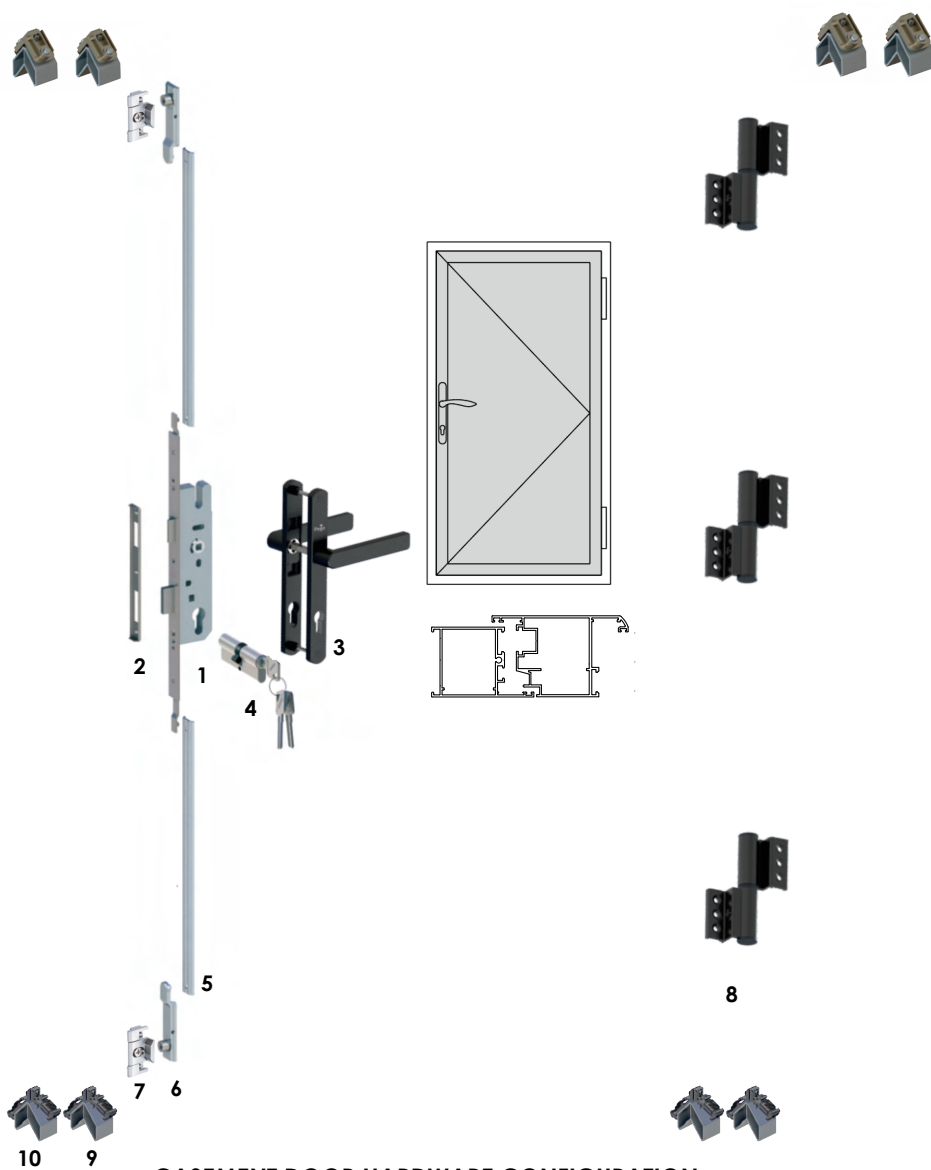




## RANGE OF PRODUCT

1.	SYSTEM HARDWARE CONFIGURATION	6 - 17
2.	CORNER CLEATS	18 - 23
3.	COCKSPUR HANDLES	24 - 25
4.	FRICTION STAYS	26 - 29
5.	TRANSMISSION SYSTEMS	30 - 35
6.	STRIKERS	36 - 44
7.	SHOOTBOLTS	45
8.	CREMONE HANDLES	46 - 49
9.	SPINDLE TRANSMISSION HANDLES	50 - 52
10.	PREMIUM D HANDLES	53 - 57
11.	CONCEALED SLIDING LOCKS	58 - 62
12.	SLIDING PREMIUM HANDLES	63 - 67
13.	MINIMAL SOLUTIONS	68 - 70
14.	SLIDING ROLLERS	71 - 80
15.	CASEMENT LOCK BODY	81 - 84
16.	SYSTEM HARDWARE	85 - 86
17.	CASEMENT DOOR HANDLES	87 - 89
18.	BUMP STOPPER	90
19.	HINGES	91 - 93
20.	PLASTIC ACCESSORIES	94 - 95





**CASEMENT DOOR HARDWARE CONFIGURATION :**

NO.	NAME	ITEM NO.	PAGE NO.
1	MULTIPOINT MORTISE LOCK BODY	MLK 85*35	82
2	COUNTER PLATE	CP 01	84
3	CASEMENT DOOR HANDLE	HD 29	89
4	CYLINDER WITH ULTRA KEYS	CY 85S-2C	83
5	POLYAMIDE STRIP	PLY	33
6	EURO LOCKING PIN	TPLP 02	36
7	ADJUSTABLE STRIKER	TPS 04	36
8	EURO DOOR HINGE	BH 06	92
9	CASEMENT DOOR SASH CORNER CLEAT	ADP 50DS + CC 40	21
10	CASEMENT DOOR FRAME CORNER CLEAT	ADP 50DF + CC 40	21

**HANDLE OPTIONS**



HD 30



HD 22-AS



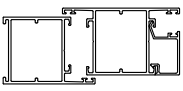
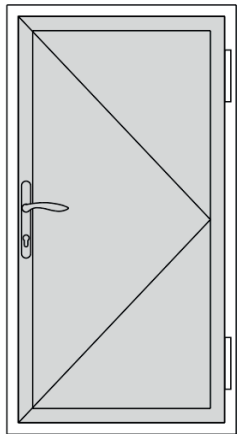
HD 22P



HD 22T

# CASEMENT DOOR SYSTEM 2

(40MM DOOR SERIES)



## HANDLE OPTIONS



HD 22-AS



HD 30



HD 22P



HD 22T



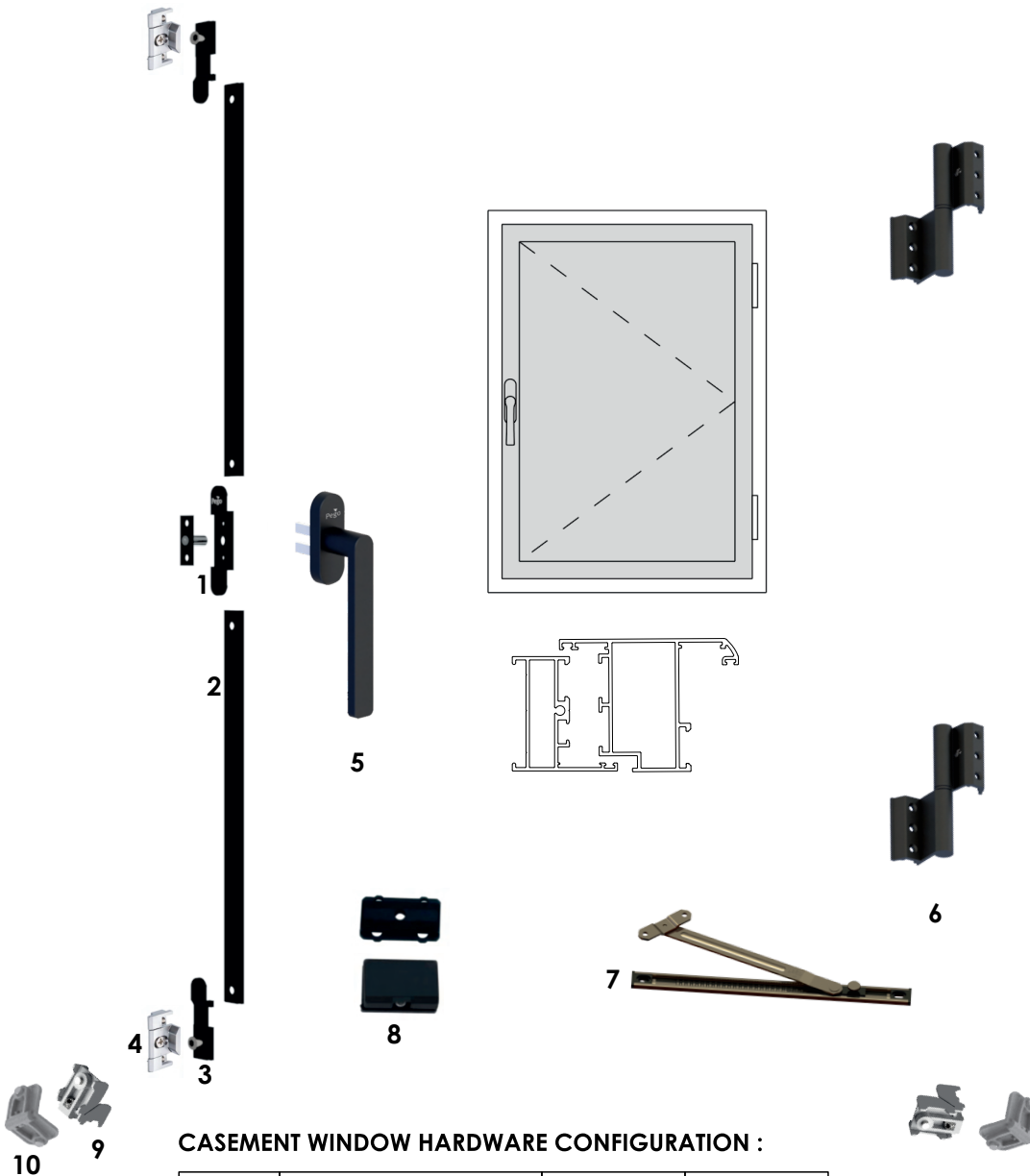
HD 25



HD 21

### CASEMENT DOOR HARDWARE CONFIGURATION :

NO.	NAME	ITEM NO.	PAGE NO.
1	MORTICE LOCK	LK 01 85*25	83
2	MORTICE HANDLE	HD 27	88
3	CYLINDER CAP	CAP 25	89
4	EURO DOOR HINGE	BH 02	92
5	CASEMENT CORNER CLEAT	CC 40	19
6	COUNTER PLATE	CP 01	84



### HANDLE OPTIONS



HD 14



HD 17



HD 19



HD 112



HD 14K



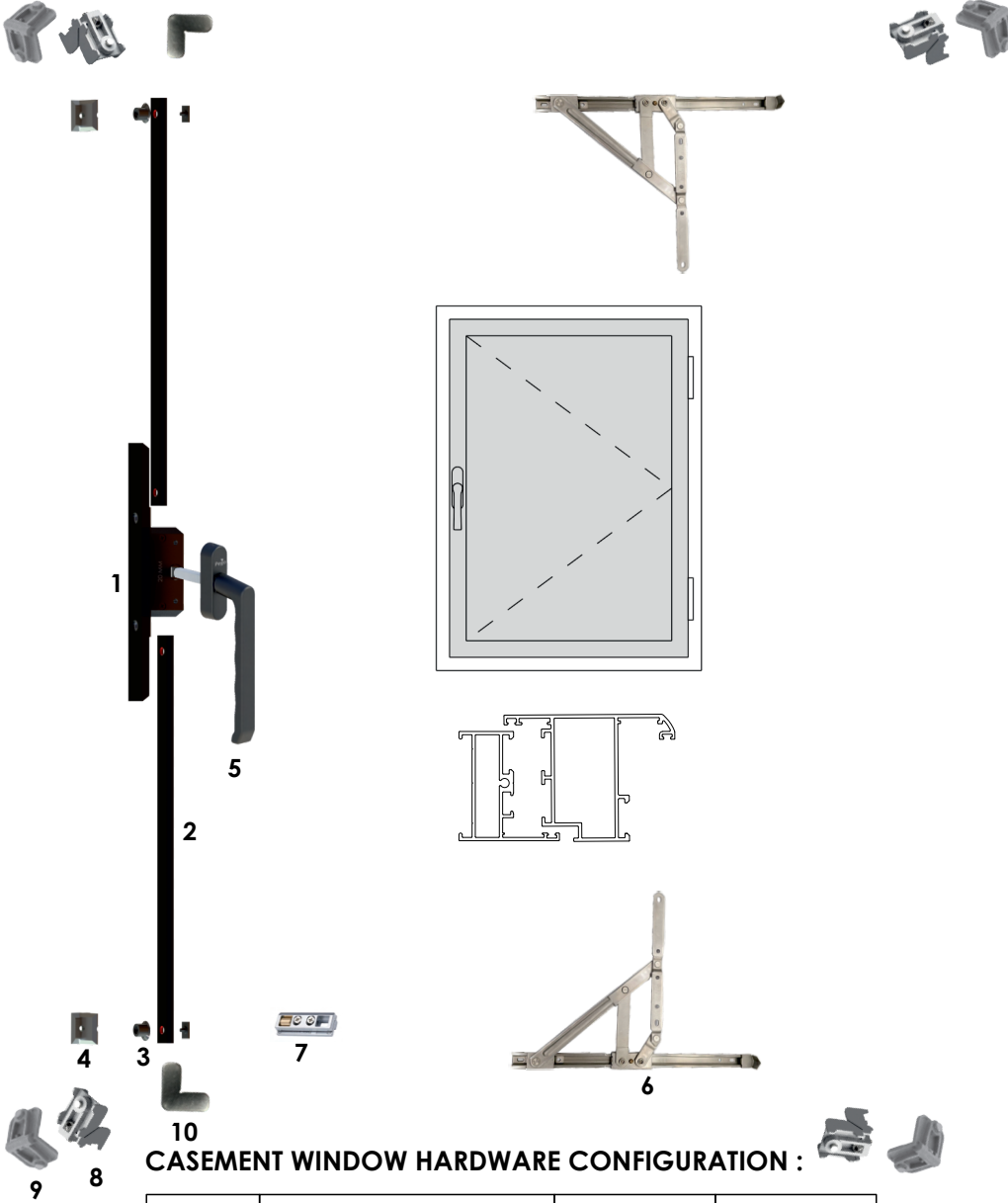
HD 13

### CASEMENT WINDOW HARDWARE CONFIGURATION :

NO.	NAME	ITEM NO.	PAGE NO.
1	EURO T CONNECTOR	TPT 02	38
2	POLYIMIDE STRIP	PLY	33
3	EURO LOCKING PIN	TPLP 02	36
4	ADJUSTABLE STRIKER	TPS 04	36
5	CREMONE HANDLE	SL 54F	48
6	EURO HINGE	BH 01	92
7	EURO GROOVE ARM STAY	ERA	28
8	NYLON SASH LIFTER	HD 62	37
9	CORNER CLEAT WINDOW SHUTTER	CC 50WS	19
10	CORNER CLEAT WINDOW FRAME	CC 50WF	19

# CASEMENT WINDOW SYSTEM 2

(50MM WINDOW SERIES)



CASEMENT WINDOW HARDWARE CONFIGURATION :

NO.	NAME	ITEM NO.	PAGE NO.
1	GEAR BOX	GB 20	33
2	POLYMIDE STRIP	PLY	33
3	LOCKING POINT	TPLP	37
4	EURO STRIKIER	TPS 01	36
5	CASEMENT WINDOW HANDLE	HD 40	
6	EURO GROOVE FRICTION STAY	EUR-CH-FS	29
7	ROLLON SASH LIFTER	HD 61	35
8	CORNER CLEAT WINDOW SHUTTER	CC 50WS	19
9	CORNER CLEAT WINDOW FRAME	CC 50WF	19
10	SHASHWING CONNECTOR	MS 50	94

## HANDLE OPTIONS



HD 37



HD 43



HD 102



### HANDLE OPTIONS



SL 54F



HD 17



HD 112



HD 12K



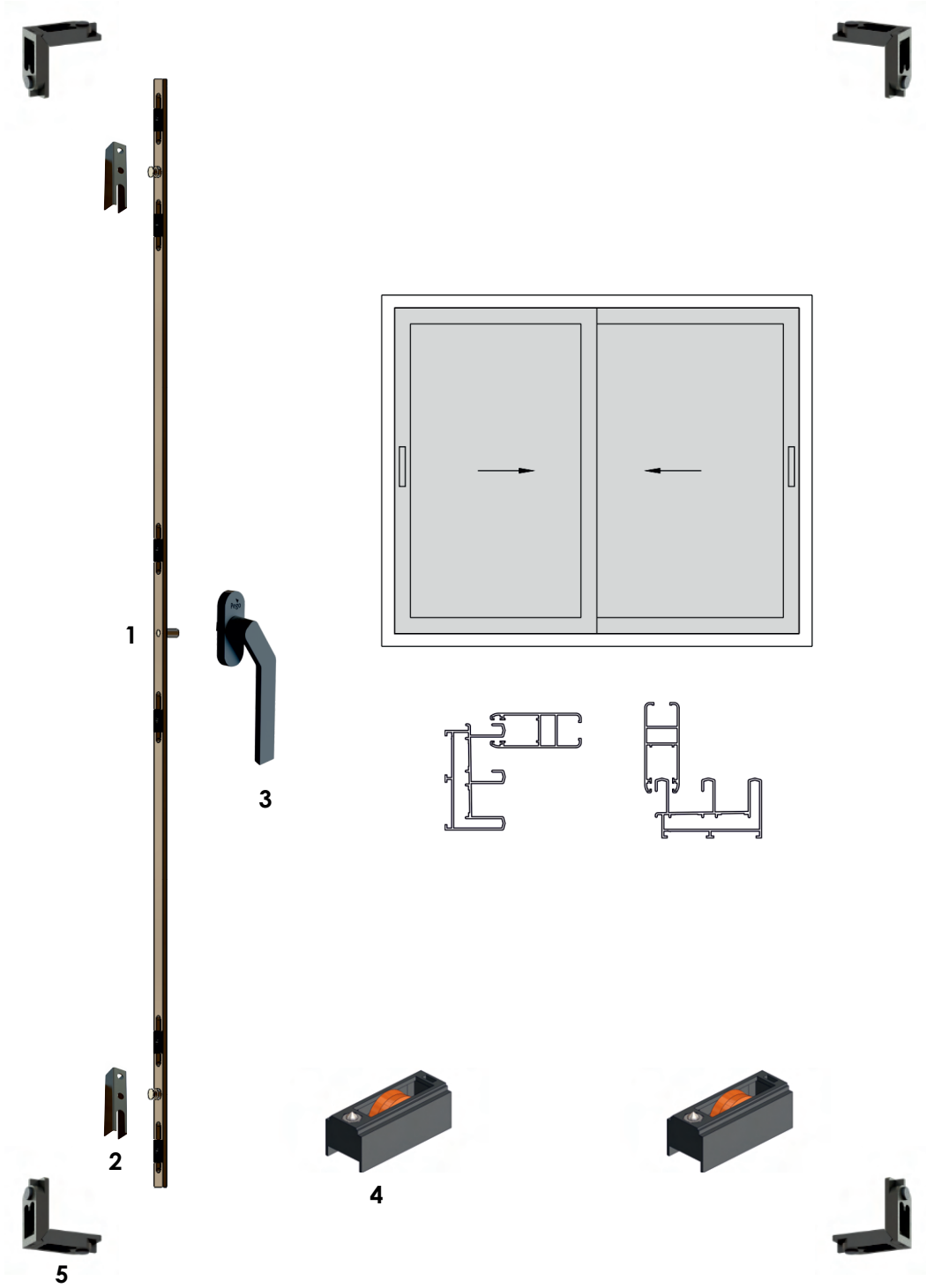
HD 13

### CASEMENT WINDOW HARDWARE CONFIGURATION :

NO.	NAME	ITEM NO.	PAGE NO.
1	TRANSMISSION ROD	CAS-TPG	31
2	STRIKER	TPS 02	36
3	CREMONE FORK HANDLE	HD 14	47
4	BUTT HINGES	BH 02	92
5	CORNER CLEAT	CC 40	19
6	RESTRICTOR ARM	RA	28

# SLIDING WINDOW SYSTEM 1

(NON EURO GROOVE PROFILE)



## HANDLE OPTIONS



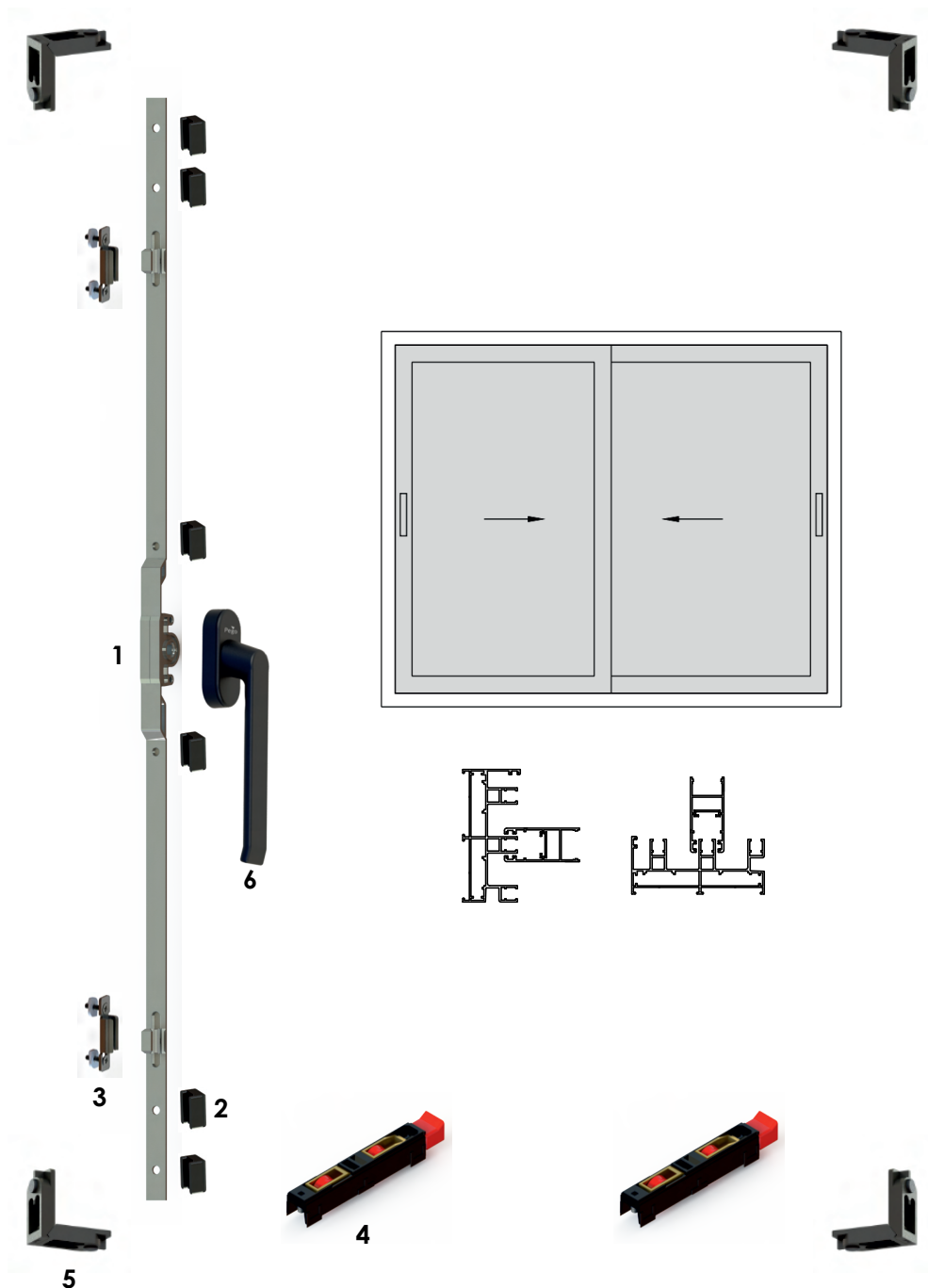
SL 50F



SL 47F

### SLIDING WINDOW HARDWARE CONFIGURATION :

NO.	NAME	ITEM NO.	PAGE NO.
1	SLIDING TRANSMISSION ROD	SLID-TPG	31
2	SLIDING STRIKER	SCP 11	42
3	SLIDING CREMONE HANDLE	SL 47FT	49
4	ADJUSTABLE SINGLE WHEEL ROLLER	SR 05	72
5	CORNER CLEAT	CC 27	20



### HANDLE OPTIONS



SL 38



SL 47FT



SL 111



SL 47



SL 47K



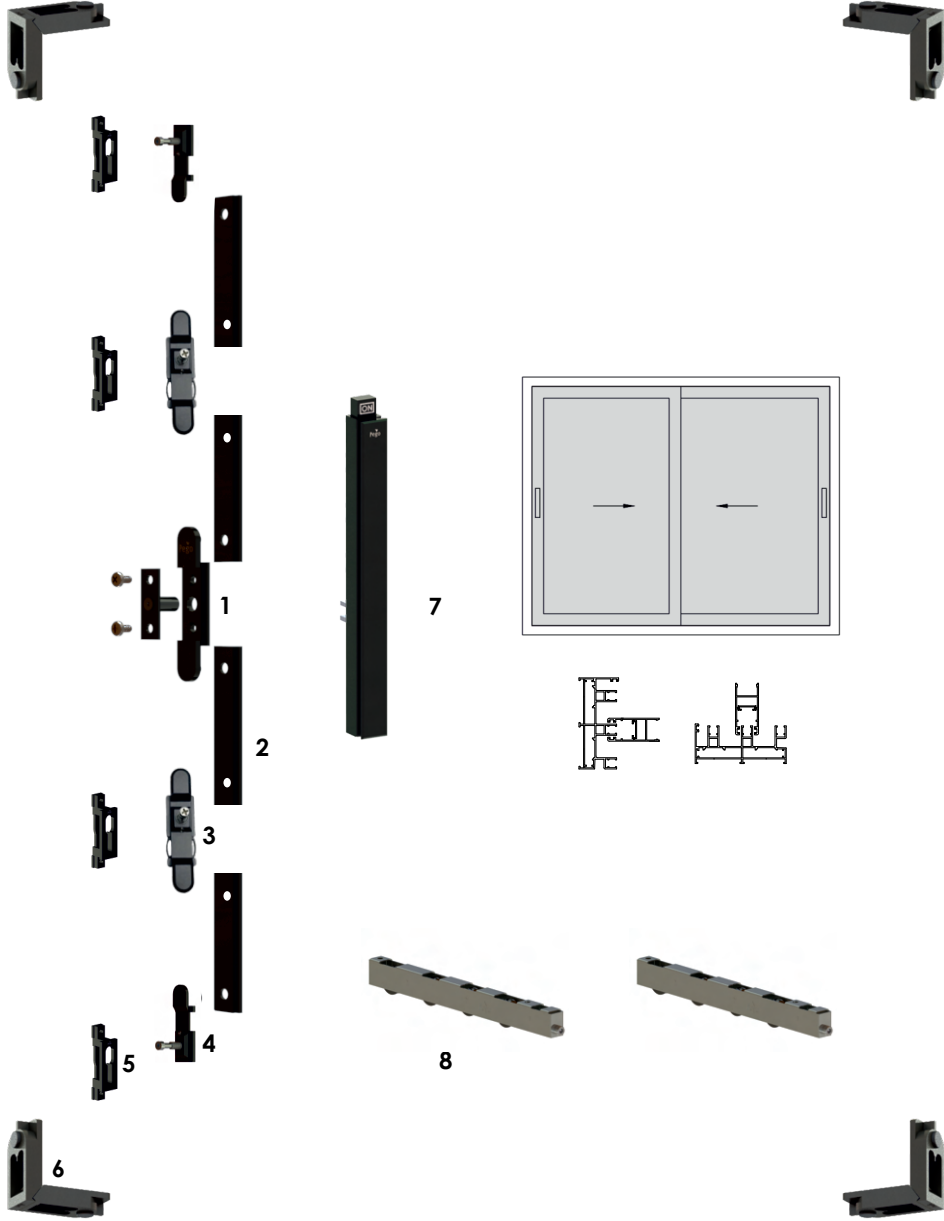
SL 203

### SLIDING WINDOW HARDWARE CONFIGURATION :

NO.	NAME	ITEM NO.	PAGE NO.
1	SLIDING ESPAGE 7.5MM	SWG	31
2	PVC ADUSTER	PVC-ADJ	
3	SLIDING STRIKER	SCP 14	41
4	ADJUSTABLE DOUBLE ROLLER	SR 01BB	72
5	CORNER CLEAT	CC 29	20
6	TRANSMISSION SHORT NECK HANDLE	SL 50 N	52

# SLIDING WINDOW SYSTEM 4

(EURO GROOVE PROFILE)



## HANDLE OPTIONS



SL 106



SL 82



SL 83



SL 108



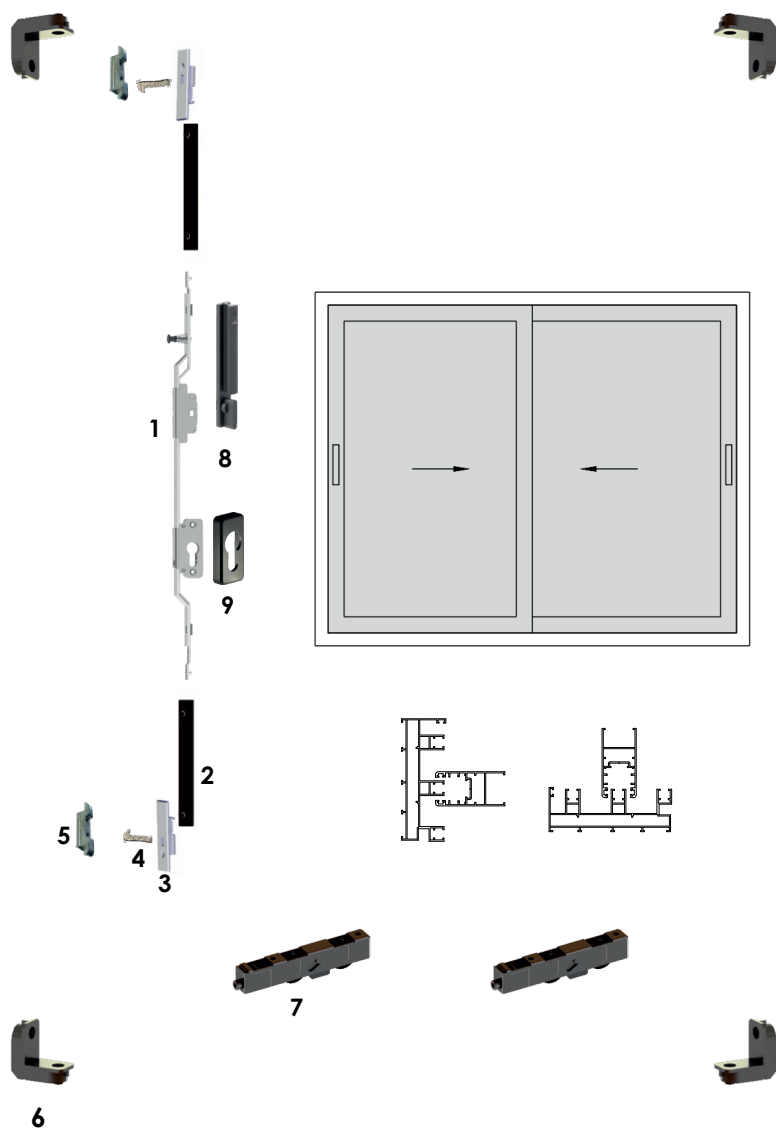
SL 101



SL 102

### SLIDING WINDOW HARDWARE CONFIGURATION :

NO.	NAME	ITEM NO.	PAGE NO.
1	EURO T CONNECTOR	TPT 02	38
2	POLYAMIDE	PLY	33
3	TWO WAY LOCKING PIN	SN 12	41
4	SINGLE WAY LOCKING PIN	SN 11	41
5	STRIKER	SCP 16	40V
6	CORNER CLEAT	CC 29	20
7	SLIDING FORK HANDLE	SL 84	64
8	ADJ FOUR WHEEL ROLLER	SR 73	76



### HANDLE OPTIONS



SL 211



SL 50 N



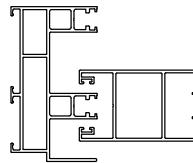
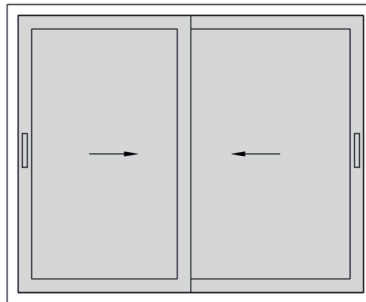
SL 47-FT

### SLIDING WINDOW HARDWARE CONFIGURATION :

NO.	NAME	ITEM NO.	PAGE NO.
1	CYLINDER GEARBOX 7MM	GB-CY-07	34
2	POLYAMIDE	PLY	33
3	SLIM NIB HOLDER	SN 07	43
4	SLIDING J HOOK	SN 08	43
5	STRIKER	SCP 05	40
6	CORNER CLEAT	CC 37	20
7	ADJUSTABLE U GROOVE ROLLER	SR 54	75
8	SLIDING LOCKABLE HANDLE	SL 111	57
9	CYLINDER CAP	CAP 21	89

# SLIDING WINDOW SYSTEM 3

(NON EURO GROOVE PROFILE)



## HANDLE OPTIONS



SL 91



SL 45



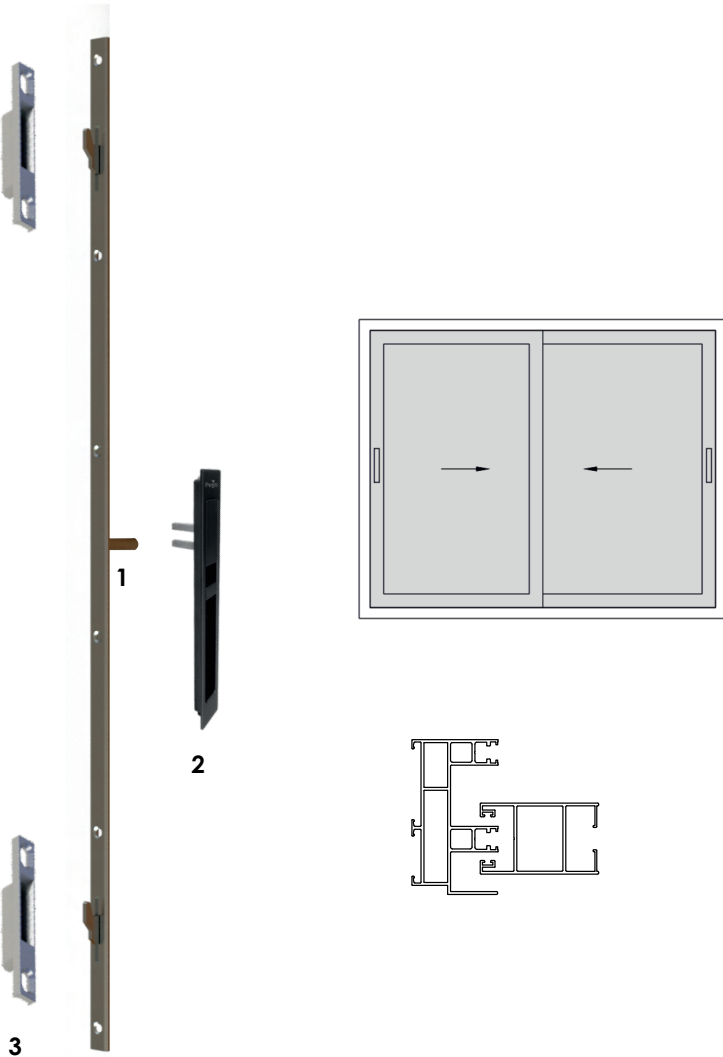
SL 54



SL 111

### SLIDING WINDOW HARDWARE CONFIGURATION :

NO.	NAME	ITEM NO.	PAGE NO.
1	U BEND GEAR BOX	UBGB 03	35
2	U BEND EXTENSION-BOTTOM/TOP	UBGB 05	35
3	CYLINDER CAP	CAP 21	82
4	SLIDING HANDLE	SL 111	57
5	SLIDING STRIKER	SCP 04	39
6	CYLINDER WITH ULTRA KEYS	CY 60	90



## HANDLE OPTIONS



SL 14F



SL 75



SL 86



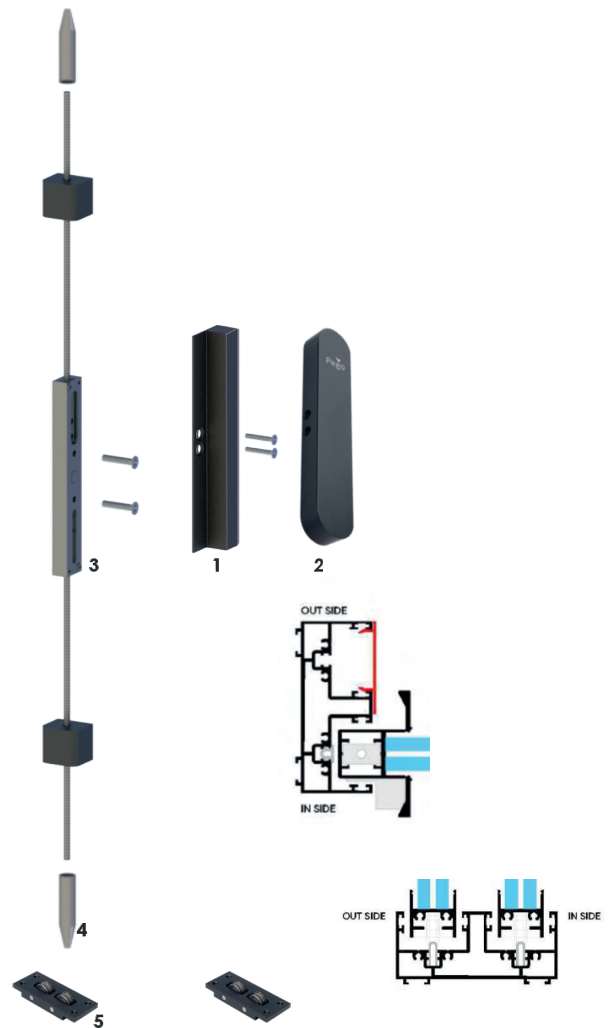
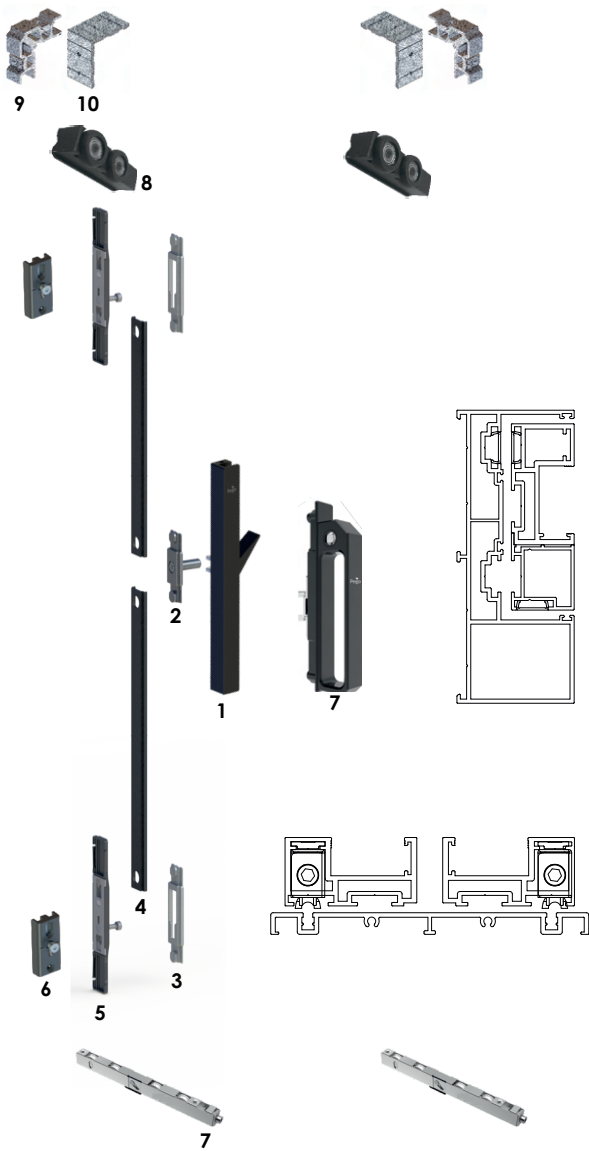
SL 132



SL 135K

### SLIDING WINDOW HARDWARE CONFIGURATION :

NO.	NAME	ITEM NO.	PAGE NO.
1	NON EURO TRANSMISSION ROD	SLID-TPG-HK	31
2	CONCEALED MULTI POINT HANDLE	SL 80	61
3	SLIDING STRIKER	SCP 04	39



**SLIDING SLIMO HARDWARE CONFIGURATION :**

S.NO.	NAME	ITEM NO.
1	SLIMO HANDLE	SL 110
2	EURO T CONNECTOR	TPT 05
3	SLIMO LOCKING PIN	SN 10
4	SLIMO STRIKER	SCP 10
5	SLIMO POLYAMIDE	PLY 480
6	COUNTER PLATE	SCP 09
7	ADJUSTABLE U GROOVE ROLLER	SR 53
8	TOP GUIDE ROLLER	SR 201
9	CORNER CLEAT	CC 1518
10	CORNER CLEAT	CC 3205

**SLIDING MINIMAL HARDWARE CONFIGURATION :**

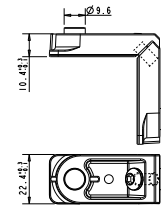

S.NO.	NAME	ITEM NO.
1	MINIMAL SLEEK HANDLE	SL 307
2	MINIMAL HANDLE	SL 306
3	TWO WAY GEAR BOX	GB 103
4	SS END CAP	SN 32
5	MINIMAL ROLLER	SR 153





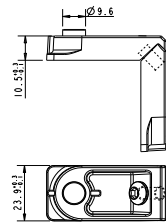
SLIDING CORNER  
CLEAT  
(27MM SERIES)

**CC 27**



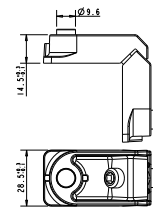
SLIDING CORNER  
CLEAT  
(29MM SERIES)

**CC 29**



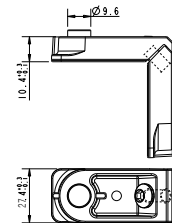

SLIDING CORNER  
CLEAT  
(37MM SERIES)

**CC 37**



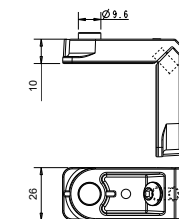
SLIDING CORNER  
CLEAT  
(35 MM SERIES)

**CC 35**



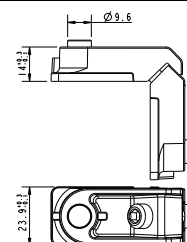
CASEMENT CORNER  
CLEAT



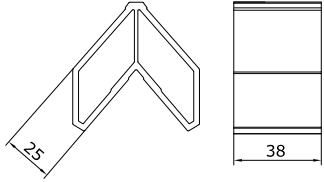
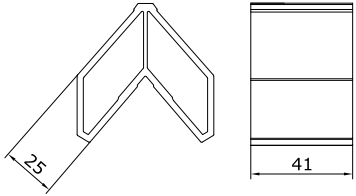
**CC 2610**



CORNER CLEAT

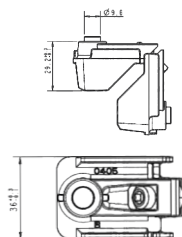
**CC 443**



<p>CORNER CLEAT</p> <p><b>CC 3414</b></p>		
<p>CORNER CLEAT</p> <p><b>CC 3431</b></p>		
<p>CORNER CLEAT</p> <p><b>CC 3615</b></p>		
<p>CORNER CLEAT</p> <p><b>CC 46ALP</b></p>		
<p>CORNER CLEAT ADAPTER</p> <p><b>ADP 50DS</b></p>		
<p>CORNER CLEAT ADAPTER</p> <p><b>ADP 50DF</b></p>		

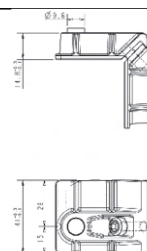
CORNER CLEAT

**CC 3629**



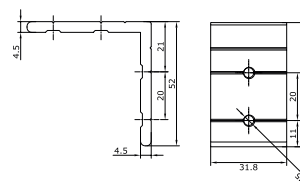

CORNER CLEAT

**CC 4115**



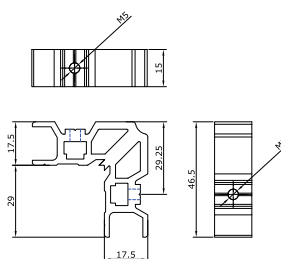

SLIMO CORNER CLEAT

**CC 3205**



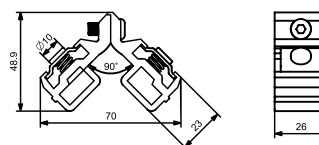
SLIMO CORNER CLEAT

**CC 1518**



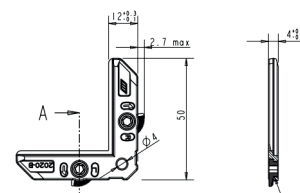
CORNER CLEAT

**CC 2623**



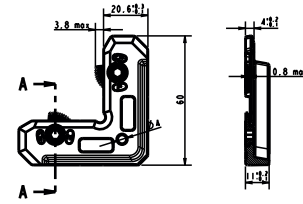
SASH WING  
CONNECTOR

**MS 1204**



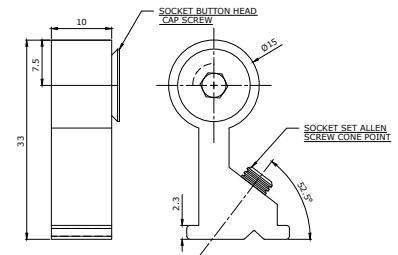
SASH WING  
CONNECTOR

**MS 2104**



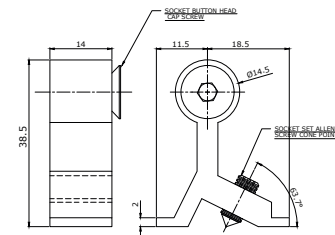
MULLION CONNECTOR  
(50MM SERIES)

**MC 50**



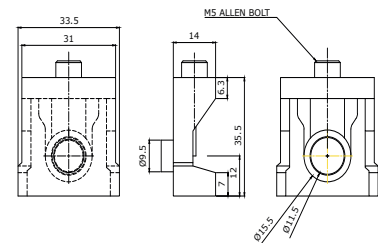

MULLION CONNECTOR  
(40MM SERIES)

**MC 40A**



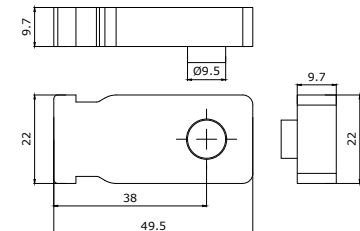
MULLION CONNECTOR  
(40MM SERIES)

**MC 40B**



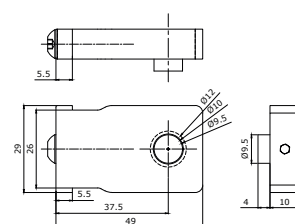
SLIDING MULLION  
CONNECTOR  
(27/29MM SERIES)

**MC 29**



SLIDING MULLION  
CONNECTOR  
(32MM SERIES)

**MC 32**





## COCKSPUR HANDLES



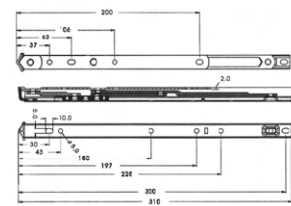




# FRICTION STAYS

STAINLESS STEEL  
FRICTION STAY  
(BAR THICKNESS: 2mm)

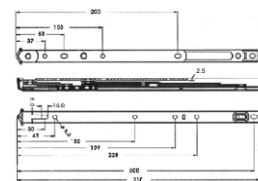
**FS**



PRODUCT CODE	Hinge Size (in/mm)	Stack Height (mm)	Side Hung		Top Hung		Load Capacity (kgs)	Opening Angle (+/- 2.5°)
			Max Shutter Width (mm)	Max Shutter Height (mm)	Max Shutter Width (mm)	Max Shutter Height (mm)		
FS 08 A	08/205	13.5	450	900	900	450	8	87.5
FS 10 A	10/255	13.5	500	850	850	500	10	87.5
FS 12 A	12/310	13.5	550	1200	1200	550	12	87.5
FS 14 A	14/355	13.5	650	1200	1200	650	15	87.5
FS 16 A	16/405	13.5	650	1350	1350	650	17	87.5

STAINLESS STEEL  
FRICTION STAY  
(BAR THICKNESS: 2.5MM)

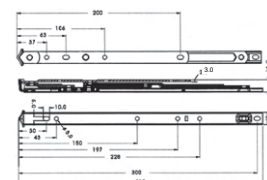

**FS -B**



PRODUCT CODE	Hinge Size (in/mm)	Stack Height (mm)	Side Hung		Top Hung		Load Capacity (kgs)	Opening Angle (+/- 2.5°)
			Max Shutter Width (mm)	Max Shutter Height (mm)	Max Shutter Width (mm)	Max Shutter Height (mm)		
FS 10 B	10/255	16	500	1100	1100	500	12	87.5
FS 12 B	12/310	16	575	1200	1200	575	16	87.5
FS 14 B	14/355	16	650	1350	1350	650	19	87.5
FS 16 B	16/405	16	700	1500	1500	700	21	87.5
FS 18 B	18/455	16	750	1600	1600	750	23	87.5

STAINLESS STEEL  
FRICTION STAY  
(HEAVY DUTY)

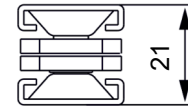
**FS-C**



PRODUCT CODE	Hinge Size (in/mm)	Stack Height (mm)	Side Hung		Top Hung		Load Capacity (kgs)	Opening Angle (+/- 2.5°)
			Max Shutter Width (mm)	Max Shutter Height (mm)	Max Shutter Width (mm)	Max Shutter Height (mm)		
FS 10 C	10/255	16	600	1200	1200	600	22	87.5
FS 12 C	12/310	16	650	1300	1300	650	30	87.5
FS 14 C	14/355	16	700	1400	1400	700	34	87.5
FS 16 C	16/405	16	750	1500	1500	750	40	87.5
FS 20 C	20/505	16	NA	NA	1500	1500	80	30
FS 24 C	24/555	16	NA	NA	1500	1700	100	30

SINGLE X  
PARALLEL STAY

**PS-X**

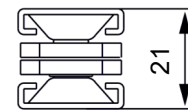


22

SIZE: 12', 18'

DOUBLE XX  
PARALLEL STAY

**PS-XX**

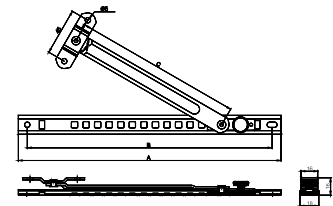


22

SIZE: 24'

STAINLESS STEEL  
RESTRICTOR ARM

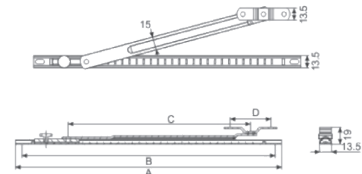
**RA**



SIZE: 10', 12'

EURO GROOVE  
ARM STAY

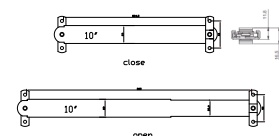
**ERA**



SIZES 10', 12' & 14'

LIMITING ARM STAY

**RA 102**



SIZES 10', 12' & 14'

## EURO GROOVE HEAVY DUTY STAY

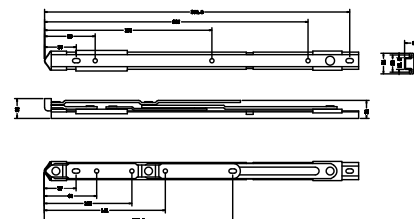
**EF5**



PRODUCT CODE	Hinge Size (in/mm)	Stack Height (mm)	Side Hung		Top Hung		Load Capacity (kgs)	Opening Angle (+/- 2.5°)
			Max Shutter Width (mm)	Max Shutter Height (mm)	Max Shutter Width (mm)	Max Shutter Height (mm)		
EF512	12/310	20	650	1300	1300	650	40	87.5
EF514	14/355	20	750	1600	1400	750	50	87.5

## EURO GROOVE FRICION STAY

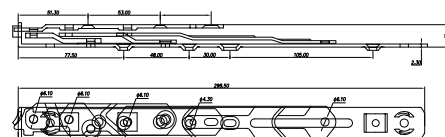
**EUR-CH-FS**



PRODUCT CODE	Hinge Size (in/mm)	Stack Height (mm)	Side Hung		Top Hung		Load Capacity (kgs)	Opening Angle (+/- 2.5°)
			Max Shutter Width (mm)	Max Shutter Height (mm)	Max Shutter Width (mm)	Max Shutter Height (mm)		
EUR-CH-FS12	12/310	20	650	1300	1300	650	25	87.5
EUR-CH-FS14	14/355	20	700	1400	1400	700	30	87.5
EUR-CH-FS16	16/405	20	750	1500	1500	750	35	87.5

## EURO GROOVE FRICION STAY

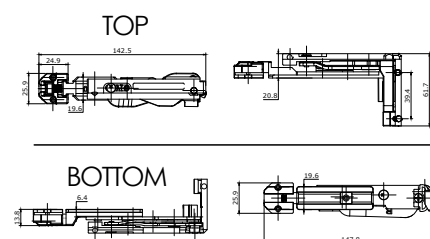
**UNI-EUR-FS**



CAPACITY: 60 KGS

## EURO GROOVE CONCEALED STAY (LEFT/RIGHT)

**CS 02**



CAPACITY: 100 KGS



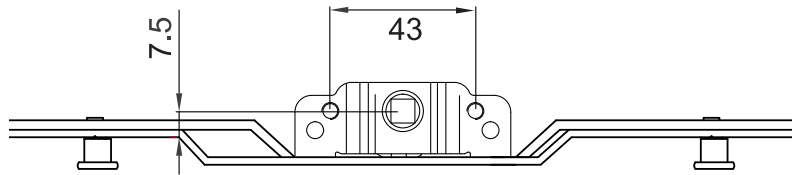
## TRANSMISSION SYSTEM

---



SLIDING  
WINDOW ESPAGE  
(7.5MM BASCET)

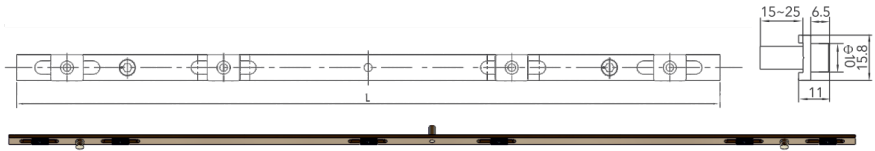
**SWG**



SIZE: 400-2000MM

SLIDING  
NON EURO GEAR

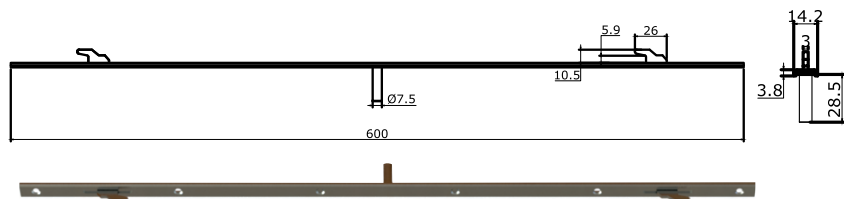
**SLID-TPG**



SIZE: 600-1800MM

SLIDING  
NON EURO GEAR

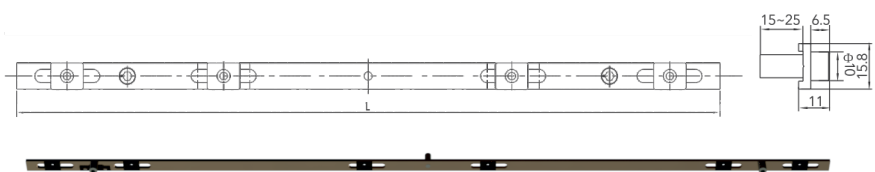
**SLID-TPG-HK**



SIZE: 600/1200/1800MM

CASEMENT  
NON EURO GEAR

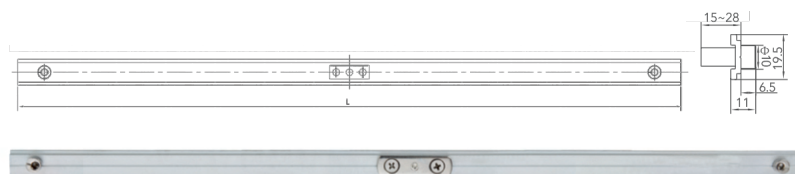
**CAS-TPG**



SIZE: 600-1200MM

CASEMENT  
EURO GEAR

**EUR-TPG**



SIZE: 800-1200MM

CASEMENT  
EURO EXTENSION GEAR

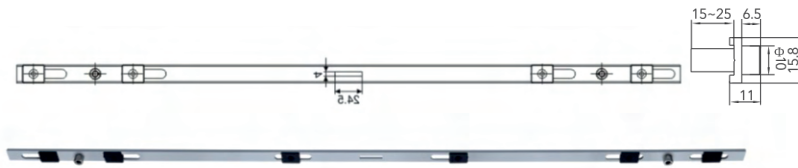
**EUR-EXT**



SIZE: 1000MM

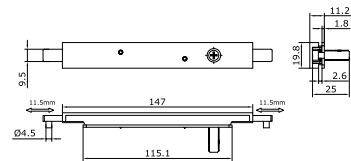
TOP HUNG  
NON EURO GEAR

**FAC-TPG**



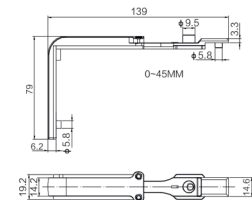

EURO GEAR BOX  
(TWO WAY)

**GB 102**



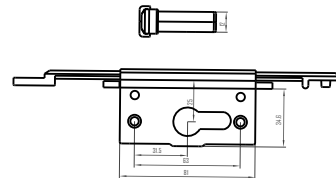
CORNER DRIVE

**CD 01**



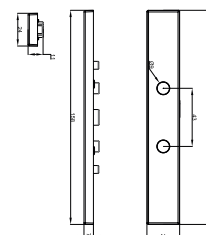
INTEGRATED CYLINDRICAL  
GEAR BOX

**GB-CY-25**



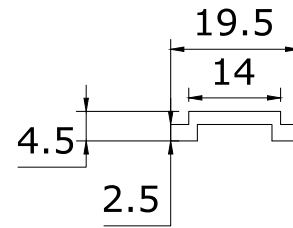

2 WAY  
GEARBOX

**GB101**



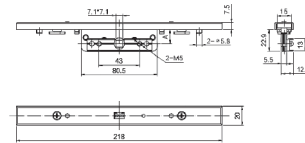
POLYAMIDE

**PLY**



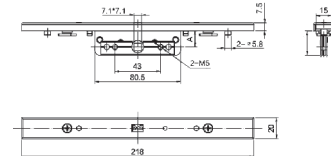
GEAR BOX  
(8 MM BACSET)

**GB 08**



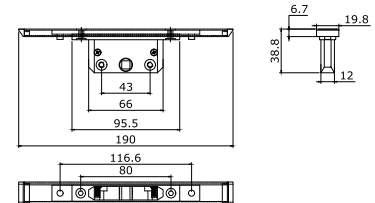
GEAR BOX  
(15 MM BACSET)

**GB 15**



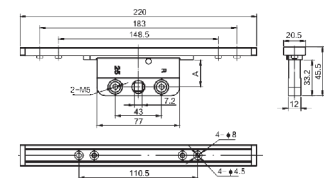
GEAR BOX  
(20 MM BACSET)

**GB 20**



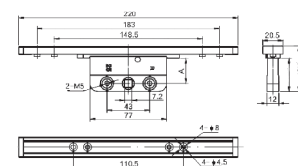
GEAR BOX  
(25 MM BACSET)

**GB 25**



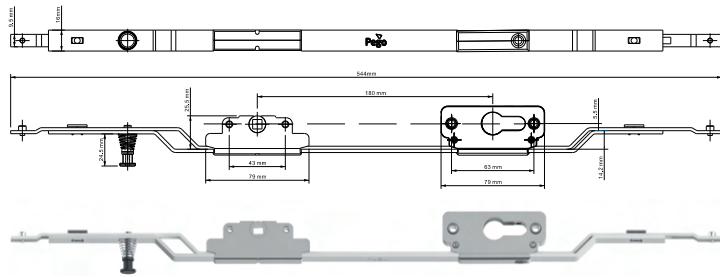
GEAR BOX  
(30 MM BACSET)

**GB 30**



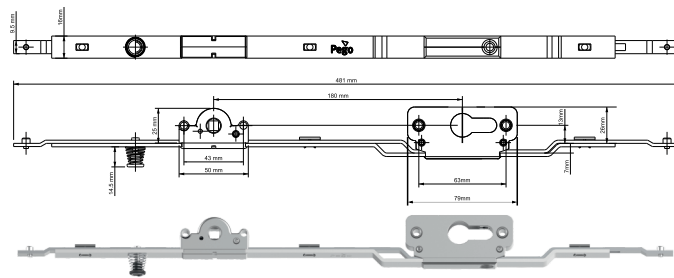
SPINDLE BASE  
CYLINDER GEARBOX  
(7MM BACSET)

**GB-CY-07**



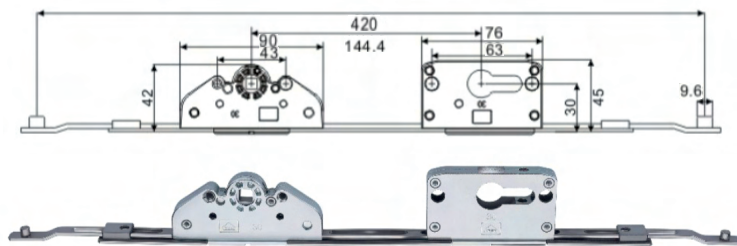
SPINDLE BASE  
CYLINDER GEARBOX  
(15MM BACSET)

**GB-CY-15**



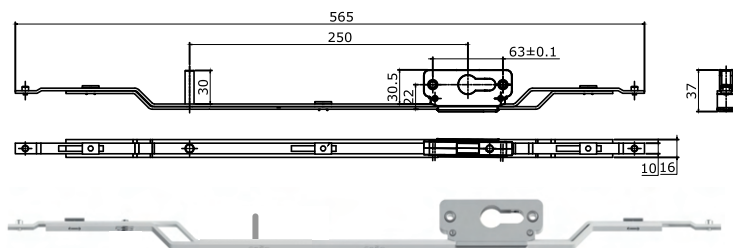
SPINDLE BASE  
CYLINDER GEARBOX  
(30MM BACSET)

**GB-CY-30**



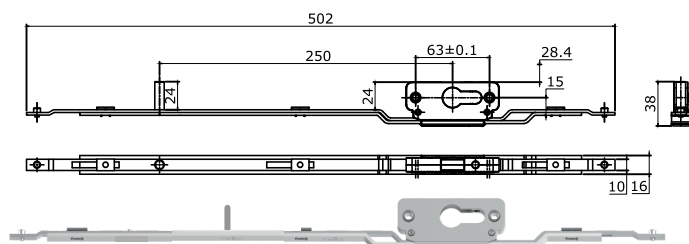
FORK BASE  
CYLINDER GEARBOX  
(7MM BACSET)

**GB-CY-107**



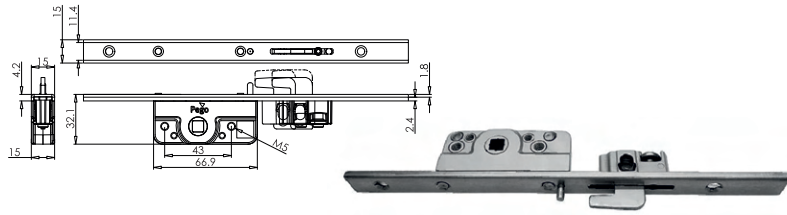
FORK BASE  
CYLINDER GEARBOX  
(15MM BACSET)

**GB-CY-115**




U BEND GEAR BOX  
(20 MM BACSET)

**UBGB 01**



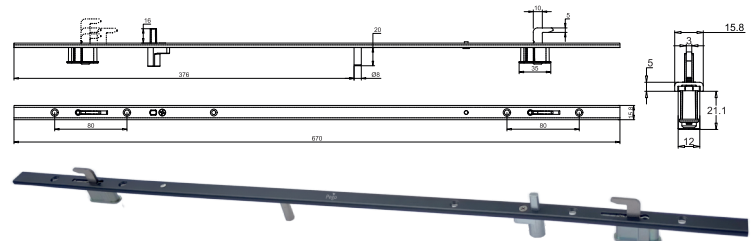
U BEND TRANSMISSION  
ROD (BACSET 12MM)

**UBGB 03**



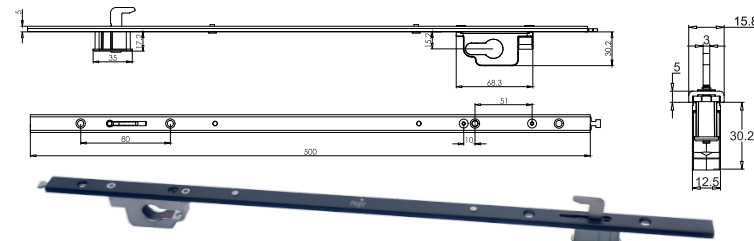
U BEND TRANSMISSION  
ROD

**UBGB 04**



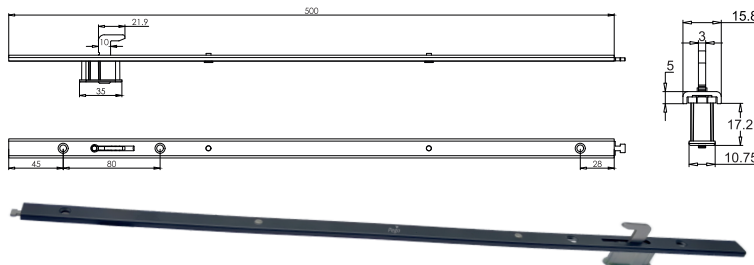
U BEND LOCKABLE  
EXTENSION

**UBGB 05**



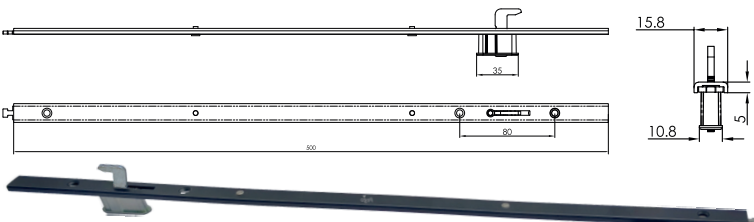
U BEND  
EXTENSION  
(BOTTOM)

**UBGB 06**



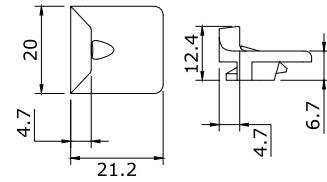
U BEND  
EXTENSION  
(TOP)

**UBGB 08**



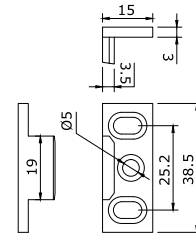

EURO STRIKER

**TPS 01**



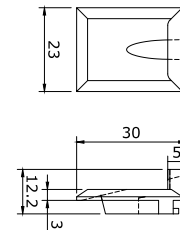
NON EURO STRIKER

**TPS 02**



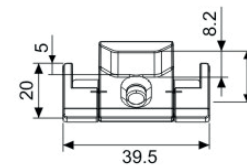
NON EURO STRIKER

**TPS 03**



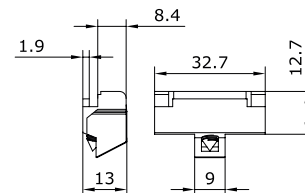
ADJUSTABLE EURO STRIKER

**TPS 04**



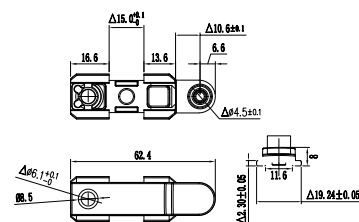
EURO TYPHOON DOUBLE STRIKER

**TPS 06**



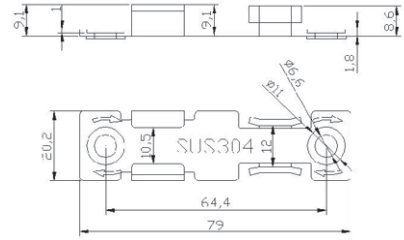

EURO CASEMENT LOCKING PIN

**TPLP 02**



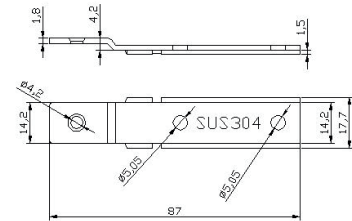

EURO TYPHOON  
DOUBLE STRIKER

**TPS 05**



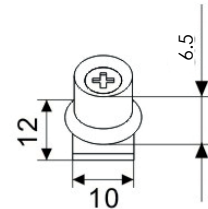
CASEMENT TYPHOON  
LOCKING PAUL

**TPLP 03**



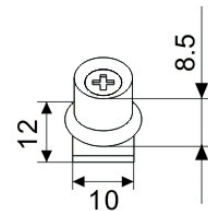
CASEMENT  
LOCKING PAUL  
(6.5MM)

**TPLP 06**



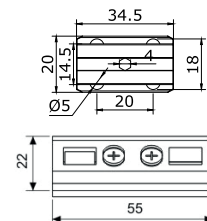
CASEMENT  
LOCKING PAUL  
(8.5MM)

**TPLP 08**



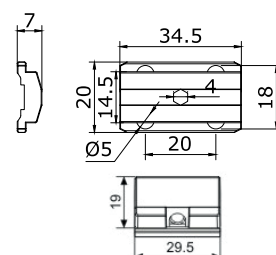
ROLLON SASH  
LIFTER

**HD 61**



NYLON SASH  
LIFTER

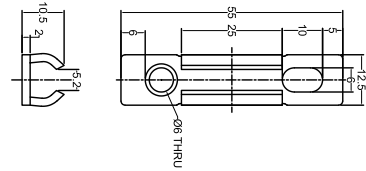
**HD 62**



<p>T CONNECTOR</p> <p><b>TPT</b></p>		
<p>EURO T CONNECTOR</p> <p><b>TPT 02</b></p>		 <p>SIZE: 15/25/30MM</p>
<p>EURO FORK CONNECTOR</p> <p><b>TPT 03</b></p>		
<p>T CONNECTOR</p> <p><b>TPT 04</b></p>		
<p>FORK EXTENSION</p> <p><b>TPFE</b></p>		
<p>SLIDING TWOWAY LOCKING PIN</p> <p><b>SN 21</b></p>		

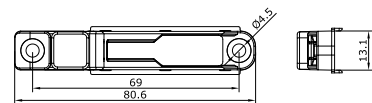
COUNTER PLATE

**SWK 02**



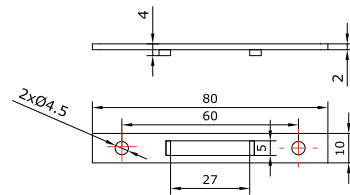

COUNTER PLATE

**SWK 04**



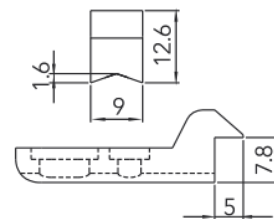
COUNTER PLATE

**SCP 01**



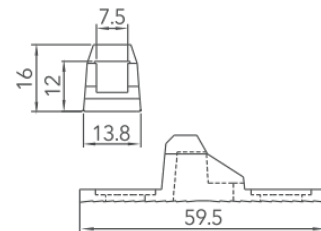
COUNTER PLATE

**SCP 02**



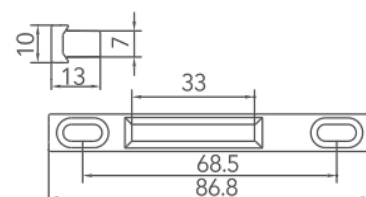

COUNTER PLATE

**SCP 03**



COUNTER PLATE

**SCP 04**

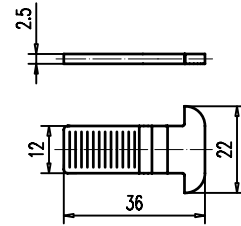






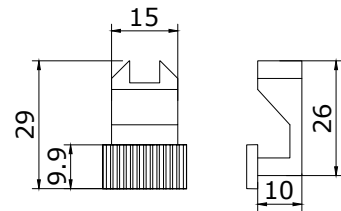

SLIDING NIB

**SN 01**



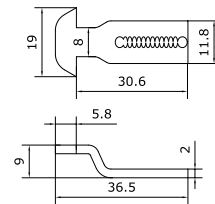
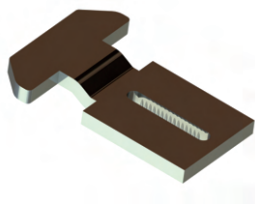
SLIDING NIB

**SN 02**



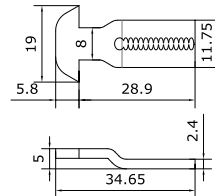
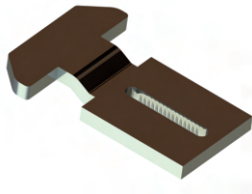
SLIDING NIB

**SN 06**



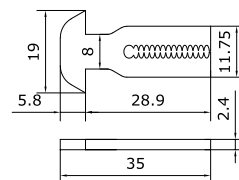
SLIDING NIB

**SN 22**



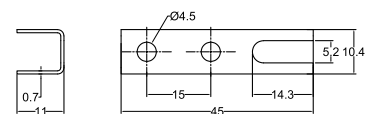
SLIDING NIB

**SN 23**



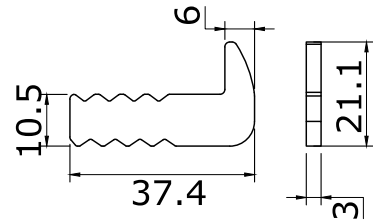
COUNTER PLATE

**SCP 11**



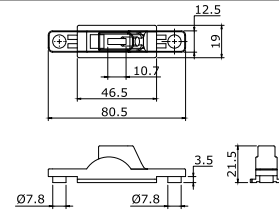
SLIDING J HOOK

**SN 03**



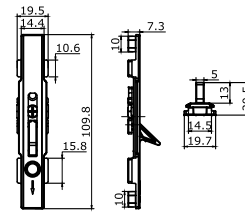
NIB HOLDER

**SN 04**



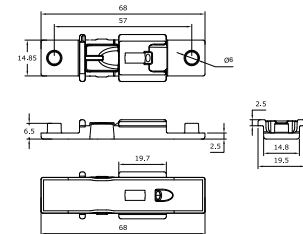

ANTI HANDLING  
CONNECTOR

**SN 05**



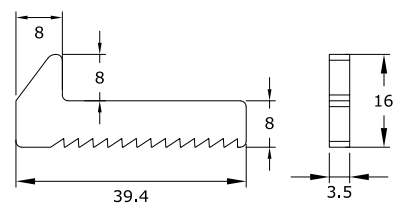
SLIM NIB  
HOLDER

**SN 07**



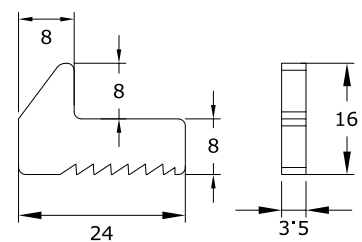
SLIDING J HOOK

**SN 08**



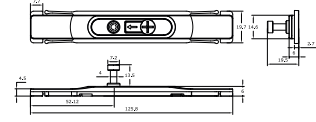
SLIDING J HOOK

**SN 09**



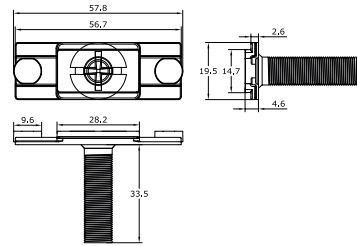
SLIMO STRIKER

**SCP 10**



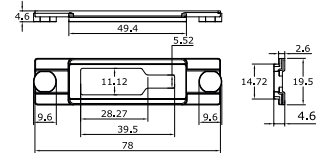
SLIMO T CONNECTOR

**TPT 05**



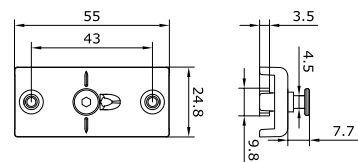
SLIMO LOCKING PIN

**SN 10**



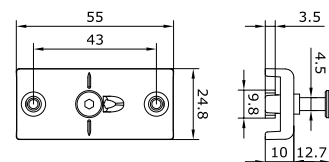

COUNTER PLATE

**SCP 09**



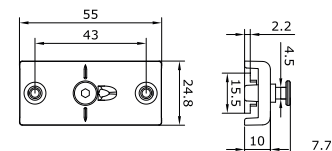
COUNTER PLATE

**SCP 21**



COUNTER PLATE

**SCP 22**







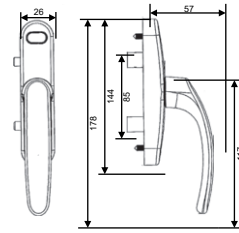
## CREMONE HANDLES



# CREMONE HANDLES

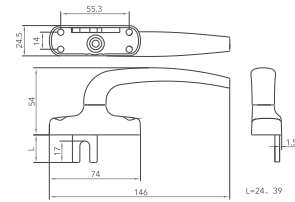
CREMONE HANDLE  
(DOUBLE FORK)

**HD 11**



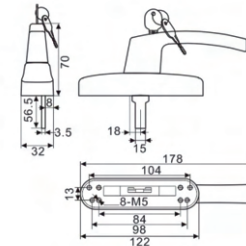
CREMONE HANDLE  
(SINGLE FORK)

**HD 12**



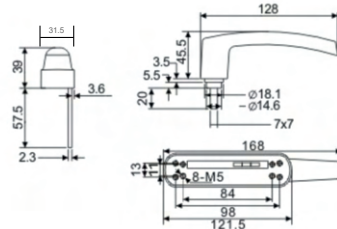
CREMONE HANDLE  
WITH KEY  
(SINGLE FORK)

**HD 12K**



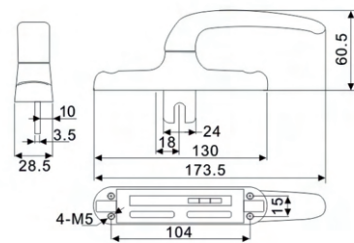
DETACHABLE  
CREMONE HANDLE  
(SINGLE FORK)

**HD 13**



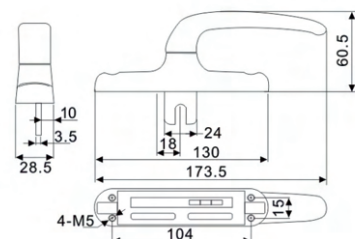
CREMONE HANDLE  
(SINGLE FORK)

**HD 14**



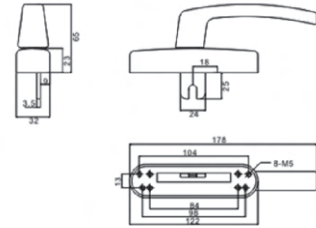
CREMONE HANDLE  
WITH KEY  
(SINGLE FORK)

**HD 14K**



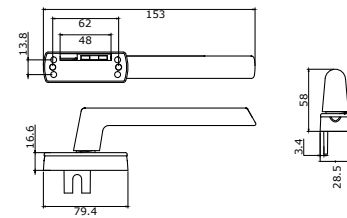
CREMONE HANDLE  
(SINGLE FORK)

**HD 15**



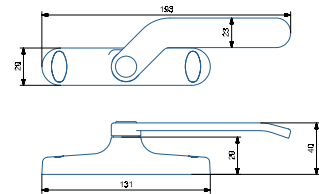
CREMONE HANDLE  
(SINGLE FORK)

**HD 17**



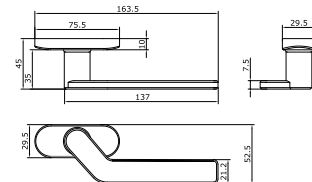
CREMONE HANDLE  
(SINGLE FORK)  
(LEFT/RIGHT)

**HD 18**



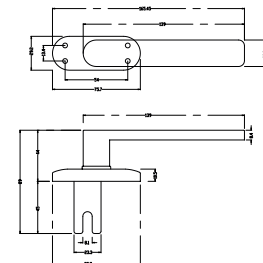

CREMONE HANDLE  
(SINGLE FORK)  
(LEFT/RIGHT)

**HD 19**



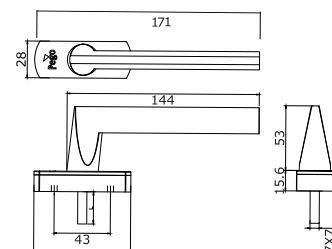
CREMONE HANDLE  
(SINGLE FORK)

**SL 54F**



CREMONE SLEEK  
HANDLE  
(SINGLE FORK)

**HD 112**







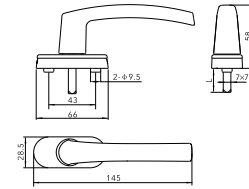
## TRANSMISSION HANDLES

---



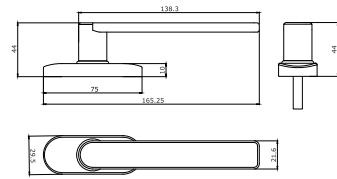

TRANSMISSION  
HANDLE

**SL 34M**



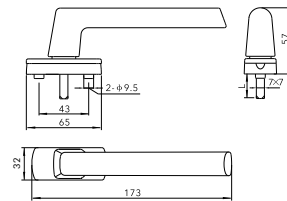
TRANSMISSION  
HANDLE

**SL 54F**



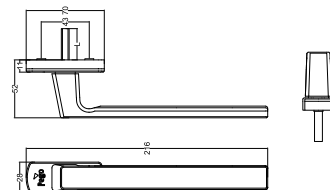
SLIDING LONG  
DOOR HANDLE

**SL 45**



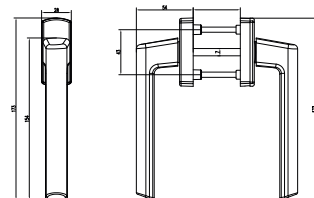
SLIDING LONG  
DOOR HANDLE

**SL 91**



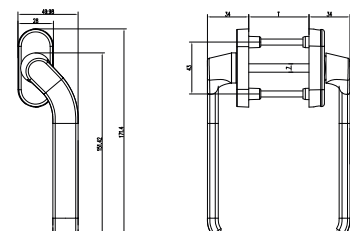
SLIDING BOTH SIDE  
LONG HANDLE

**SL 122**



SLIDING BOTH SIDE  
CRANK HANDLE  
(LEFT/RIGHT)

**SL 123**



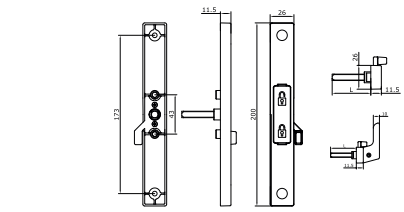


PREMIUM D HANDLE



SLIDING LEVER METRO HANDLE

**SL 211**

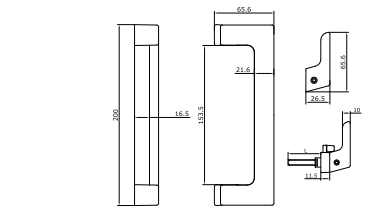


SLIDING D HANDLE  
(FOR LEVER  
METRO HANDLE)

**SL 212**



**SL 211+212**

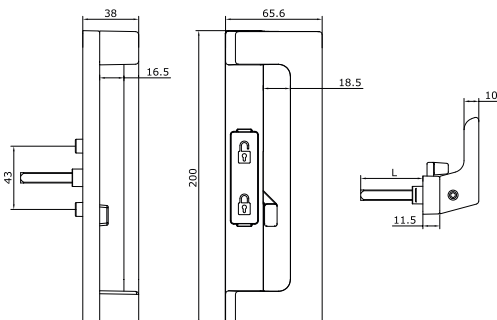
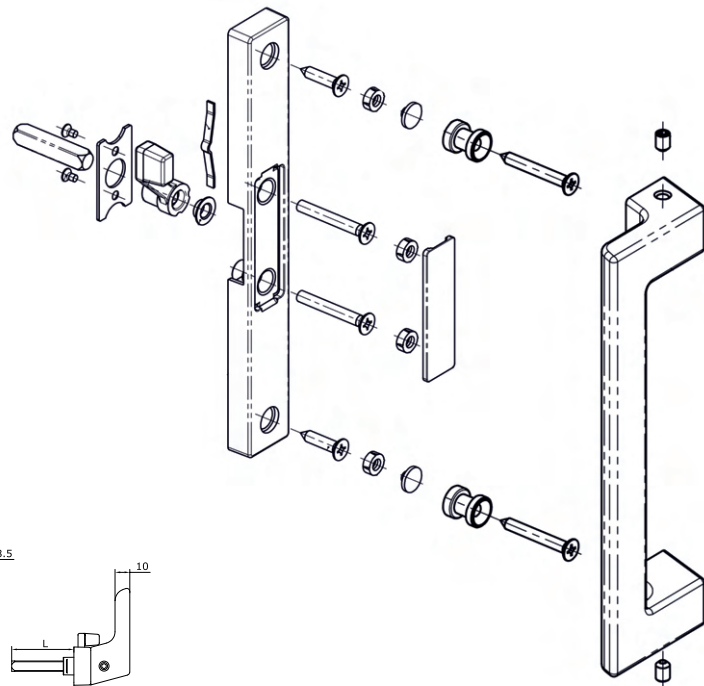
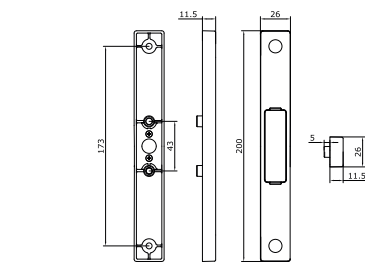


SLIDING DUMMY  
LEVER METRO HANDLE










**SL 213**



**SL 213+212**

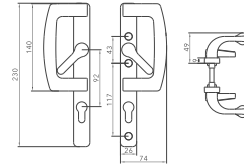


## SLIDING D HANDLE COMPARATIVE MATRIX

 <p><b>SL 33</b></p>	 <p><b>SL 112</b> <b>SL 111</b> <b>CAP 21</b></p>	 <p><b>SL 211+212+211+212</b> <b>CAP 21</b></p>
 <p><b>SL 33D</b></p>	 <p><b>SL 113</b> <b>SL 111</b> <b>CAP 21</b></p>	 <p><b>SL 211+212+213+212</b> <b>CAP 21</b></p>
 <p><b>SL 33RD</b></p>	 <p><b>SL 113</b> <b>SL 111</b></p>	 <p><b>SL 211+212+213+212</b></p>
 <p><b>SL 33R</b></p>	 <p><b>SL 15</b> <b>SL 111</b></p>	 <p><b>SL 211+212+213</b></p>

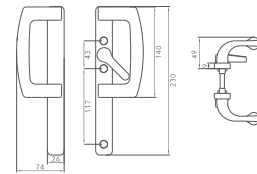
SLIDING LOCKABLE  
PATIO HANDLE ON  
BOTH SIDES

**SL 33**



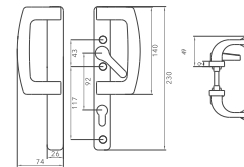
SLIDING NON-LOCKABLE  
PATIO HANDLE  
WITH DUMMY HANDLE

**SL 33RD**



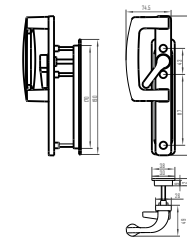
SLIDING LOCKABLE  
PATIO HANDLE  
WITH DUMMY HANDLE

**SL 33D**



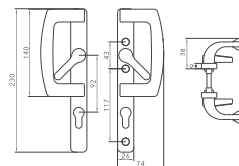
SLIDING NON-LOCKABLE  
PATIO HANDLE  
WITH RECESSED PLATE

**SL 33R**



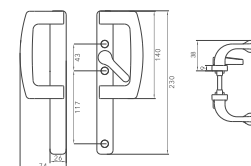
SLIDING LOCKABLE  
SHORT NECK  
PATIO HANDLE ON  
BOTH SIDES

**SL 33-2.5T**



SLIDING NON-LOCKABLE  
SHORT NECK  
PATIO HANDLE  
WITH DUMMY HANDLE

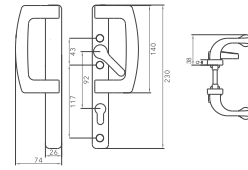
**SL 33RD-2.5T**



# LOCKABLE HANDLE SERIES

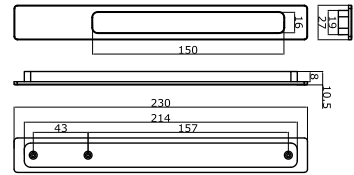
SLIDING LOCKABLE  
SHORT NECK  
PATIO HANDLE  
WITH DUMMY HANDLE

**SL 33D-2.5T**



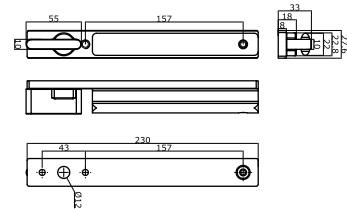
RECESSED DUMMY  
HANDLE

**SL 15**



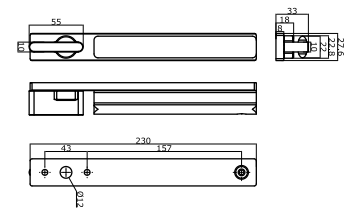
SLIDING UNIVERSAL  
HANDLE WITH KNOB

**SL 111**



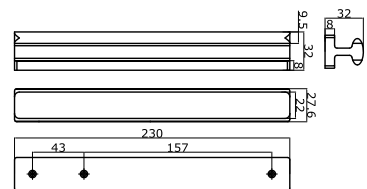
SLIDING UNIVERSAL  
OUTSIDE HANDLE  
WITH KNOB

**SL 112**



SLIDING UNIVERSAL  
OUTSIDE DUMMY  
HANDLE

**SL 113**

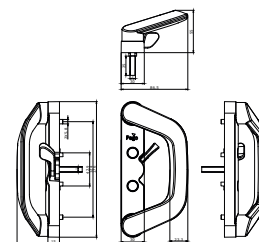


SLIDING D HANDLE  
WITH DUMMY HANDLE

**SL 71**



WITH KEY  
SL 71K



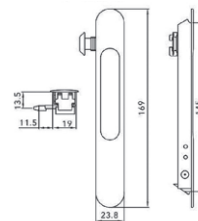


## SLIDING CONCEALED LOCKS



SLIDING WINDOW  
LOCK

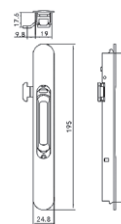
**SL 01**



SLIDING DOOR  
LOCK

**SL 13**

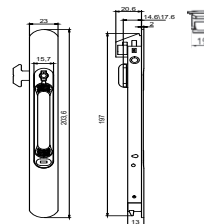
Note: Manual &  
Automatic option available



SLIDING DOOR  
LOCK

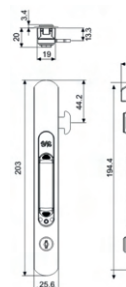
**SL 14**

Note: Manual &  
Automatic option available



SLIDING DOOR LOCK  
WITH KEY

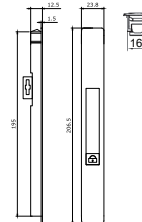
**SL 14K**



SLIDING DOOR  
LOCK

**SL 16**

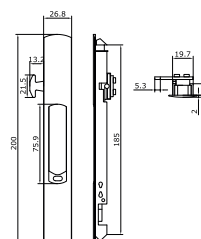
Note: Manual &  
Automatic option available



SLIDING DOOR  
LOCK

**SL 19**

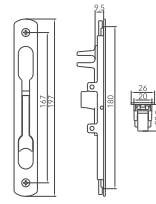
Note: Manual &  
Automatic option available





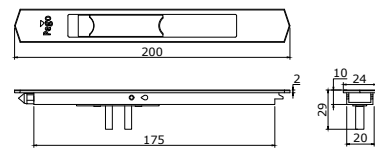
CONCEALED DOOR  
HANDLE

**SL 63**



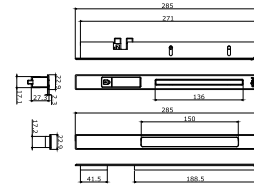
CONCEALED DOOR  
HANDLE

**SL 75**



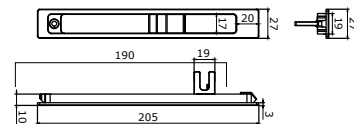
CONCEALED  
EXPANDABLE  
DOOR HANDLE

**SL 79**



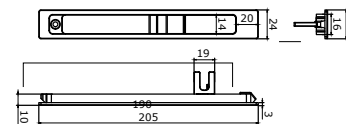

CONCEALED DOOR  
HANDLE

**SL 80**



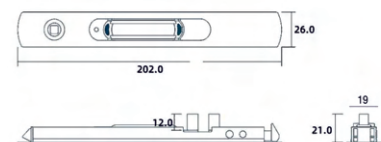
CONCEALED DOOR  
HANDLE

**SL 121**



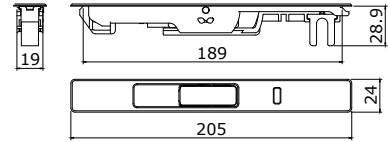
CONCEALED DOOR  
HANDLE WITH  
CHILD LOCK

**SL 76**



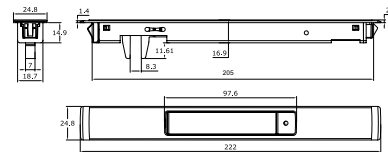
CONCEALED DOOR  
HANDLE

**SL 86**



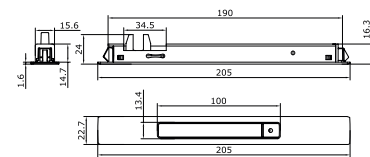
CONCEALED DOOR  
HANDLE

**SL 132**



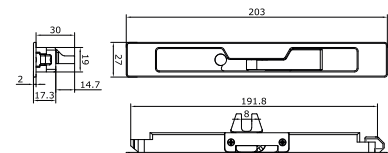
CONCEALED DOOR  
HANDLE

**SL 133**



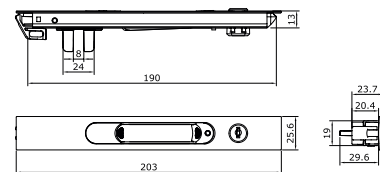
CONCEALED DOOR  
HANDLE

**SL 134**



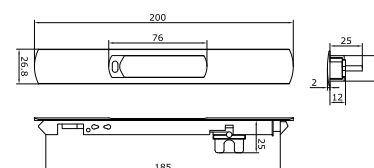
CONCEALED DOOR  
HANDLE WITH KEY

**SL 135K**



CONCEALED DOOR  
HANDLE

**SL 136**



SLIDING PREMIUM HANDLES



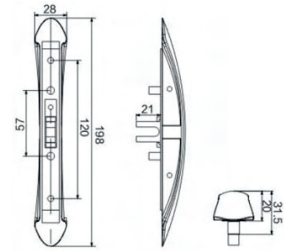


# SLIDING PREMIUM HANDLES



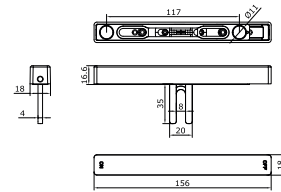
SLIDING MINI  
BULLET HANDLE

**SL 85**



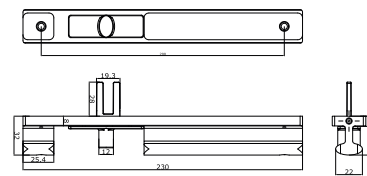
SLIDING MINI  
BULLET HANDLE

**SL 88**



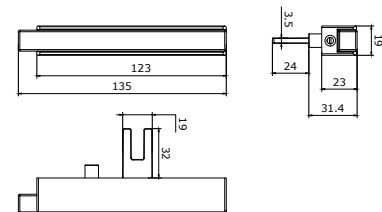
SLIDING MULTI POINT  
UNIVERSAL HANDLE

**SL 101**



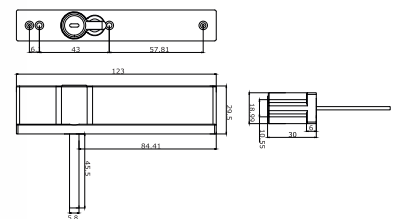

SLIDING MINI  
MULTIPOINT HANDLE

**SL 102**



SLIDING OUTSIDE  
LOCKABLE DUMMY  
HANDLE

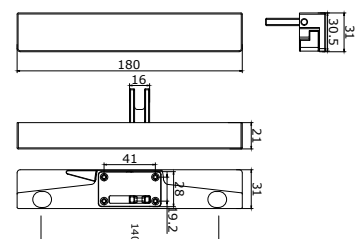

**SL 103**



SLIDING SLIM  
MULTIPOINT HANDLE

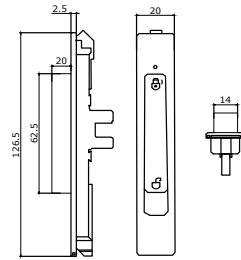
**SL 104**

Note: Dummy Handle  
option available SL 131



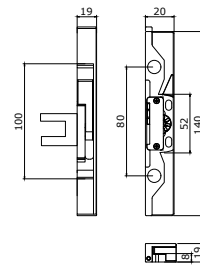

SLIDING SLIM  
MULTIPOINT HANDLE

**SL 105**



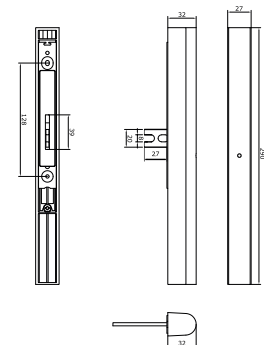
SLIDING SLEEK  
MULTIPOINT HANDLE

**SL 106**



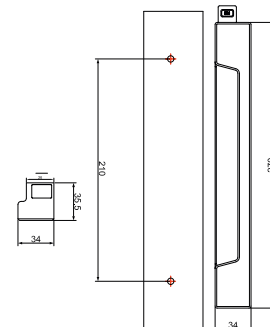
SLIDING METRO  
HANDLE

**SL 72**



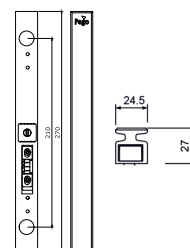
SLIDING OUTSIDE  
DUMMY HANDLE

**SL 82-D**



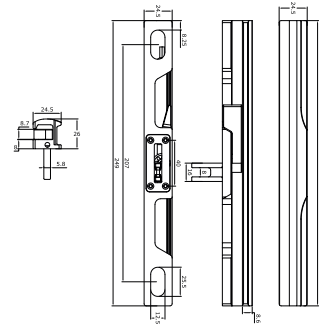
SLIDING OUTSIDE  
DUMMY HANDLE

**SL 83-D**



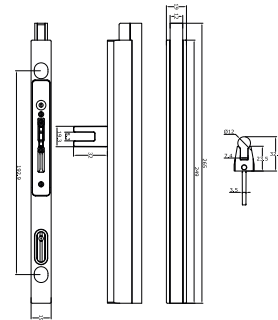
SLIDING UNIVERSAL HANDLE

**SL 107**



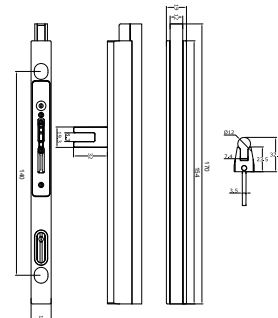
SLIDING METRO HANDLE

**SL 108**



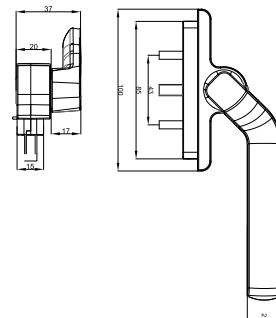
SLIDING MINI HANDLE

**SL 109**



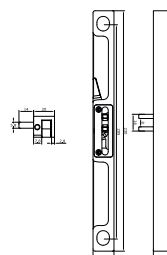

SLIDING SLIMO MINIMAL HANDLE (LEFT/RIGHT)

**HD 114**



SLIDING SLIMO MINIMAL HANDLE

**SL 110**



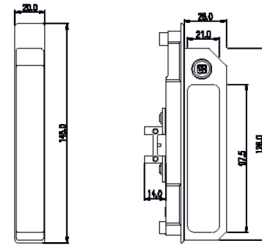


MINIMAL SOLUTIONS



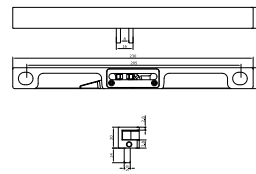

SLIDING SLIMO  
MULTIPOINT HANDLE  
(WITH CHILD LOCK)

**SL 90**



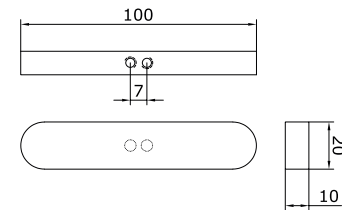
SLIMO HANDLE

**SL 110**



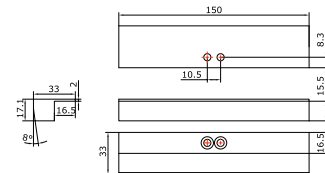
MINIMAL HANDLE

**SL 306**



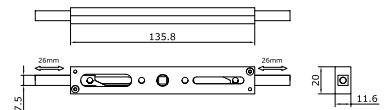
MINIMAL HANDLE

**SL 304**



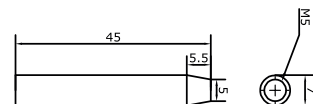
TWO WAY GEAR BOX

**GB 103**



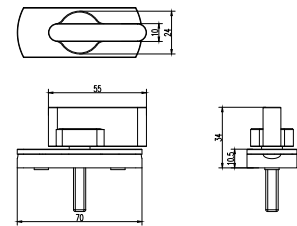
SS END CAP

**SN 32**



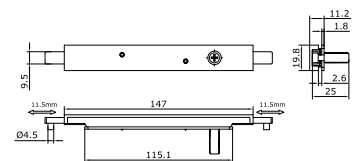
SLIDING KNOB  
HANDLE

**SL 93**



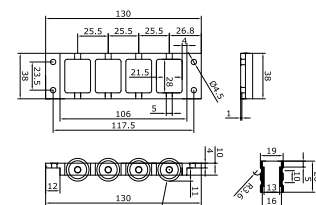

EURO GEAR BOX  
(TWO WAY)

**GB 102**



DOUBLE WHEEL  
MINIMAL ROLLER

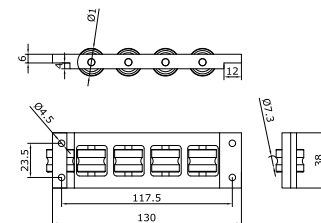
**SR 151**



600 KGS.

SINGLE WHEEL  
MINIMAL ROLLER

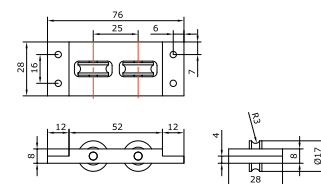
**SR 152**



300 KGS.

MINIMAL DOUBLE WHEEL  
MINI ROLLER

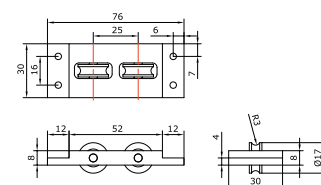
**SR 153**



200 KGS.


MINIMAL MINI ROLLER

**SR 154**



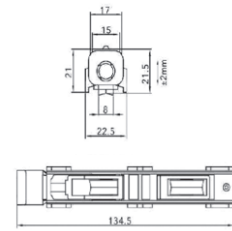
200 KGS.

SLIDING ROLLERS



SLIDING DOUBLE  
WHEEL ADJUSTABLE  
DOOR ROLLER

**SR 01**



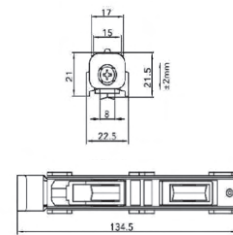
70 KGS

SLIDING DOUBLE  
WHEEL ADJUSTABLE  
DOOR ROLLER  
(27/29 MM SERIES)

**SR 01BB**




U groove option



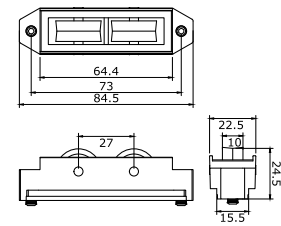
120 KGS

SLIDING DOUBLE  
WHEEL ROLLER  
(27/29 MM SERIES)

**SR 15**




U groove option



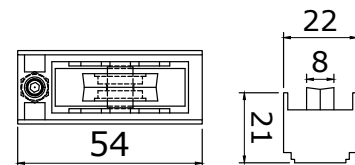
SR15A: 60 KGS  
SR15B: 90 KGS

SLIDING  
WINDOW ROLLER  
(27/29 MM SERIES)

**SR 05**



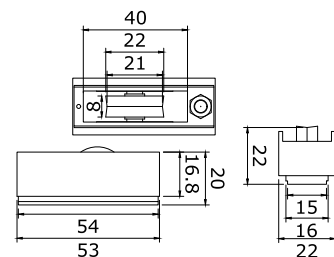

U groove option



30 KGS

SLIDING  
WINDOW ROLLER

**SR 07**

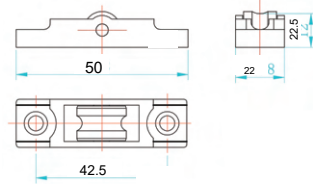


30 KGS

# SLIDING ROLLERS

SLIDING WINDOW ROLLER

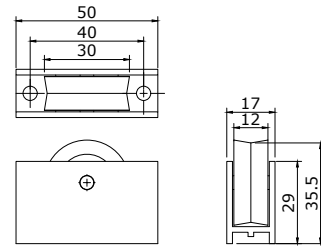
**SR 14**



20KG

SLIDING WINDOW ROLLER

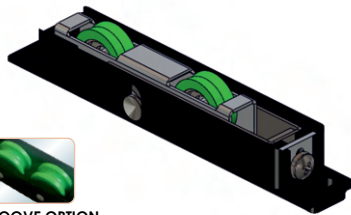
**SR 06**



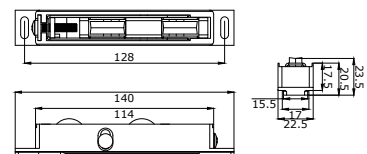
60KG

SLIDING DOUBLE WHEEL ADJUSTABLE ROLLER (29/32MM SERIES)

**SR 62**



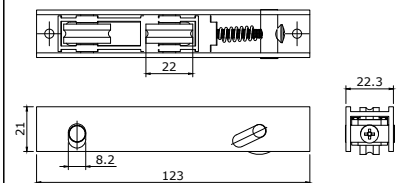
U GROOVE OPTION



100KG

SLIDING DOUBLE WHEEL ADJUSTABLE ROLLER

**SR 44**



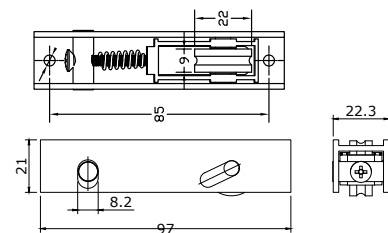
120KG

SLIDING SINGLE WHEEL ADJUSTABLE ROLLER (37MM SERIES)

**SR 45**



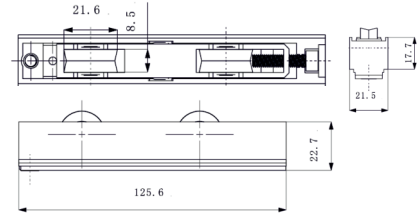
U GROOVE OPTION



60KG

SLIDING DOUBLE  
WHEEL ADJUSTABLE  
DOOR ROLLER

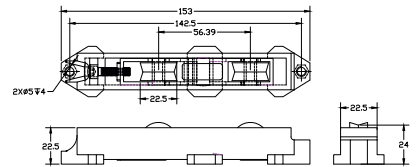
**SR 49**



120 KGS

SLIDING DOUBLE  
WHEEL ADJUSTABLE ROLLER  
(37MM SERIES)

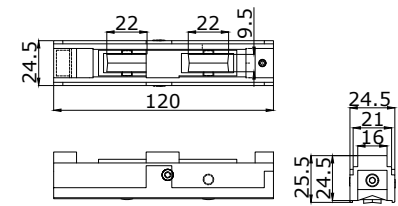
**SR 42**



175 KGS

SLIDING DOUBLE WHEEL  
ADJUSTABLE ROLLER  
(35MM SERIES)

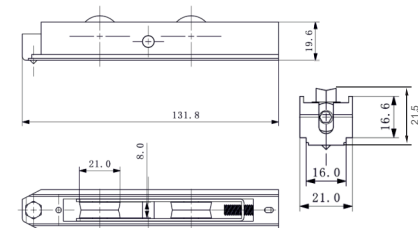
**SR 48**



120 Kgs

ADJUSTABLE DOUBLE  
WHEEL NYLON  
DOOR ROLLER

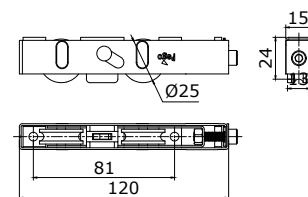
**SR 03**



80 Kgs

ADJUSTABLE DOUBLE  
WHEEL NYLON  
DOOR ROLLER  
(29/32 MM SERIES)

**SR 52**

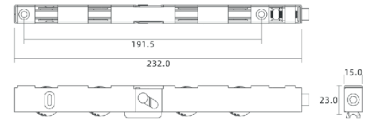


100 Kgs

# SLIDING ROLLERS

ADJUSTABLE FOUR WHEEL  
NYLON DOOR ROLLER  
(29/32 MM SERIES)

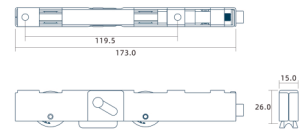
**SR 53**



240 Kgs

ADJUSTABLE DOUBLE  
WHEEL NYLON DOOR ROLLER  
(35/37 MM SERIES)

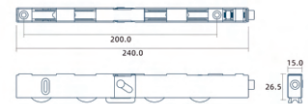
**SR 54**



120 Kgs

ADJUSTABLE FOUR WHEEL  
NYLON DOOR ROLLER  
(35/37 MM SERIES)

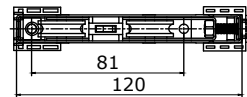
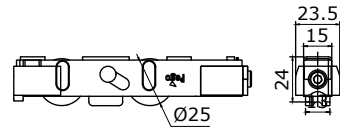
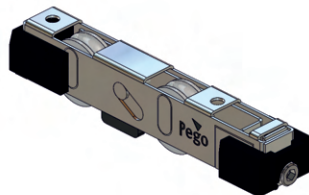
**SR 55**



300 Kgs

ADJUSTABLE DOUBLE  
WHEEL NYLON  
DOOR ROLLER

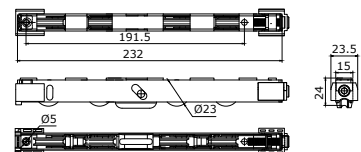

**SR 56**



100 Kgs

ADJUSTABLE FOUR WHEEL  
NYLON DOOR ROLLER

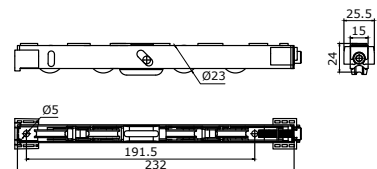

**SR 57**



240 Kgs

ADJUSTABLE FOUR WHEEL  
NYLON DOOR ROLLER

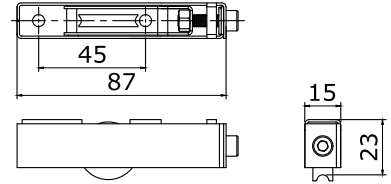

**SR 59**



240 Kgs

SINGLE WHEEL  
ADJUSTABLE ROLLER

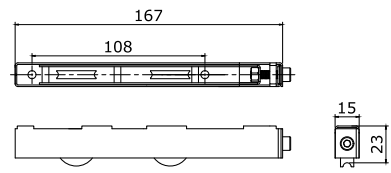

**SR 71**



50 Kgs

ADJUSTABLE DOUBLE  
WHEEL NYLON  
DOOR ROLLER

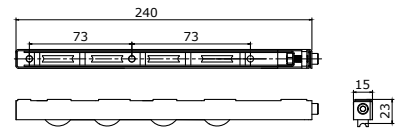

**SR 72**



80 Kgs

ADJUSTABLE FOUR WHEEL  
NYLON DOOR ROLLER

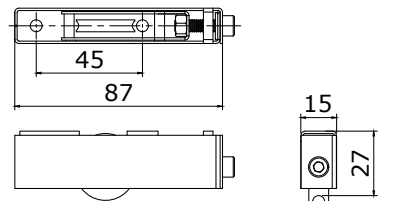
**SR 73**



120 Kgs

SINGLE WHEEL  
ADJUSTABLE ROLLER

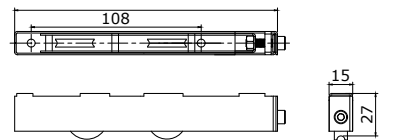

**SR 74**



55 Kgs

ADJUSTABLE DOUBLE  
WHEEL NYLON  
DOOR ROLLER

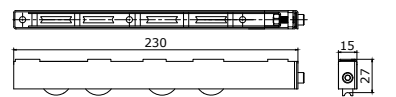

**SR 75**



90 Kgs

ADJUSTABLE FOUR WHEEL  
NYLON DOOR ROLLER

**SR 76**

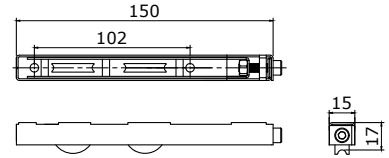



150 Kgs

# SLIDING ROLLERS

ADJUSTABLE DOUBLE  
WHEEL NYLON  
DOOR ROLLER

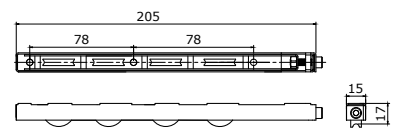

**SR 77**



70 Kgs

ADJUSTABLE FOUR WHEEL  
NYLON DOOR ROLLER

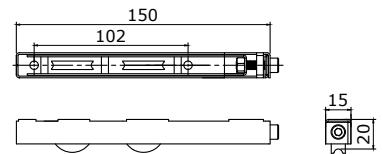

**SR 78**



100 Kgs

ADJUSTABLE DOUBLE  
WHEEL NYLON  
DOOR ROLLER

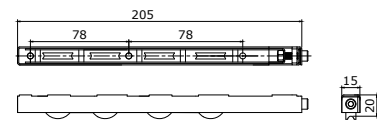

**SR 79**



80 Kgs

ADJUSTABLE FOUR WHEEL  
NYLON DOOR ROLLER

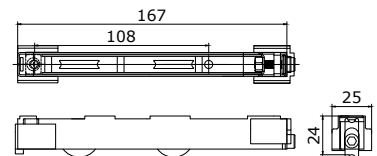

**SR 80**



120 Kgs

ADJUSTABLE DOUBLE  
WHEEL NYLON  
DOOR ROLLER



**SR 81**



80 Kgs

ADJUSTABLE FOUR WHEEL  
NYLON DOOR ROLLER

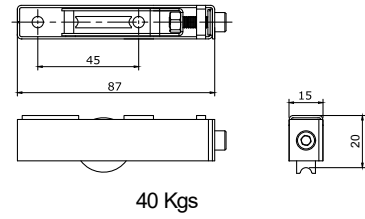

**SR 82**



120 Kgs

SINGLE WHEEL  
ADJUSTABLE ROLLER

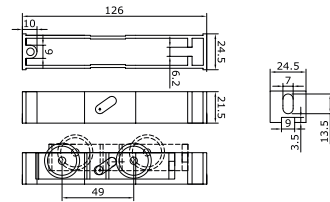
**SR 83**



40 Kgs

DOUBLE WHEEL  
MINIMAL ROLLER

**SR 101**



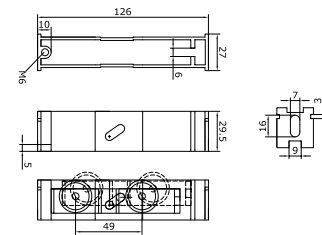
170 KGS

DOUBLE WHEEL  
GULF 35MM ROLLER

**SR 102**



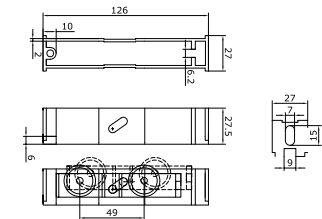
SS WHEEL OPTION



160 KGS

DOUBLE WHEEL  
ADJUSTABLE ROLLER


**SR 103**



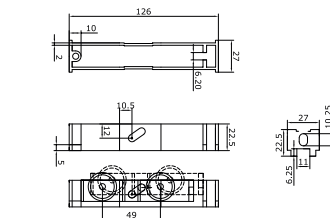
180 KGS

DOUBLE WHEEL  
MINIMAL ROLLER

**SR 104**



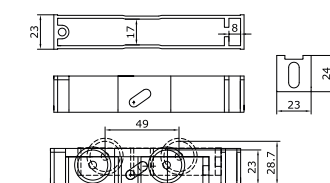
SS WHEEL OPTION



180 KGS

DOUBLE WHEEL  
ADJUSTABLE ROLLER

**SR 105**

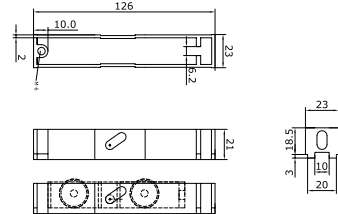


150 KGS

# SLIDING ROLLERS

DOUBLE WHEEL  
ADJUSTABLE ROLLER

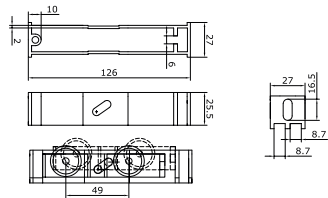
**SR 106**



180 KGS

DOUBLE WHEEL  
ADJUSTABLE ROLLER

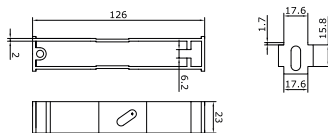
**SR 107**



150 KGS

DOUBLE WHEEL  
G35 ROLLER

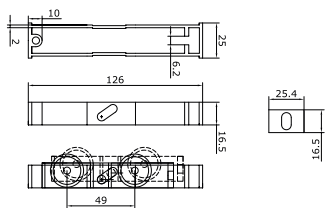
**SR 108**



150 KGS

DOUBLE WHEEL  
35 MM SERIES  
ROLLER

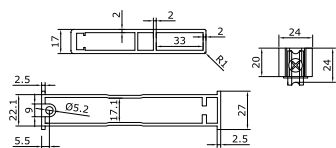
**SR 109**



150 KGS

DOUBLE WHEEL  
32 SERIES ROLLER

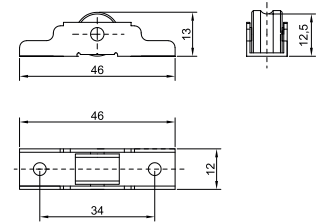
**SR 111**



150 KGS

SINGLE WHEEL  
WINDOW ROLLER

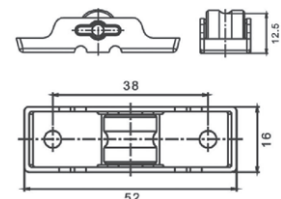

**SR 63**



30 Kgs

SINGLE WHEEL  
NYLON ROLLER

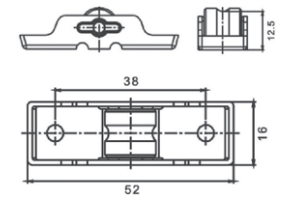
**SR 21PVC**



40 Kgs

DOUBLE WHEEL NYLON  
SWING ROLLER

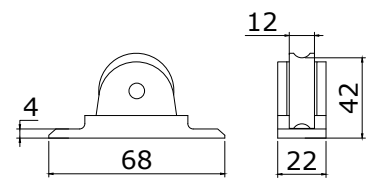

**SR 23PVC**



60 Kgs

SLIDING  
'V' DOOR ROLLER

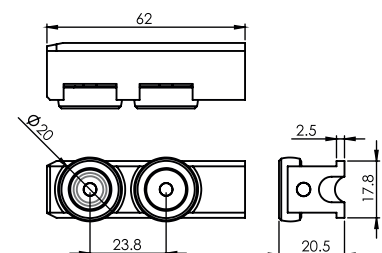
**SR 04**



30 Kgs

SLIMO TOP  
ROLLER GUIDE

**SR 201**

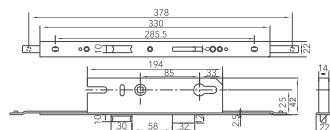


CASEMENT DOOR LOCKS



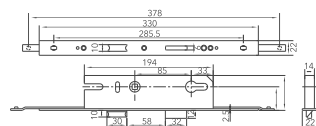
MULTIPOINT MORTISE  
LOCK BODY  
(BACSET 25MM)

**MLK 85\*25**



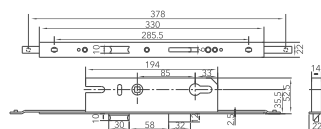
MULTIPOINT MORTISE  
LOCK BODY  
(BACSET 30MM)

**MLK 85\*30**



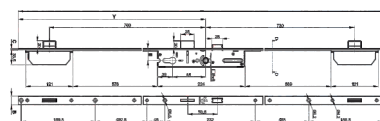
MULTIPOINT MORTISE  
LOCK BODY  
(BACSET 35MM)

**MLK 85\*35**



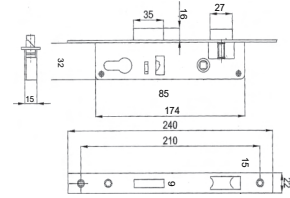
MULTIPOINT  
HOOKBOLT  
DOOR GEAR 85\*35

**MLK-HKB**



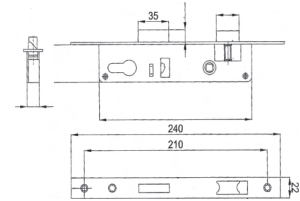
MORTICE LOCK  
(85X20 MM)

**LK 01 85\*20**



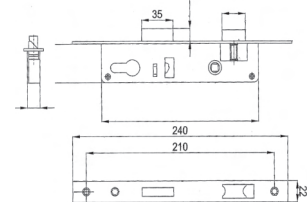
MORTICE LOCK  
(85X25 MM)

**LK 01 85\*25**



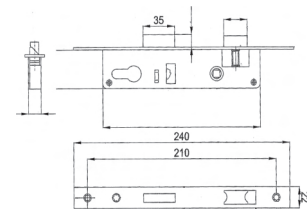

MORTICE LOCK  
(85X30 MM)

**LK 04**



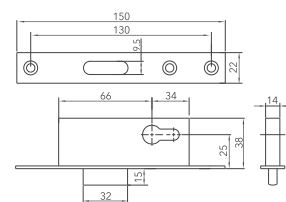
MORTICE LOCK  
(85X35 MM)

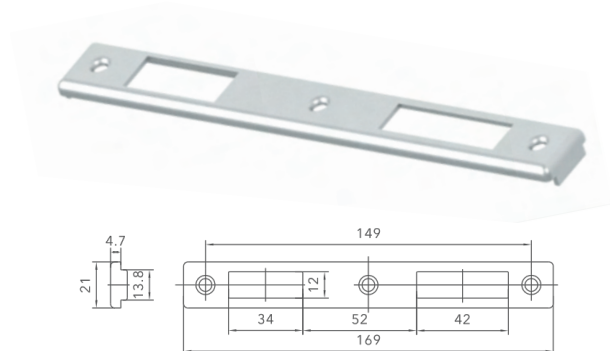
**LK 05**




CYLINDRICAL  
DEADLOCK 38MM

**LK 02**

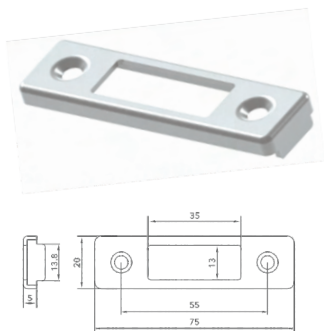




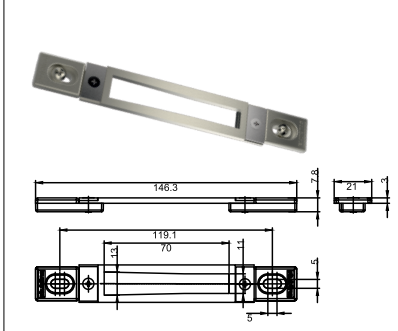
**CP 01**




**CP 02**



**CP 03**



**CP 04**



**CP 05**

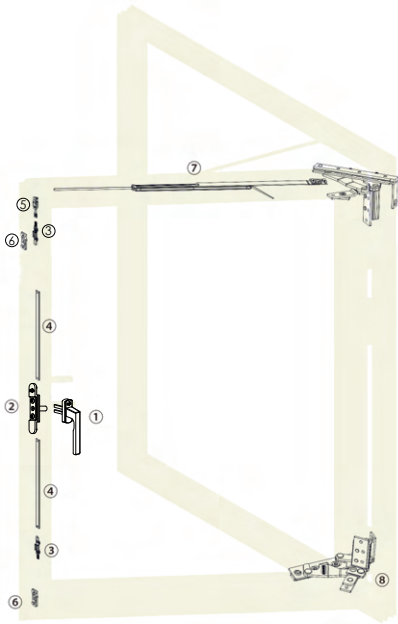


### TOP & SIDE HUNG CASEMENT SYSTEM INWARD & OUTWARD CASEMENT SYSTEM

#### TECHNICAL SPECIFICATIONS:

- Minimum Sash Width: 500mm
- Maximum Sash Width: 800mm
- Minimum Sash Height: 600mm
- Maximum Sash Height: 1400mm
- Maximum Sash Weight: 50 kgs

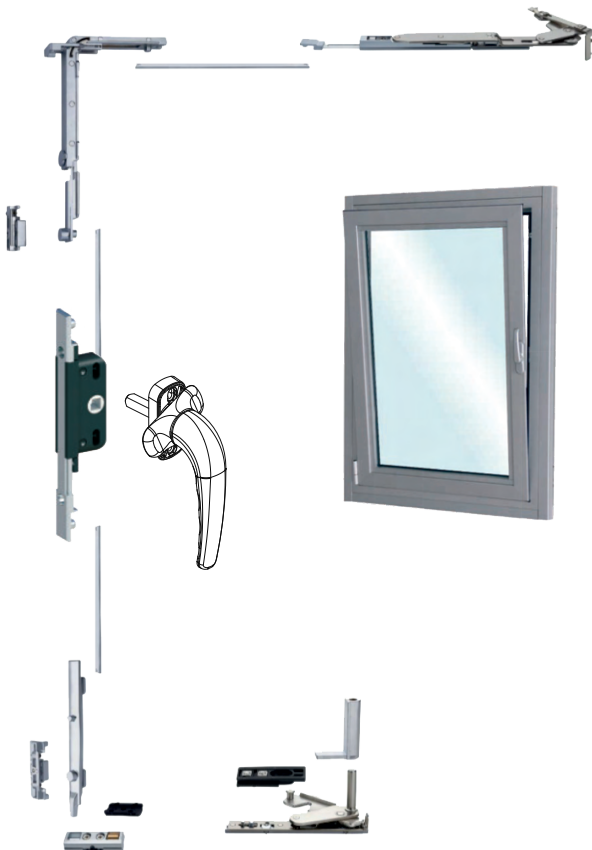
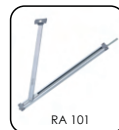




**HANDLE OPERATED ARM STAY**

**TECHNICAL SPECIFICATIONS:**

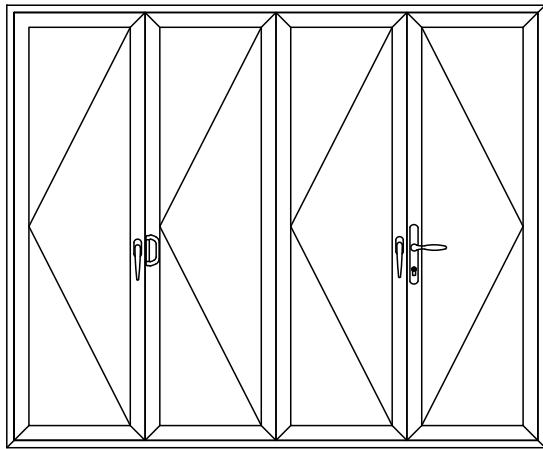
- Suitable for all Euro groove profiles
- Maximum Sash Weight: 120 kgs
- T Connector & Gearbox options possible
- Sash Width: 450-1100mm  
 Limiting arm M1: 450-700mm  
 Limiting arm M2: 700-900mm  
 Limiting arm M3: 900-1100mm



**TILT & TURN SYSTEM**

**TECHNICAL SPECIFICATIONS:**

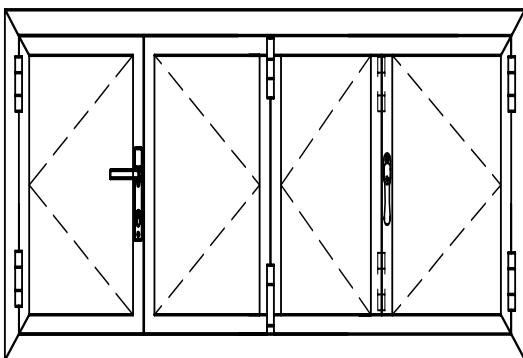
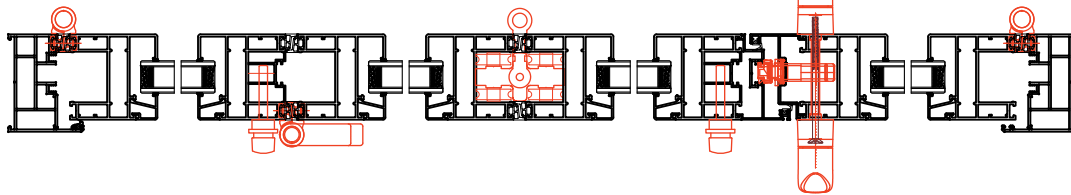
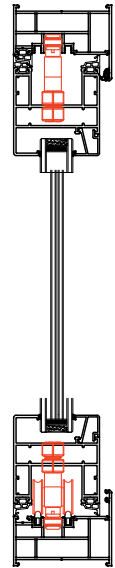
- Gearbox Backset: 10mm
- Maximum Shutter Weight: 80Kgs
- Minimum Shutter Height: 600mm
- Maximum Shutter Height: 1450mm
- Minimum Shutter Width: 450mm
- Maximum Shutter Width: 850mm
- Concealed Stays Application



### SLIDING FOLDING SYSTEM

#### TECHNICAL SPECIFICATIONS:

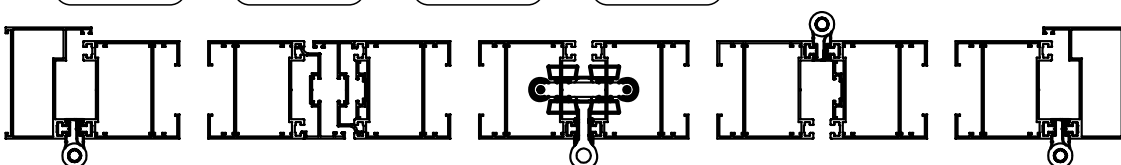
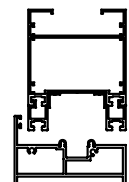
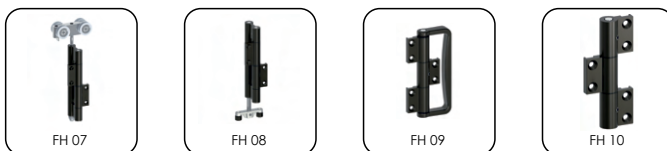
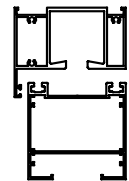
- Maximum Sash Width: 900mm
- .....
- Maximum Sash Height: 3000mm
- .....
- Maximum Sash Weight: 85 kgs
- .....
- Low Thresh Hold Option Also Available



### ECO SLIDING FOLDING SYSTEM

#### TECHNICAL SPECIFICATIONS:

- Maximum Sash Width: 900mm
- .....
- Maximum Sash Height: 2400mm
- .....
- Maximum Sash Weight: 60 kgs



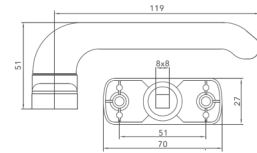
DOOR HANDLES

---



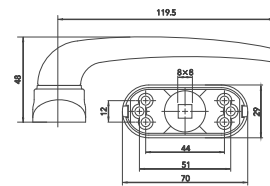
MORTICE HANDLE

**HD 21**



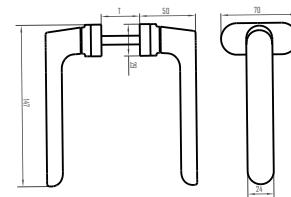
MORTICE HANDLE

**HD 25**



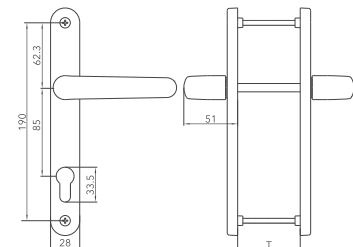
MORTICE HANDLE

**HD 27**



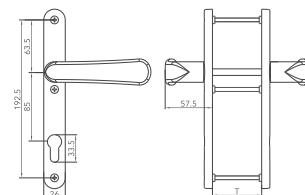
CASEMENT  
DOOR HANDLE

**HD 22T**



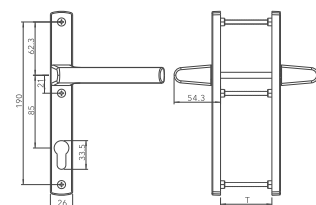
CASEMENT  
DOOR HANDLE

**HD 22P**



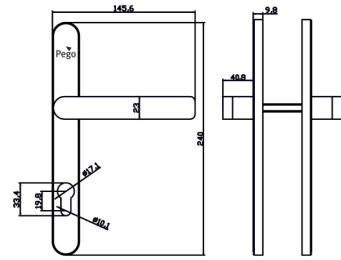
CASEMENT  
DOOR HANDLE

**HD 22-AS**



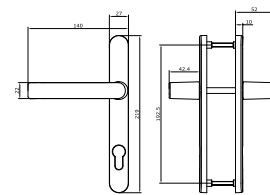
CASEMENT  
DOOR HANDLE

**HD 29**



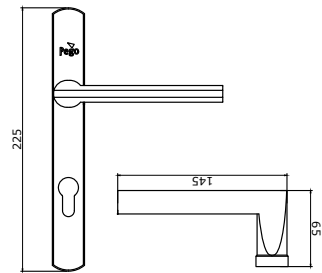
CASEMENT  
DOOR HANDLE

**HD 30**



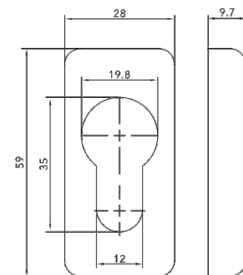
CASEMENT  
DOOR HANDLE

**HD 111**



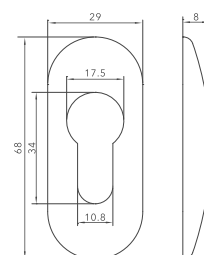
CYLINDER CAP

**CAP 21**



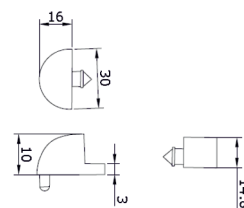

CYLINDER CAP

**CAP 25**



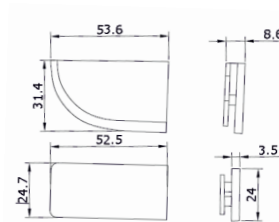
BUMP STOPPER

**DS 11**



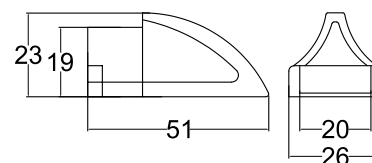
BUMP STOPPER

**DS 12**



BUMP STOPPER

**DS 13**



TOILET LOUVERS

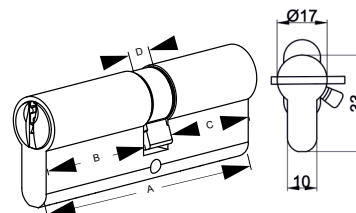
**TL 01**



Blades	Length (mm)
3	290
4	280
5	470
6	560

CYLINDER WITH  
ULTRA KEYS

**CY**



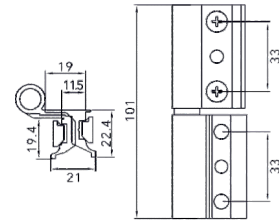
Product Code	A	B	C	D
CY 60	60	25	25	10
CY 60H	40	25	5	10
CY 70	70	30	30	10
CY 70S	70	35	25	10
CY 80	80	35	35	10
CY 85S	85	50	25	10
CY 90	90	40	40	10

HINGES



EURO HINGE

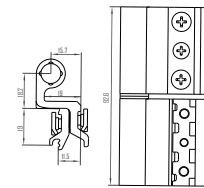
**BH 01**



60kgs

EURO HINGE

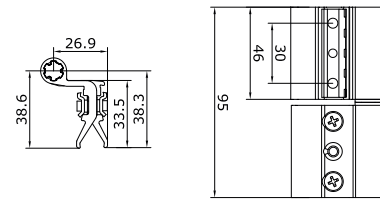
**BH 01-ALP**



60kgs

EURO HINGE  
(40MM SERIES)

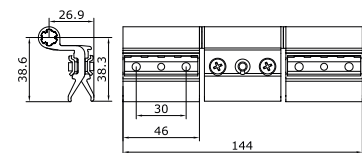
**BH 02**



60kgs

EURO HINGE  
(40MM SERIES)

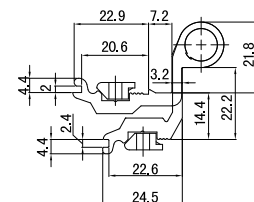
**BH 03**



80kgs

EURO HINGE  
(52MM SERIES)

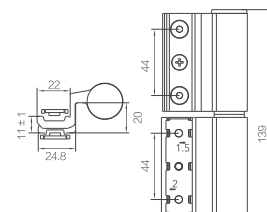
**BH 05**



60kgs

EURO DOOR HINGE

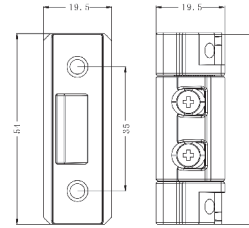
**BH 06**



150kgs

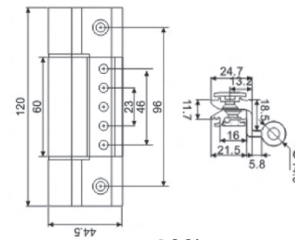
CENTER  
SUPPORT HINGE

**BH 07**



EURO  
BRIDGE HINGE

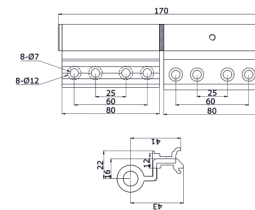

**BH 08**



100kgs

HEAVY DUTY  
EURO HINGE

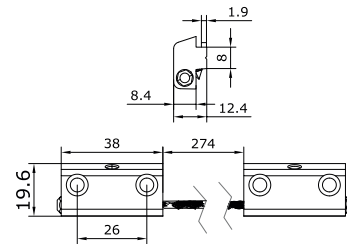

**BH 09**



200kgs

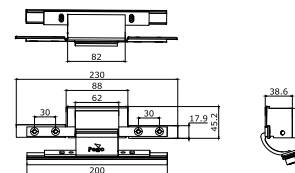

HEAVY DUTY  
EURO HINGE

**BH 10**



CONCEALED  
DOOR HINGE

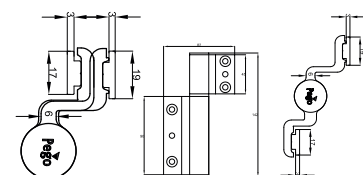
**BH 51**



150kgs

EURO AUTO CLOSE  
DOOR HINGE

**BH 52**

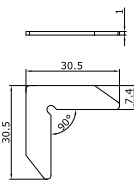


120kgs

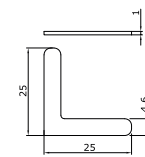


SASH WING CONNECTOR

**MS 01**



FOR SLIDING

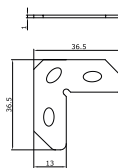


FOR CASEMENT

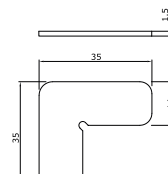


SASH WING CONNECTOR


**MS 01**



MS 01 13\*1

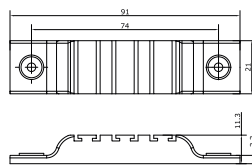


MS 50

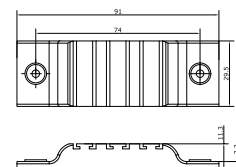


ANTICAPILLARY PAD


**MS 02**



(A)

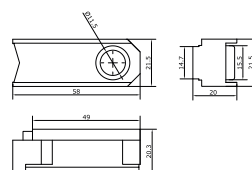


(B)

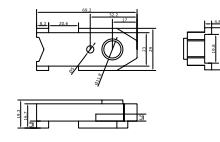


SASH STOPPER


**MS 03**



(A)

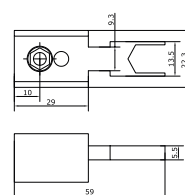


(B)



ANTI LIFT

**MS 04**



(A)

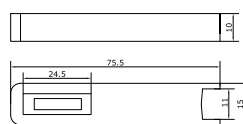


(B)

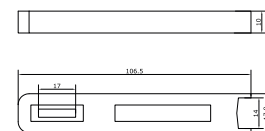


ANTI LIFT HANDLE


**MS 05**



(A)

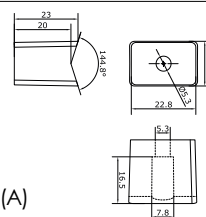


(B)

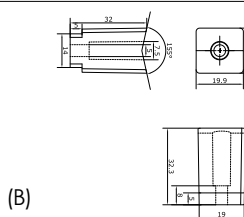


SLIDING STOPPER

**MS 06**



(A)



(B)



# Experience Pego Hardware Sale Support



#### Head Office & Application Centre:

**Pego Hardware**  
Plot No. 28/1/8, Site IV,  
Sahibabad Industrial Area,  
Ghaziabad (U.P.) - 201010 (India)

#### Regional Office (Delhi)

**Pego Hardware**  
4899, Hauz Qazi,  
Delhi - 110006 (India)

#### Regional Office (Coimbatore)

**Pego Hardware**  
No. 2/227F Erangattu Thottam, Rasipliyam,  
Sulur, Coimbatore - 641402 (India)

#### For Sales

North: +91-8700941938 | West: +91-8929070625 | Andhra & Telangana: +91-8929070624  
East: +91-9319623434 | Karnataka: +91-9999697660 | Tamilnadu: +91-9717900843  
W. Bengal & Seven Sisters: +91-9311600435 | UP, UK, J&K: +91-9871485577  
Maharashtra: +91-9311600436

**Customer Support: +91-9319444246 | E-Mail: [info@pego.in](mailto:info@pego.in) | [www.pego.in](http://www.pego.in)**