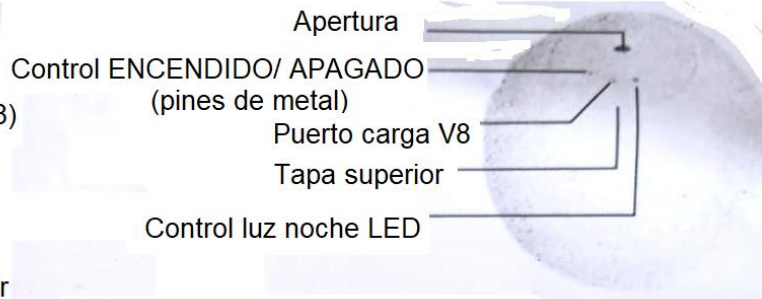


# MANUAL INSTRUCCIONES HUMIDIFICADOR DIFUSOR LUNA -LUZ DE NOCHE LED

## INSTRUCCIONES

Detalles del producto:

Modelo:  
Humidificador difusor Luna LED (MX-08)  
Entrada: DC 5V  
Salida: 400 mA  
Consumo: 2W  
Carga: 5V/1A  
Cantidad de atomización: 25 ~ 35 ml/Hr  
Material: PVC + PP + silicón  
Control Calida : Cert. GB47061-2005/  
GB4706.48-2009  
Hecho en China



Ensamble base madera:



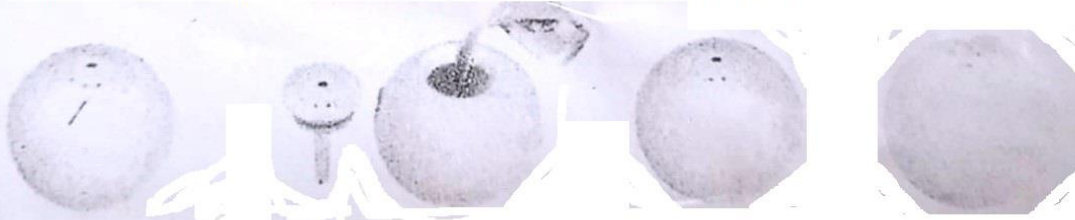
### Instrucciones:

**Función humidificador/atomizador:** Una vez enchufado, oprima los pines de metal para encender. Primer modo: difusión continua. Oprima segunda vez: difusión intermitente (intervalos de 3 segundos) Oprima tercera vez: difusión apagada.

**Función luz de noche LED/Tono:** Toque el control de luz para encender/apagar la luz, cambiar el tono a blanco/ amarillo, y/o cambiar la intensidad de la luz.

**Función apagado automático:** Esta diseñado para ciclos de operación de 6 horas continuas. Después de este tiempo, se apagará solo. Se puede desconectar y reiniciar el ciclo.

Es probable se requiera llenar de agua antes de completar el ciclo de las 6 horas.



1- Abra la tapa superior

2- Llene de agua

3- Coloque la tapa

4- Conecte el cable y toque los pines de metal para encender

### **Reemplazo del filtro/ bastón de algodón:**

Retire el filtro/bastón de algodón una vez que muestre mucho desgaste. Preste atención en NO perder el resorte que sujeta el filtro cuando lo este retirando.

### **Precauciones:**

1-Siempre que utilice la función de humidificador cerciéndose que contenga agua. El producto se dañará si el filtro se encuentra seco. Procure mojar el filtro la primera vez que lo use. NO pierda el resorte que sujeta el filtro al retirarlo.

2-En caso de que este saturado el orificio de salida, liberele.

3-En caso de usar esencias de aromaterapia, use solo aquellas con base de agua y NO con base de aceite.

# Instruction manual

## Product Details.

Product name : moon lamp humidifier

Product model: MX-08

Working voltage: DC5V

Working current: 400mA

Power consumption: 2W

Charging input: 5V/1A

Atomization amount :25-35 mL/H


Product material :PVC

+ PP electronic original + silicone

Quality inspection: qualified

Executive standard: GB47061-2005 GB4706.48-2009

Place of Origin: Yiwu, China



## Wooden frame assembly icon:



## Instructions:


**Spray operation:** Switch on the power, touch the spray switch metal head, open the continuous spray mode touch again. Open intermittent spray mode, (spray 3 seconds to stop 3 seconds), touch again and close the spray work. This cycle operates.

**Night light operation:** Touch the Nightlight control switch metal head, control and adjust the light, each touch to change the color of the light, white - yellow - warm white - off, in turn cycle.

**Anti-dry:** Automatically power off after 6 hours of continuous spraying, and automatically power off after intermittent spraying for 6 hours. After power off, you can restart and continue to use.

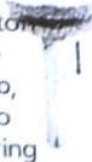
**Product standard:** One lunar light humidifier, one data line, one manual, one solid wood base, one cotton swab

## Product operation operation diagram:



## Replacement cotton swab:

Pull out the cotton swab to replace the cotton swab, pay attention to the bottom spring when replacing



## Precautions:

- 1 Please add water before using spray. It is forbidden to use humidification function in case of water shortage, It is recommended to soak the whole cotton swab in water and then put it into the machine. Be careful not to lose the bottom spring, so as not to affect the use.
- 2 if there is a water droplet on the atomizer, wipe the water droplets to avoid the abnormal use of spray mode.
- 3 When adding flavor, please use it evenly. It is recommended to use water-based aromatherapy water. Do not add oily essential oil to avoid oily material blocking the atomized sheet.



# Instruction manual

## Product Details.

Product name : moon lamp humidifier

Product model: MX-08

Working voltage: DC5V

Working current: 400mA

Power consumption: 2W

Charging input: 5V/1A

Atomization amount :25-35 mL/H


Product material :PVC

+ PP electronic original + silicone

Quality inspection: qualified

Executive standard: GB47061-2005 GB4706.48-2009

Place of Origin: Yiwu, China



## Wooden frame assembly icon:



## Instructions:


**Spray operation:** Switch on the power, touch the spray switch metal head, open the continuous spray mode touch again. Open intermittent spray mode, (spray 3 seconds to stop 3 seconds), touch again and close the spray work. This cycle operates.

**Night light operation:** Touch the Nightlight control switch metal head, control and adjust the light, each touch to change the color of the light, white - yellow - warm white - off, in turn cycle.

**Anti-dry:** Automatically power off after 6 hours of continuous spraying, and automatically power off after intermittent spraying for 6 hours. After power off, you can restart and continue to use.

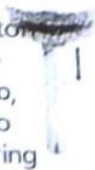
**Product standard:** One lunar light humidifier, one data line, one manual, one solid wood base, one cotton swab

## Product operation operation diagram:



## Replacement cotton swab:

Pull out the cotton swab to replace the cotton swab, pay attention to the bottom spring when replacing



## Precautions:

- 1 Please add water before using spray. It is forbidden to use humidification function in case of water shortage, It is recommended to soak the whole cotton swab in water and then put it into the machine. Be careful not to lose the bottom spring, so as not to affect the use.
- 2 if there is a water droplet on the atomizer, wipe the water droplets to avoid the abnormal use of spray mode.
- 3 When adding flavor, please use it evenly. It is recommended to use water-based aromatherapy water. Do not add oily essential oil to avoid oily material blocking the atomized sheet.