



BPO LIGHTING
Hazardous Area Lighting

HLL C



C2

C

C3

Class 1 Division 1



Key Features

- FEATURES:** Round Low-Bay/High-Bay Area Light (Rugged)
5 Mounting Styles
High lm/W
- OPTIONS:** 3 Body Sizes
High Voltage
40°, 60°, 90° or 120°
Emergency Back-Up

Compliance

UL 844 Hazardous Locations
Class I Division 1 Groups C, D
Class I Division 2 Groups A, B, C, D
Class I Zone 1 Group IIB
Class II Division 1 Groups E, F, G
Class II Division 2 Groups F, G
Class II Zone 21 Group IIIC
Class III
UL 1598 Suitable for Wet Locations
UL 1598A Marine Saltwater
UL 924 Emergency Lighting

CSA C22.2 No. 250.0: 2021 Ed. 5
CSA C22.2 No. 137: 2018 Ed.2
IP66
IP67
IK08 (Glass Cover)
IK10 (With Wire Guard)
1000 Hours Salt Spray
ETL (ATM for Report 105342415DAL-001/003)
ABS
DLC qualification varies for product versions.

Applications

Oil and Gas

Petroleum production and refining
Petroleum loading, storage, transportation and retail
Confined spaces with vapor accumulation
LNG and LPG handling
Oil tankers and shipping vessels
Fuel system testing facilities

Power Plants

Coal-fired power plants, including coal handling and storage areas
Gas-fired power plants with fuel storage
Nuclear power facilities in hazardous auxiliary areas
Biomass or waste-to-energy plants with combustible dust risks

Industrial

Industrial storage facilities
Paper mills, sawmills and lumber yards
Loading dock platforms
Manufacturing plants for heavy industrial goods
Warehouses handling flammable materials

Waste Treatment

Wastewater treatment plants
Pumping stations
Solid waste processing and incineration facilities
Sewage treatment with methane gas risks
Hazardous waste recycling centers

Mining

Operations and service areas
Underground mining tunnels with gas accumulation

Chemical Industry

Chemical production, processing and storage facilities
Solvent handling and mixing areas
Chemical research labs with flammable substances

Ocean, Marine and Aerospace

Offshore platform operation facilities and structures
Marine and saltwater environments
Aerospace clean rooms and production areas
Ocean vessel operations
Shipyards and dry docks
Aircraft hangars with fuel vapors

Metal Treatment

Paint facilities
Steel and aluminum factories
Metal smelting, foundry and fabrication
Welding and cutting areas with gas risks

Military and Defense

Ammunition storage and handling
Fuel depots and refueling stations
Explosives manufacturing
Vehicle maintenance bays in hazardous zones

Food, Alcohol and Agriculture Industry

Flour and fine particle production and storage
Food and distilling production
Grain storage elevators and silos
Breweries and fermentation tanks
Feed mills with dust risks
Fertilizer production and storage

Pharmaceutical Industry

Drug manufacturing and solvent handling
Clean rooms with volatile compounds
Pill coating and drying areas
Research and development labs

Other high humidity, high dust, high temperature and vapor locations

Specifications

Wattage	20W	40W	60W	80W	100W	150W	200W	250W	280W
Body	C2			C			C3		

OPTICAL

Lumen Output	2800 lm	5600 lm	8400 lm	11200 lm	14000lm	21000lm	28000 lm	35000 lm	39200 lm
Lumens Per Watt	140 lm/W								
Color Temperature: CCT	5000K (standard), 2700-7000K optional								
CRI (Color Rendering Index)	>70								
Beam Angle	120° Standard 40°, 60°, 90°option								
Dimming	0-10V dimming								

ENVIRONMENTAL

Ambient Operating Temperature	T4: -40°C to 60°C (-40°F to 140°F).
Temperature Code	T4: (+60°C)

MECHANICAL

Housing Material	Copper-free aluminum
Lens Diffuser	Tempered glass
Hardware	Stainless steel
Mounting	Ceiling, Wall, Hook Pendant, Pole, Stanchion
Cable Entry	Top: 3/4" NPT, M25 Side: 3/4" NPT, M20, M25, 1/2" NPT *Cable Entries: For side and top, 3/4" NPT is standard. If others are required, indicate when placing an order.
Warranty	5-Year Standard Warranty

ELECTRICAL

Lifespan	L70> 150,000 Operational Hours @ 55°C
Input Voltage	100-277VAC, 200-480VAC
Input Frequency	50/60Hz
Power Factor	> 0.95

EMERGENCY

Emergency Time 3 Hour Optional

Ordering Logic

ORDER EXAMPLE: HLL C EX 80W C2 D 5K 120

(1) Product	(2) Product Category	(3) Wattage	(4) Shape Series	(5) Dimming	(6) Kelvin	(7) Beam Angle
HLL C	EX - Explosion Proof	20W (2,800 lm)	C - 100/150W	D - Dimmable	3K - 3000 K	40 - 40°
		40W (5,600 lm)	C2 - 20/40/60/80W	N - Non Dimmable	4K - 4000 K	60 - 60°
		60W (8,400 lm)	C3 - 200/250/280W		5K - 5000 K(S)	90 - 90°
		80W (11,200 lm)				120 - 120° (S)
		100W (14,000 lm)				
		150W (21,000 lm)				
		200W (28,000 lm)				
		250W (35,000 lm)				
		280W (39,200 lm)				
(8) Cover Option		(9) Voltage		(10) Optional		
Blank - Non Long Glass Clover		Blank - U 120-277 V (50/60 HZ)		Blank - Without Emergency Function		
C - Long Glass Cover		480V - 200-480 V (150W & 200W)		EM - Emergency Back Up		

(S) Standard

Accessories



Junction Box



25° Arm Support



Pendant Direction Adapter



Bended Pipe



Lamp Shade



Metal Conduit



90° Arm Support



Cut Off Lamp Shade



Straight Pipe



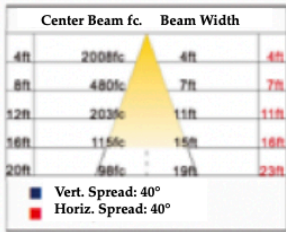
Hook



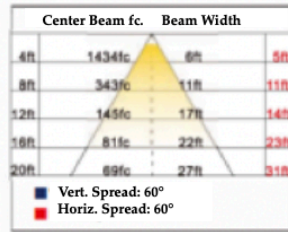
Chain

Light Distribution

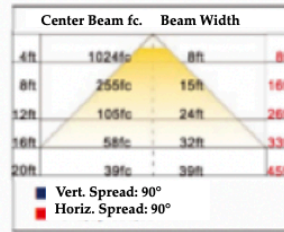
40D



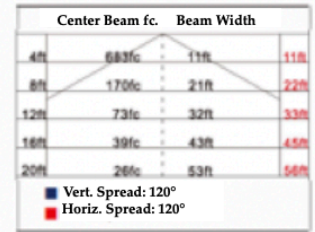
60D



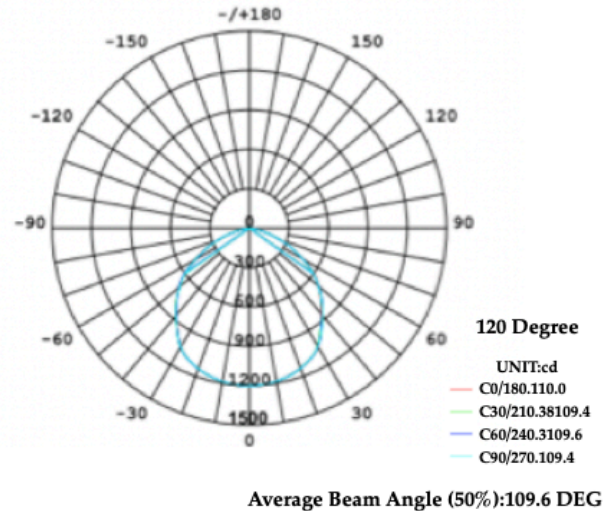
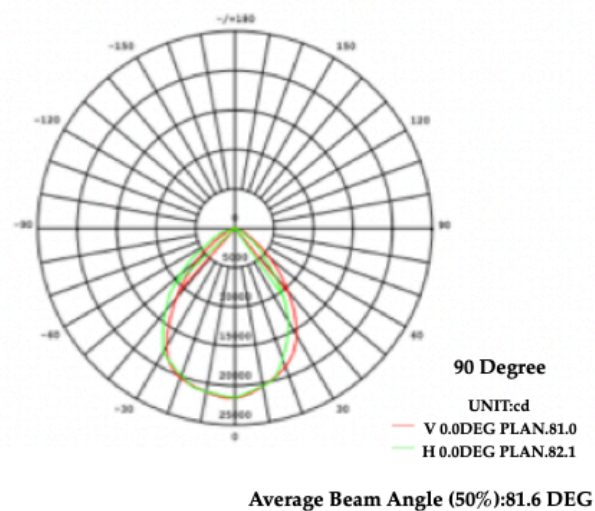
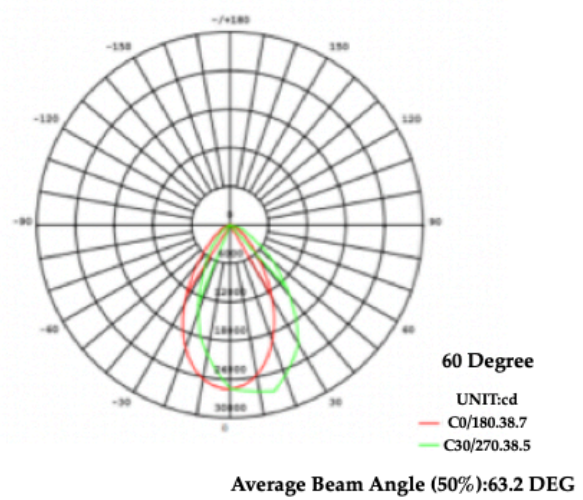
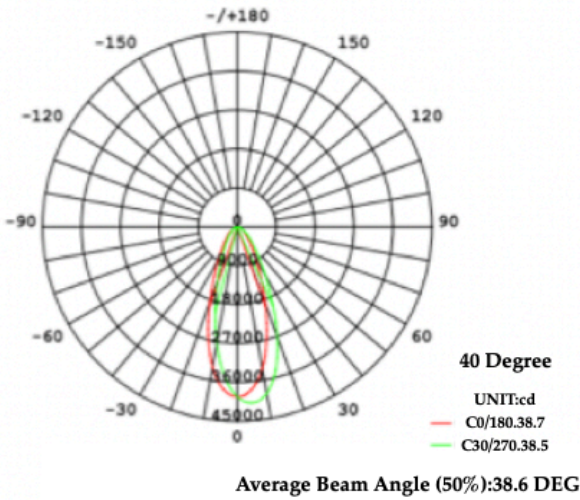
90D



120D



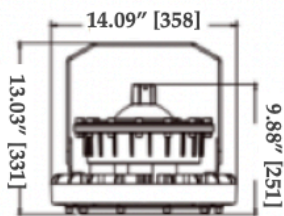
Photometric



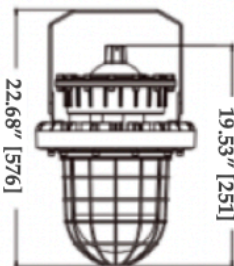
Product Dimensions

C2

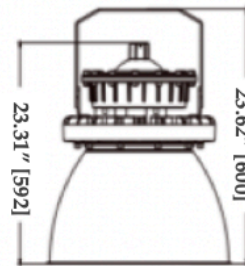
Flat Glass



With Drop Lens and Wire Guard

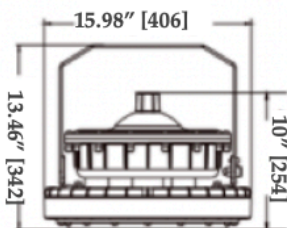


With Lamp Shade

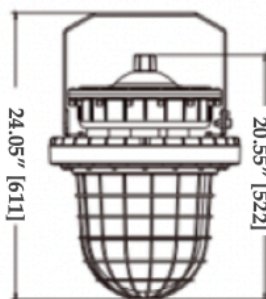


C

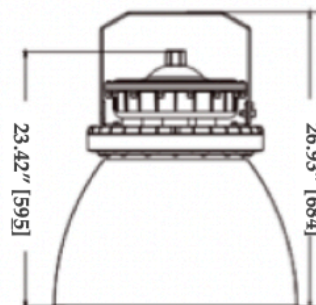
Flat Glass



With Drop Lens and Wire Guard

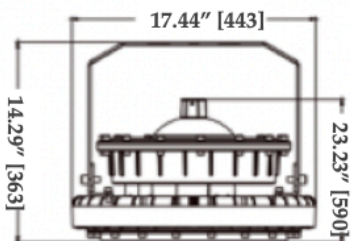


With Lamp Shade

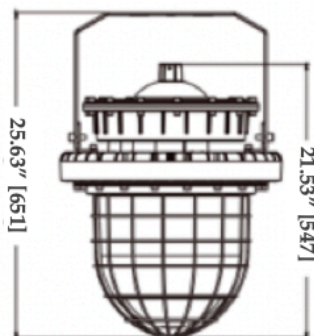


C3

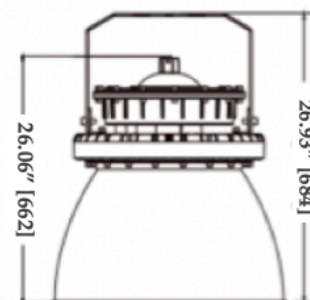
Flat Glass



With Drop Lens and Wire Guard



With Lamp Shade




Packaging Information

	C2	C	C3
Pieces	1	1	1
Fixture Dimensions	See Product Dimensions Drawing	See Product Dimensions Drawing	See Product Dimensions Drawing
Package Dimensions	18.50 x 18.50 x 13.58 IN	21.65 x 20.47 x 14.17 IN	21.85 x 21.85 x 13.58 IN
Net Fixture Weight	14 kg/ 30.86 lb	17.4 kg/ 38.36 lb	21 kg/ 46.30 lb
Gross Weight	16 kg/ 35.27 lb	19 kg/ 41.89 lb	25kg/ 55.12 lb

Mounting Methods

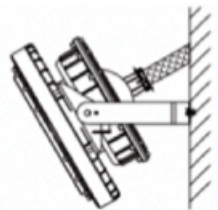
Option 1: Ceiling Mounting




Accessory




Option 2: Wall Mounting




Accessory



Option 3: Hook Pendant Mounting



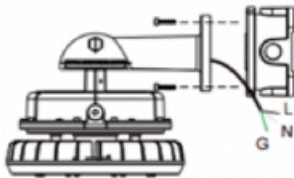
Accessory



Hook

Pendant Chain

Option 4: Wall Mounting with Junction Box



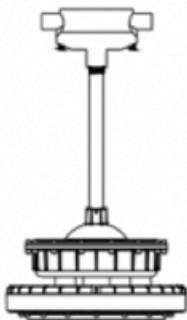
Accessory



Stanchion Arm 90

Stanchion Arm 25

Option 5: Pole Mounting (Vertical)



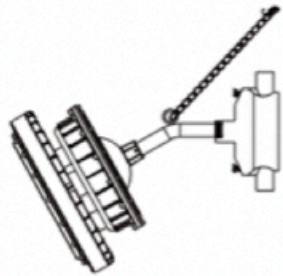
Accessory




Junction Box

Pole

Option 6: Pole Mounting (Non-Vertical)



Accessory

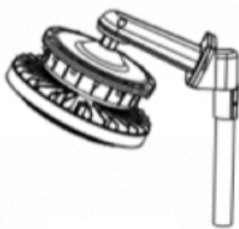


Junction Box


Pole

Pendant Chain

Option 6: Stanchion Mounting




25 Degree



90 Degree

Accessory

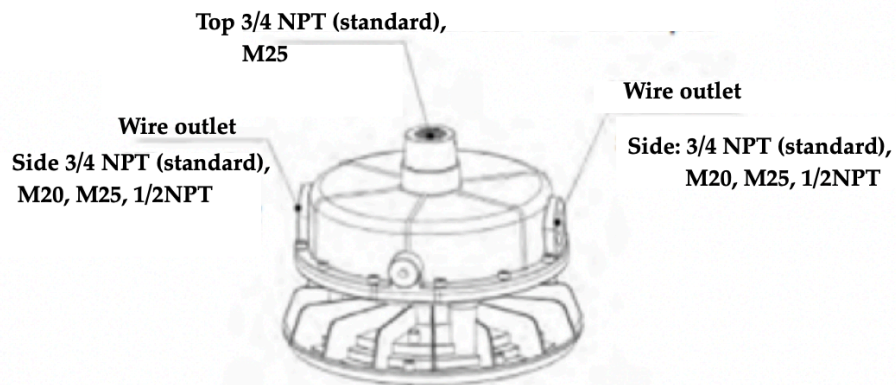


Support 90

Support 25

Cable Installation

Compatible with NPT1 thread with an adapter



Top 3/4 NPT (standard),
M25

Wire outlet
Side 3/4 NPT (standard),
M20, M25, 1/2NPT

Wire outlet

Side: 3/4 NPT (standard),
M20, M25, 1/2NPT