



BPO LIGHTING
Hazardous Area Lighting

HLL P



P12



P14



P22



P24



Class 1 Division 2

Key Features

- FEATURES:** Panel (Rugged)
2 Mounting Styles
Glass diffuser option includes wire guard part
- OPTIONS:** 1'x2', 1'x4', 2'x2' or 4'x4' Body Dimensions
High Voltage
High Wattage
16 Wattages
Emergency Back-Up

Compliance

UL 844 Hazardous Locations
Class I Division 2 Groups A, B, C, D
Class I Zone 2 Group IIA, IIB, IIC
UL 1598 Suitable for Wet Locations
UL 924 Emergency Lighting
IP66
IK10
ETL

Applications

Oil and Gas

Petroleum production and refining
Petroleum loading, storage, transportation and retail
Confined spaces with vapor accumulation
LNG and LPG handling
Oil tankers and shipping vessels
Fuel system testing facilities

Power Plants

Coal-fired power plants, including coal handling and storage areas
Gas-fired power plants with fuel storage
Nuclear power facilities in hazardous auxiliary areas
Biomass or waste-to-energy plants with combustible dust risks

Industrial

Industrial storage facilities
Paper mills, sawmills and lumber yards
Loading dock platforms
Manufacturing plants for heavy industrial goods
Warehouses handling flammable materials

Waste Treatment

Wastewater treatment plants
Pumping stations
Solid waste processing and incineration facilities
Sewage treatment with methane gas risks
Hazardous waste recycling centers

Mining

Operations and service areas
Underground mining tunnels with gas accumulation

Chemical Industry

Chemical production, processing and storage facilities
Solvent handling and mixing areas
Chemical research labs with flammable substances

Ocean, Marine and Aerospace

Offshore platform operation facilities and structures
Marine and saltwater environments
Aerospace clean rooms and production areas
Ocean vessel operations
Shipyards and dry docks
Aircraft hangars with fuel vapors

Metal Treatment

Paint facilities
Steel and aluminum factories
Metal smelting, foundry and fabrication
Welding and cutting areas with gas risks

Military and Defense

Ammunition storage and handling
Fuel depots and refueling stations
Explosives manufacturing
Vehicle maintenance bays in hazardous zones

Food, Alcohol and Agriculture Industry

Flour and fine particle production and storage
Food and distilling production
Grain storage elevators and silos
Breweries and fermentation tanks
Feed mills with dust risks
Fertilizer production and storage

Pharmaceutical Industry

Drug manufacturing and solvent handling
Clean rooms with volatile compounds
Pill coating and drying areas
Research and development labs

Other high humidity, high dust, high temperature and vapor locations

Specifications

Wattage	15 W	20 W	25 W	30 W	35 W	40 W	50 W	15 W	20 W	25 W	30 W	35 W	40 W	50 W	60 W	70 W	80 W	90 W	100 W
Body	FLD12							FLD14											

OPTICAL

Lumen Output	2600 lm-6500 lm	2600 lm-13000 lm
Lumens Per Watt	130 lm/W	
Color Temperature: CCT	5000K (standard), 2700-6500K optional	
Beam Angle	120°	

ENVIRONMENTAL

Ambient Operating Temperature	-40°C to +40/55/66°C W/EM BU -0°C to +45°C	-40°C to +40/55/66°C W/EM BU -0°C to +45°C
Temperature Code		T6 (40W +50°C), T5 (40W +55°C) T6 (60W +45°C), T5 (40W +50°C)

MECHANICAL

Housing Material	SUS304/SUS316/SPCC/AI6063
Lens Diffuser	PC/Glass (Glass diffuser comes with wire guard part for safety)
Hardware	Stainless Steel
Finish	Powder Coating
Gasket	Polytetrafluoroethylene
Mounting	Pendant, Ceiling
Warranty	5 Year Standard Warranty

ELECTRICAL

Lifespan	L70> 150,000 Operational Hours @ 55°C
Input Voltage	100-277VAC, 200-480VAC
Input Frequency	50/60Hz
Power Protection	Over-voltage, over-current and short circuit protection

EMERGENCY

Emergency Time	1.5 Hour Optional
Rated Power in Emergency Mode	8W
Power Supply	Built-in Power Supply

Specifications

Wattage	1 5 W	2 0 W	2 5 W	3 0 W	3 5 W	4 0 W	5 0 W	6 0 W	7 0 W	8 0 W	9 0 W	1 0 0 W	1 5 W	2 0 W	2 5 W	3 0 W	3 5 W	4 0 W	5 0 W	6 0 W	7 0 W	8 0 W	9 0 W	1 0 0 W	1 2 0 W	1 5 0 W	1 8 0 W	2 0 W
Body	FLD22												FLD24															

OPTICAL

Lumen Output	2600 lm-13000 lm	13000 lm-26000 lm
Lumens Per Watt	130 lm/W	
Color Temperature: CCT	5000K (standard), 2700-6500K optional	
Beam Angle	120°	

ENVIRONMENTAL

Ambient Operating Temperature	-40°C to +40/55/66°C W/EM BU -0°C to +45°C	-40°C to +40/55/66°C W/EM BU -0°C to +45°C
Temperature Code	T6 (40W +55°C), T5 (40W +60°C) T6 (60W +50°C), T5 (40W +55°C)	T6 (60W +55°C), T5 (60W +60°C) T6 (80W +45°C), T5 (80W +55°C)

MECHANICAL

Housing Material	SUS304/SUS316/SPCC/Al6063
Lens Diffuser	PC/Glass (Glass diffuser comes with wire guard part for safety)
Hardware	Stainless Steel
Finish	Powder Coating
Gasket	Polytetrafluoroethylene
Mounting	Pendant, Ceiling
Warranty	5 Year Standard Warranty

ELECTRICAL

Lifespan	L70> 150,000 Operational Hours @ 55°C	L70> 150,000 Operational Hours @ 55°C
Input Voltage	100-277VAC, 200-480VAC	100-277VAC, 200-480VAC
Input Frequency	50/60Hz	50/60Hz
Power Protection	Ovef-voltage, over-current and short circuit protection	Ovef-voltage, over-current and short circuit protection

EMERGENCY

Emergency Time	1.5 Hour Optional
Rated Power in Emergency Mode	8W
Power Supply	Built-in Power Supply

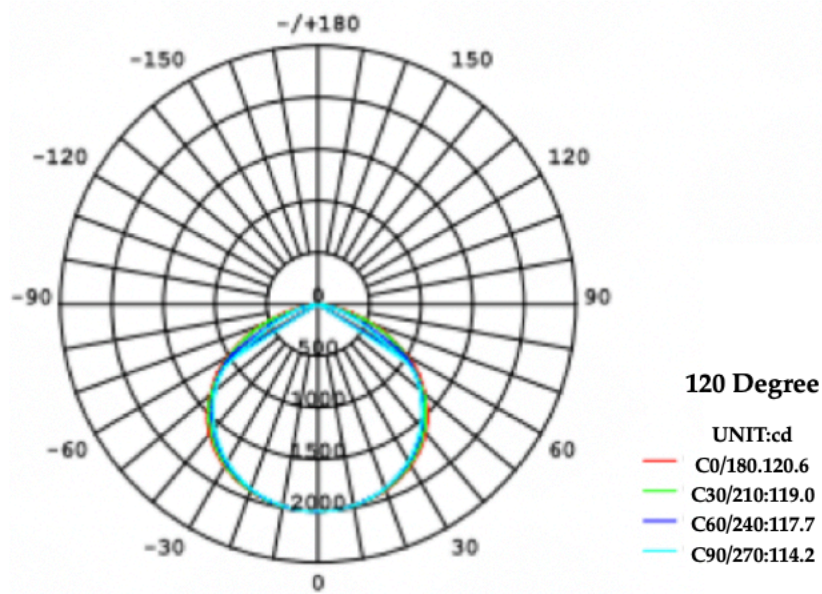
Ordering Logic

ORDER EXAMPLE: HLL P EX 40W FLD22 D 5K 120

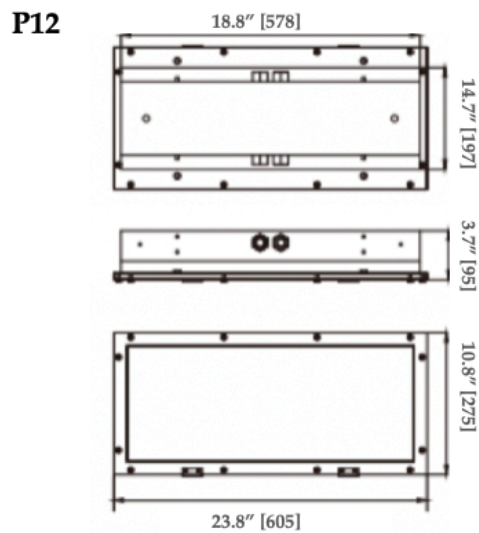
(1) Product	(2) Product Category	(3) Wattage	(4) Dimension	
HLL P	EX - Explosion Proof	15W (1,950 lm)	FLD12 - 1' X 2' (15/20/25/30/35/40/50W)	
		20W (2,600 lm)		
		25W (3,250 lm)	FLD14 - 1' X 4' (15/20/25/30/35/40/50/60/70/80/90/100W)	
		30W (3,900 lm)		
		35W (4,550 lm)	FLD22 - 2' X 2' (15/20/25/30/35/40/50/60/70/80/90/100W)	
		40W (5,200 lm)		
		50W (6,500 lm)	FLD24 - 2' X 4' (15/20/25/30/35/40/50/60/70/80/90/100/120/150/180/200W)	
		60W (7,800 lm)		
		70W (9,100 lm)		
		80W (10,400 lm)		
		90W (11,700 lm)		
		100W (13,000 lm)		
		120W (15,600 lm)		
		150W (19,500 lm)		
180W (23,400 lm)				
(5) Dimming	(6) Kelvin	(7) Beam Angle	(8) Voltage	(9) Option
D - Dimmable	3K - 3000 K	120 - 120° (S)	Blank - AC 120-277V	Blank - Without Emergency Function
N - Non-Dimmable	4K - 4000 K		480V- AC 200-480V	EM - Emergency Back Up
	5K - 5000 K (S)			

(S) Standard

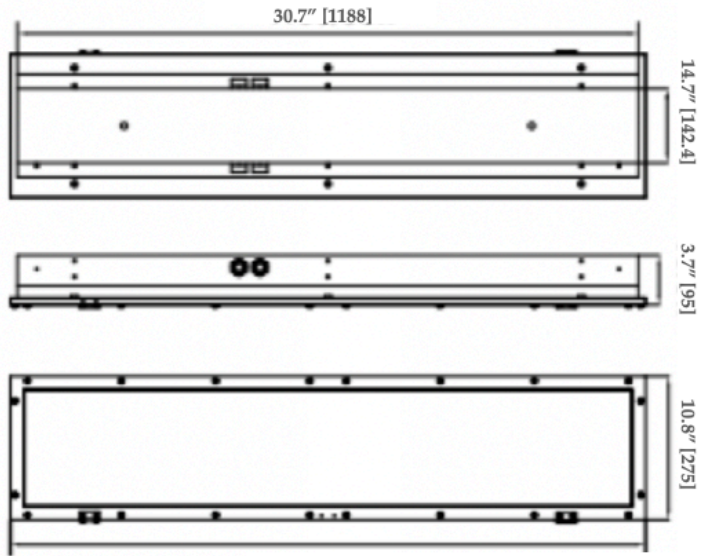
Photometric




Product Dimensions



P14



P24



Packaging Information

	FLD12	FLD14	FLD22	FLD24
Pieces	1	1	1	1
Fixture Dimensions	See Product Dimensions Drawing	See Product Dimensions Drawing	See Product Dimensions Drawing	See Product Dimensions Drawing
Package Dimensions	27.6 x 13.8 x 6.9 IN (700 x 350 x 175 MM)	52 x 13.8 x 6.9 IN (1320 x 350 x 175 MM)	27.6 x 26.8 x 6.9 IN (700 x 680 x 175 MM)	52 x 26.8 x 6.9 IN (1320 x 680 x 175 MM)
Gross Weight	9kg/19.8lb	20kg/44lb	21 kg/46.3lb	40kg/88.2lb

Mounting Methods

Option 1: Pendant Mounting



Accessory (Standard)



Lifting Ring



Hanging Chain

Option 2: Ceiling Mounting



Accessory (Standard)

