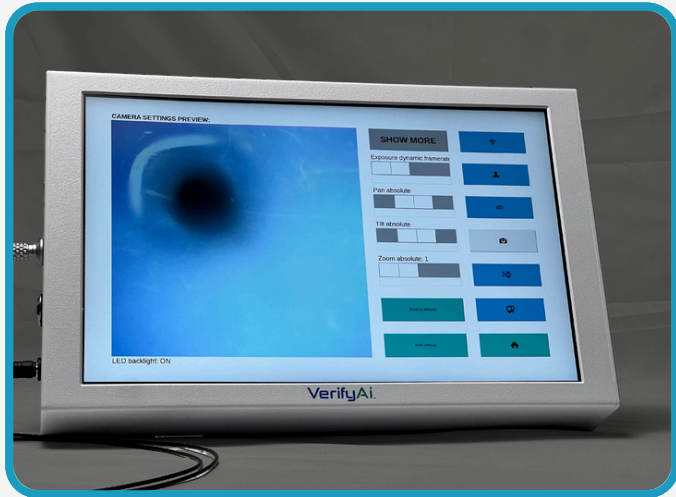




Endoscope Inspection Done Right

Manual

Our manual machines let you insert and position the camera yourself. A 14" LCD Touchscreen makes evaluation easier than ever.



The VerifyAI unit is a compact, tabletop or VESA-mounted device (16" x 12" x 3") designed for inspection and analysis. It features a durable 1 mm or 2 mm camera probe, available in 1.5 m, 2 m, or 3 m lengths, tested for over 5,000 uses. The 400 x 400-pixel camera includes an integrated LED light and is IPX7 waterproof rated.

Automatic

Our automatic machines thread a microscopic camera through your scope with simple setup from you.

AI Damage Detection

Automated Reporting

Cloud-Based Inventory

IPX7 Waterproof Probe10

Low Cost of Ownership



The VerifyAI system is a compact, wall- or cart-mounted inspection unit (18" x 28") engineered for efficient and automated endoscope analysis. It features a 2 mm diameter, 3-meter probe capable of a single pass through even the longest endoscopes. The 400 x 400-pixel camera includes an integrated LED light and is IPX7 waterproof rated.





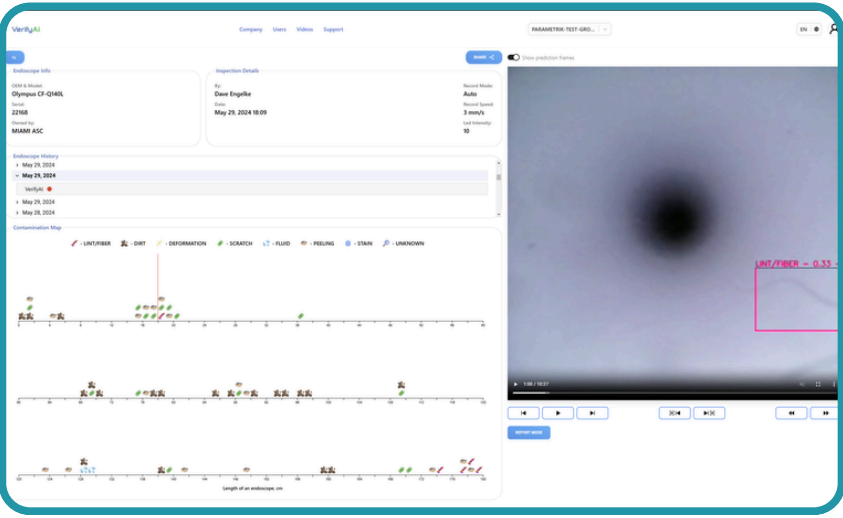
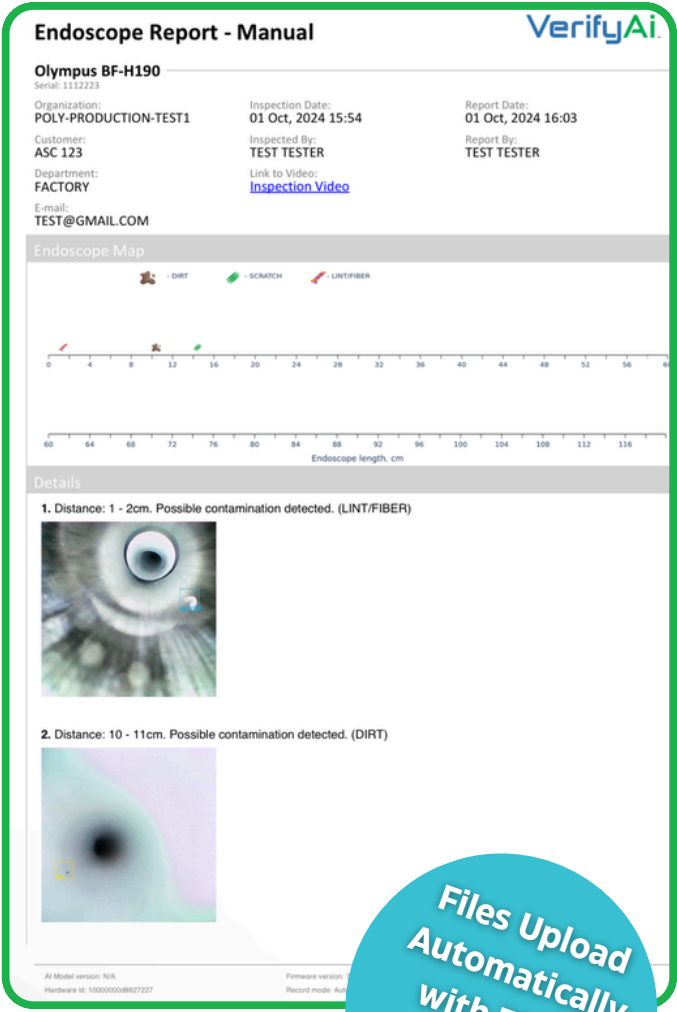
VerifyAi

Cloud-Based Dashboard



VerifyAi's cloud-based dashboard revolutionizes the inspection process by making results instantly accessible from any hospital computer. Once the scope inspection is complete, and device is connected to wi-fi, data is automatically uploaded to a secure online platform, allowing teams to review, track, and manage findings in real time. This ensures complete visibility and accountability—**no paperwork, no delays, just fast, reliable access to critical inspection results anytime, anywhere.**

Data Syncs
in Real Time
Across Every
Device



Files Upload
Automatically
with Time-
Stamped
Records

