

PRODUCT CODE 0110

## Apcolite Advanced 2-Pack Epoxy Finish

Asian Paints Apcolite Advanced 2-Pack Epoxy Finish is a general purpose, Epoxy based finish for steel exposed to atmospheric land and marine conditions.



SOLVENT BASED

**LEAD FREE\* GUARANTEE**

\* All Asian Paints products contain no added Lead, Mercury, Arsenic or Chromium from April 2008.

### PRODUCT BENEFITS

#### Good Water & Humidity Resistance

Asian Paints Apcolite Advanced 2-Pack Epoxy Finish is an "Epoxy" based top coat offering good resistance to water and humidity.

#### Rust Protection

This product is designed to offer superior corrosion protection to mild steel substrates.

#### Ease of Brushing & Spraying

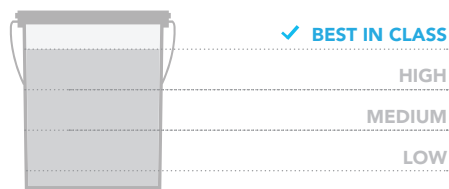
This product is suitable for brushing and spraying applications.

#### Excellent Adhesion

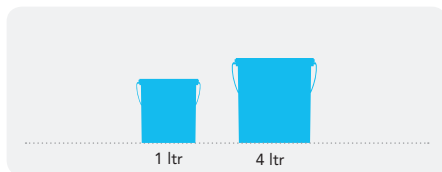
This product has got excellent adhesion performance and offers a balanced aesthetic and corrosion protection performance.

### PRODUCT FEATURES

#### WASHABILITY



#### AVAILABLE PACKS



Shelf life: 1 year from date of manufacture, in original tightly closed containers away from direct sunlight and excessive heat.

#### COLOURS AVAILABLE



Refer to sheen levels in technical details.

#### COVERAGE

On flat smooth metal surface by brushing


**2 COATS**

90 - 110 sq. ft. per ltr.\*

\*Actual coverage may vary from the quoted coverage due to factors such as method and condition of application and surface roughness and porosity.

### HOW TO APPLY

#### PRE PAINTING STEPS



#### CLEANING

1. Remove previous paint, loose rust, mill scale, using suitable power tools or hand tools like wire brush
2. Sand the surface with emery paper and wipe clean.
3. Clean the surface using solvent to remove any greasy deposits, fine particles and dust.
4. Ensure that the surface is clean and dry before painting.

#### PAINT APPLICATION PROCESS


APPLICATION	CODE	THINNER	DILUTION BY VOLUME	MIXING RATIO (BASE:HARDENER BY VOLUME)	RECOATING PERIOD
STEP 1 SANDING	ENSURE THE SURFACE IS THOROUGH PREPARED AS PER THE INFORMATION GIVEN ON PRE PAINTING STEPS				
STEP 2 APCOLITE ADVANCED 2-PACK EPOXY PRIMER GREY FIRST COAT	0109	0112	BRUSH MAX.5% SPRAY 5-10%	3 : 1 MATURATION TIME 20 - 30 MINUTES	MIN. 16 HRS
STEP 3 APCOLITE ADVANCED 2-PACK EPOXY PRIMER GREY SECOND COAT	APPLY A SECOND COAT AS PER THE ABOVE RECOMMENDATIONS. A THIRD COAT MAY BE REQUIRED TO ENSURE DFT BUILDUP.				MIN. 16 HRS
STEP 4 SANDING	LIGHT SAND WITH EMERY PAPER NO. 320 AND WIPE CLEAN. APPLY THE TOP COAT AS PER THE INSTRUCTIONS GIVEN BELOW.				
STEP 5 APCOLITE ADVANCED 2-PACK EPOXY FINISH	0110	0112	BRUSH MAX.5% SPRAY 5-10%	3 : 1 MATURATION TIME 20 - 30 MINUTES	MIN.16 HRS
STEP 6 SANDING	LIGHT SAND WITH EMERY PAPER NO. 320 AND WIPE CLEAN. APPLY SECOND COAT OF APCOLITE ADVANCED 2-PACK EPOXY FINISH AS PER THE ABOVE RECOMMENDATIONS				

Recoat period is quoted for 25°C and 50% Relative Humidity, these may vary under different conditions.

## HOW TO CHOOSE COLOURS

Browse through Asian Paints colour tools to help you find the right colour combination.

### APCOLITE ADVANCED 2-PACK EPOXY SHADE CARD



## ADDITIONAL INFORMATION

### POST PAINTING CARE

For the best performance of the paint, ensure proper washing and cleaning of all algal and fungal growth, if any, at regular intervals of six months.

### TECHNICAL DETAILS

- a. Recoat Time:** Minimum 16 hours between coats
- b. Flash Point:** > 24°C
- c. Application Sheen Level:** > 35 on 60° Gloss Head

### PRECAUTIONS

- > Mineral Turpentine SHOULD NOT BE used in this product under any circumstances as it is not compatible with this product.
- > Substrate temperature should be at least 3 °C above dew point but not above 50°C.
- > Relative humidity in the environment should be below 85%.
- > Good ventilation is required in confined areas to ensure proper curing.
- > For flat surfaces, it is recommended to work only with 2 sq. ft. area at a time so as to build uniform film build up and also for better workability.
- > For optimum performance of the product, a minimum of 2 – 3 Coats by brushing would be required to build necessary dry film thickness of 50 - 60 microns.
- > As with all epoxies, Apcolite Advanced 2-Pack Epoxy Finish will chalk and discolour on exterior exposure. However, this is not detrimental to anti – corrosive performance. The actual chalking will depend upon climatic conditions and will normally be limited to a thin surface layer.
- > This product is not recommended for immersion services in acids, alkalies & solvents.
- > In case of new hot rolled steel substrate, it is essential to remove mill scale layer completely so as to avoid premature coating failure.

### SAFETY FEATURES

- > Refer to the MSDS of Asian Paints Apcolite Advanced 2-Pack Epoxy Finish which gives detailed information on safety measures while handling this product.
- > Store the product at ambient conditions in well ventilated locations and away from source of ignition and fire.
- > Avoid eye and skin contact. In case of eye contact, wash with plenty of clean water.
- > Do not inhale or ingest. In case of inhalation move to fresh air and seek medical attention if the systems persists in both cases.
- > Use protective equipments like rubber/polyethylene gloves, safety goggles and face mask while handling the paint.
- > Stir well and strain before use.