INFORMACIÓN DIARIA DE ALMACENAMIENTO DE LAS PRESAS DE LA CUENCA DEL RÍO BRAVO PARA EL MES DE DICIEMBRE
(RECOPILACION DE LA INFORMACION PORPORCIONADA POR LA CONAGUA Y LA CILA SECC. MEX, PARA PRESAS NACIONALES E INTERNACIONALES RESPECTIVAMENTE)

NUEVO LEÓN

PRESA SALINILLAS

PRESA SALINILLAS (NUEVO LEÓN)				NAMO (Mm3) 19.811		
Dizembre	Volumen (Mm3)	Extracción (m3/s)	Gasto de entrada (m3/s)	Extracción (-) o Adición (+) diaria (Mm3)	Extracción Acumulada (Mm3)	% de Desnido
11/30/2020						0.00%
12/1/2020	10.83	0.22	0.00	-0.08	-10.83	54.96%
12/2/2020	10.75	0.21	0.00	-0.08	-10.75	54.79%
12/3/2020	10.75	0.22	0.00	-0.08	-10.75	54.56%
12/4/2020	10.71	0.21	0.00	-0.08	-10.71	54.56%
12/5/2020	10.67	0.22	0.00	-0.08	-10.67	54.12%
12/6/2020	10.67	0.21	0.30	0.00	-10.67	54.12%
12/7/2020	10.63	0.22	0.00	-0.08	-10.63	53.95%
12/8/2020	10.59	0.21	0.00	-0.08	-10.59	53.70%
12/9/2020	10.55	0.22	0.00	-0.08	-10.55	53.28%
12/10/2020	10.55	0.20	0.00	-0.08	-10.55	53.28%
12/11/2020	10.47	0.22	0.00	-0.08	-10.47	53.08%
12/12/2020	10.47	0.20	0.54	0.00	-10.47	53.08%
12/13/2020	10.43	0.20	0.00	-0.08	-10.43	52.87%
12/14/2020	10.39	0.21	0.00	-0.08	-10.39	52.66%
12/15/2020	10.35	0.22	0.00	-0.08	-10.35	52.45%
12/16/2020	10.31	0.21	0.00	-0.08	-10.31	52.24%
12/17/2020	10.27	0.20	0.00	-0.08	-10.27	52.04%
12/18/2020	10.27	0.21	0.12	0.00	-10.27	52.04%
12/19/2020	10.23	0.20	0.00	-0.08	-10.23	51.82%
12/20/2020	10.23	0.21	0.15	0.00	-10.23	51.82%
12/21/2020	10.19	0.22	0.00	-0.08	-10.19	51.62%
12/22/2020	10.15	0.21	0.00	-0.08	-10.15	51.41%
12/23/2020	10.11	0.22	0.00	-0.08	-10.11	51.20%
12/24/2020	10.07	0.21	0.00	-0.08	-10.07	51.00%
12/25/2020	10.04	0.22	0.00	-0.08	-10.04	50.79%
12/26/2020	10.00	0.21	0.00	-0.08	-10.00	50.58%
12/27/2020	9.96	0.22	0.00	-0.08	-9.96	50.38%
12/28/2020	9.96	0.21	0.54	0.00	-9.96	50.37%
12/29/2020	9.92	0.22	0.00	-0.08	-9.92	50.17%
12/30/2020	9.88	0.21	0.00	-0.08	-9.88	50.96%
12/31/2020	9.84	0.22	0.00	-0.08	-9.84	50.76%

Información proporcionada por el CCRB de CONAGUA (2020)

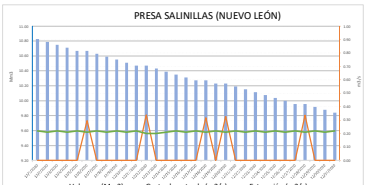

Extracción	Gasto de entrada
Promedio 0.21	Promedio 0.05
Máximo 0.22	Máximo 0.30
Mínimo 0.20	Mínimo 0.00

DATOS DESTACADOS DEL MES

Vol. al cierre de mes (Mm3)	9.84	51.76%
Faltante (Mm3)	9.17	48.24%

PRESA LA BOCA

PRESA LA BOCA (NUEVO LEÓN)				NAMO (Mm3) 39.487		
Dizembre	Volumen (Mm3)	Extracción (m3/s)	Gasto de entrada (m3/s)	Extracción (-) o Adición (+) diaria (Mm3)	Extracción Acumulada (Mm3)	% de Desnido
11/30/2020				0.00	0.00	0.00%
12/1/2020	32.87	0.66	0.70	32.87	-32.87	83.25%
12/2/2020	32.32	0.69	0.76	0.00	-32.32	81.85%
12/3/2020	32.83	1.10	0.63	-0.05	-32.83	83.13%
12/4/2020	32.78	0.91	0.72	-0.04	-32.78	83.00%
12/5/2020	32.68	0.98	0.52	-0.05	-32.68	82.80%
12/6/2020	32.68	0.89	0.95	0.00	-32.68	82.80%
12/7/2020	32.63	0.93	1.01	-0.05	-32.63	82.67%
12/8/2020	32.76	0.59	1.15	0.05	-32.76	82.95%
12/9/2020	32.71	0.66	0.91	-0.05	-32.71	82.82%
12/10/2020	32.56	0.88	0.00	-0.09	-32.56	82.44%
12/11/2020	32.56	0.67	0.77	0.00	-32.56	82.44%
12/12/2020	32.52	1.59	0.98	-0.05	-32.52	82.34%
12/13/2020	32.48	1.22	0.81	-0.04	-32.48	82.25%
12/14/2020	32.31	1.69	0.00	-0.17	-32.31	81.82%
12/15/2020	32.31	1.07	1.18	0.00	-32.31	81.82%
12/16/2020	32.31	0.76	0.82	0.00	-32.31	81.82%
12/17/2020	32.27	0.71	0.61	-0.04	-32.27	81.71%
12/18/2020	32.22	0.95	0.45	-0.04	-32.22	81.60%
12/19/2020	32.22	0.78	0.95	0.00	-32.22	81.60%
12/20/2020	32.22	0.76	0.97	0.00	-32.22	81.60%
12/21/2020	32.16	1.23	0.37	-0.06	-32.16	81.39%
12/22/2020	32.16	0.90	0.49	-0.06	-32.16	81.39%
12/23/2020	32.05	0.87	0.61	-0.01	-32.05	81.18%
12/24/2020	32.05	0.81	0.81	0.00	-32.05	81.18%
12/25/2020	31.97	0.89	0.46	-0.04	-31.97	80.96%
12/26/2020	31.88	1.20	0.31	-0.08	-31.88	80.75%
12/27/2020	31.84	1.00	1.12	-0.04	-31.84	80.64%
12/28/2020	31.80	0.67	0.00	-0.09	-31.80	80.53%
12/29/2020	31.80	0.71	0.82	0.00	-31.80	80.53%
12/30/2020	31.80	1.15	1.21	0.00	-31.80	80.53%
12/31/2020	31.76	1.07	0.64	-0.04	-31.76	80.43%

Información proporcionada por el CCRB de CONAGUA (2020)

Extracción	Gasto de entrada
Promedio 0.93	Promedio 0.62
Máximo 1.69	Máximo 1.21
Mínimo 0.59	Mínimo 0.00

DATOS DESTACADOS DEL MES

Vol. al cierre de mes (Mm3)	31.76	80.43%
Faltante (Mm3)	7.73	19.57%

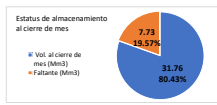

PRESA EL CUCHILLO

PRESA EL CUCHILLO (NUEVO LEÓN)				NAMO (Mm3) 1123.143		
Dizembre	Volumen (Mm3)	Extracción (m3/s)	Gasto de entrada (m3/s)	Extracción (-) o Adición (+) diaria (Mm3)	Extracción Acumulada (Mm3)	% de Desnido
11/30/2020				0	0	0.00%
12/1/2020	1108.52	5.08	0.00	1108.52	-1108.52	98.68%
12/2/2020	1106.97	5.08	0.00	-1.55	-1106.97	98.54%
12/3/2020	1104.27	5.19	0.00	-2.70	-1104.27	98.42%
12/4/2020	1101.58	5.09	0.00	-2.70	-1101.58	98.08%
12/5/2020	1100.23	5.15	0.00	-1.35	-1100.23	97.96%
12/6/2020	1100.23	5.21	8.53	0.00	-1100.23	97.96%
12/7/2020	1098.88	4.98	0.00	-1.35	-1098.88	97.84%
12/8/2020	1098.88	5.24	8.53	0.00	-1098.88	97.84%
12/9/2020	1097.54	5.22	0.00	-1.35	-1097.54	97.72%
12/10/2020	1097.54	5.29	8.21	0.00	-1097.54	97.72%
12/11/2020	1097.54	5.22	8.53	0.00	-1097.54	97.72%
12/12/2020	1096.19	5.29	0.00	-1.35	-1096.19	97.60%
12/13/2020	1096.19	5.29	9.02	0.00	-1096.19	97.60%
12/14/2020	1096.19	5.27	11.76	0.00	-1096.19	97.60%
12/15/2020	1094.84	5.22	0.00	-1.35	-1094.84	97.48%
12/16/2020	1093.49	5.28	0.00	-1.35	-1093.49	97.36%
12/17/2020	1092.15	5.34	0.00	-1.35	-1092.15	97.24%
12/18/2020	1092.15	5.20	0.00	-1.35	-1092.15	97.24%
12/19/2020	1090.80	5.27	0.00	-1.35	-1090.80	97.12%
12/20/2020	1090.80	5.13	10.76	0.00	-1090.80	97.12%
12/21/2020	1089.45	4.74	0.00	-1.35	-1089.45	97.00%
12/22/2020	1089.45	5.07	8.59	0.00	-1089.45	97.00%
12/23/2020	1089.45	5.09	0.00	0.00	-1089.45	97.00%
12/24/2020	1089.45	5.03	12.90	0.00	-1089.45	97.00%
12/25/2020	1086.75	5.06	0.00	-2.69	-1086.75	96.76%
12/26/2020	1085.41	4.91	0.00	-1.35	-1085.41	96.64%
12/27/2020	1084.06	2.68	0.00	-1.35	-1084.06	96.52%
12/28/2020	1084.06	4.23	8.24	0.00	-1084.06	96.52%
12/29/2020	1082.71	5.11	0.00	-1.35	-1082.71	96.40%
12/30/2020	1082.71	5.60	10.37	0.00	-1082.71	96.40%
12/31/2020	1082.71	5.68	11.60	0.00	-1082.71	96.40%

Información proporcionada por el CCRB de CONAGUA (2020)

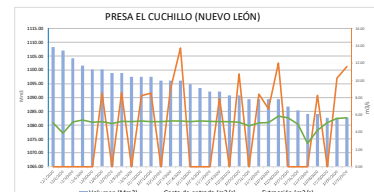

Extracción	Gasto de entrada
Promedio 5.08	Promedio 4.27
Máximo 5.81	Máximo 13.76
Mínimo 2.68	Mínimo 0.00

DATOS DESTACADOS DEL MES

Vol. al cierre de mes (Mm3)	1082.71	96.40%
Faltante (Mm3)	40.43	3.60%

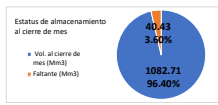

NUEVO LEÓN

PRESA CERRO PRIETO

PRESA CERRO PRIETO (NUEVO LEÓN)				NAMO (Mm3) 100		
Dizembre	Volumen (Mm3)	Extracción (m3/s)	Gasto de entrada (m3/s)	Extracción (-) o Adición (+) diaria (Mm3)	Extracción Acumulada (Mm3)	% de Desnido
11/30/2020				0	0	0.00%
12/1/2020	82.63	2.52	0.00	-82.63	-82.63	27.58%
12/2/2020	82.38	2.89	3.96	-0.25	-82.38	27.49%
12/3/2020	82.13	1.85	0.00	-0.25	-82.13	27.58%
12/4/2020	81.88	2.75	2.75	-0.25	-81.88	27.49%
12/5/2020	81.63	2.58	0.00	-0.25	-81.63	27.23%
12/6/2020	81.38	2.76	0.00	-0.25	-81.38	27.15%
12/7/2020	81.13	2.56	0.00	-0.25	-81.13	27.08%
12/8/2020	80.88	2.62	0.05	-0.25	-80.88	26.96%
12/9/2020	80.63	2.59	0.00	-0.25	-80.63	26.88%
12/10/2020	80.38	2.51	0.00	-0.25	-80.38	26.79%
12/11/2020	80.25	2.45	1.88	-0.13	-80.25	26.75%
12/12/2020	80.13	2.57	1.47	-0.12	-80.13	26.71%
12/13/2020	79.88	2.80	0.22	-0.25	-79.88	26.63%
12/14/2020	79.63	2.22	0.00	-0.25	-79.63	26.54%
12/15/2020	79.38	2.62	0.00	-0.25	-79.38	26.46%
12/16/2020	79.13	2.57	0.06	-0.25	-79.13	26.38%
12/17/2020	78.88	2.52	0.01	-0.25	-78.88	26.29%
12/18/2020	78.63	2.62	0.00	-0.25	-78.63	26.21%
12/19/2020	78.50	2.62	1.75	-0.13	-78.50	26.17%
12/20/2020	78.38	2.75	1.75	-0.13	-78.38	26.13%
12/21/2020	78.13	2.28	0.00	-0.25	-78.13	26.05%
12/22/2020	77.88	2.59	0.00	-0.25	-77.88	25.96%
12/23/2020	77.38	2.57	0.00	-0.50	-77.38	25.79%
12/24/2020	77.00	2.58	0.00	-0.38	-77.00	25.67%
12/25/2020	76.75	2.54	0.25	-0.25	-76.75	25.58%
12/26/2020	76.50	2.36	0.43	-0.25	-76.50	25.50%
12/27/2020	76.25	1.98	0.00	-0.25	-76.25	25.42%
12/28/2020	76.00	3.00	0.29	-0.25	-76.00	25.33%
12/29/2020	75.75	1.60	0.00	-0.25	-75.75	25.25%
12/30/2020	75.50	2.75	0.68	-0.25	-75.50	25.17%
12/31/2020	75.25	2.67	0.46	-0.25	-75.25	25.08%

Información proporcionada por el CCRB de CONAGUA (2020)

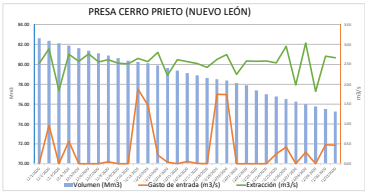

Extracción	Gasto de entrada
Promedio 2.55	Promedio 0.34
Máximo 3.04	Máximo 1.88
Mínimo 1.82	Mínimo 0.00

DATOS DESTACADOS DEL MES

Vol. al cierre de mes (Mm3)	75.25	25.08%
Faltante (Mm3)	224.75	74.92%

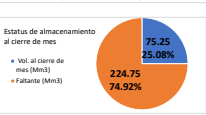

TAMAULIPAS

PRESA MARTE R. GOMEZ

PRESA MARTE R. GOMEZ (TAMAULIPAS)				NAMO (Mm3) 781.7		
Dizembre	Volumen (Mm3)	Extracción (m3/s)	Gasto de entrada (m3/s)	Extracción (-) o Adición (+) diaria (Mm3)	Extracción Acumulada (Mm3)	% de Desnido
11/30/2020				0	0	0.00%
12/1/2020	866.3	7.00	9.84	-866.29	-866.29	108.26%
12/2/2020	866.29	7.00	10.50	-0.04	-866.33	108.26%
12/3/2020	866.79	7.00	0.00	-1.50	-866.79	108.07%
12/4/2020	866.79	7.00	11.12	0.00	-866.79	108.07%
12/5/2020	866.79	7.00	12.27	0.00	-866.79	108.07%
12/6/2020	865.29	7.00	0.00	-1.50	-865.29	107.88%
12/7/2020	865.29	7.00	10.49	0.00	-865.29	107.88%
12/8/2020	865.29	7.00	9.49	0.00	-865.29	107.88%
12/9/2020	861.78	7.00	0.00	-3.51	-861.78	107.44%
12/10/2020	861.78	7.00	10.17	0.00	-861.78	107.44%
12/11/2020	860.28	7.00	0.00	-1.50	-860.28	107.25%
12/12/2020	858.28	7.00	11.87	-2.00	-858.28	107.00%
12/13/2020	860.28	7.00	12.52	0.00	-860.28	107.25%
12/14/2020	858.78	7.00	0.00	-1.50	-858.78	107.06%
12/15/2020	857.28	17.00	8.37	-1.50	-857.28	107.11%
12/16/2020	855.78	27.00	4.18	-1.50	-855.78	106.92%
12/17/2020	854.27	27.00	12.98	-1.50	-854.27	106.73%
12/18/2020	852.77	27.00	11.36	-1.50	-852.77	106.53%
12/19/2020	851.27	27.00	10.76	-1.50	-851.27	106.34%
12/20/2020	829.77	27.00	30.76	-1.50	-829.77	106.15%
12/21/2020	828.27	27.00	14.14	-1.50	-828.27	105.96%
12/22/2020	822.26	27.00	0.00	-6.01	-822.26	105.19%
12/23/2020	819.25	37.00	6.75	-3.00	-819.25	104.80%
12/24/2020	817.75	37.00	0.00	-1.50	-817.75	104.61%
12/25/2020	811.74	47.00	0.00	-6.01	-811.74	103.84%
12/26/2020	808.73	47.00	14.98	-3.00	-808.73	103.46%
12/27/2020	806.23	57.00	8.49	-2.51	-806.23	102.88%
12/28/2020	796.72	57.00	0.00	-7.51	-796.72	101.92%
12/29/2020	790.21	57.00	30.58	-6.51	-790.21	101.09%
12/30/2020	787.71	61.10	15.80	-2.51	-787.71	100.77%
12/31/2020	783.20	61.10	16.85	-4.51	-783.20	100.19%

Información proporcionada por el CCRB de CONAGUA (2020)

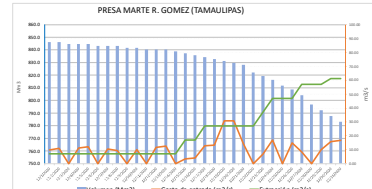

Extracción	Gasto de entrada
Promedio 24.68	Promedio 9.61
Máximo 61.10	Máximo 30.74
Mínimo 7.00	Mínimo 0.00

DATOS DESTACADOS DEL MES

Vol. al cierre de mes (Mm3)	783.20	100.19%
Faltante (Mm3)	-1.50	-0.19%

PRESA LAS BLANCAS

PRESA LAS BLANCAS (TAMAULIPAS)				NAMO (Mm3) 83.784		
Dizembre	Volumen (Mm3)	Extracción (m3/s)	Gasto de entrada (m3/s)	Extracción (-) o Adición (+) diaria (Mm3)	Extracción Acumulada (Mm3)	% de Desnido
11/30/2020				0	0	0.00%
12/1/2020	17.98	0.00	0.00	17.98	-17.98	21.46%
12/2/2020	17.98	0.00	0.00	-0.04	-17.98	21.45%
12/3/2020	17.98	0.00	0.00	-0.04	-17.98	21.46%
12/4/2020	17.98	0.00	0.00	-0.04	-17.98	21.46%
12/5/2020	17.78	0.00	0.00	-0.20	-17.78	21.22%
12/6/2020	17.75	0.00	0.00	-0.04	-17.75	21.18%
12/7/2020	17.71	0.00	0.00	-0.04	-17.71	21.13%
12/8/2020	17.67	0.00	0.00	-0.04	-17.67	21.08%
12/9/2020	17.63	0.00	0.00	-0.04	-17.63	21.03%
12/10/2020	17.59	0.00	0.00	-0.04	-17.59	20.98%
12/11/2020	17.55	0.00	0.00	-0.04	-17.55	20.95%
12/12/2020	17.51	0.00	0.02	-0.04	-17.51	20.91%
12/13/2020	17.47	0.00	0.02	-0.04	-17.47	20.86%
12/14/2020	17.43	0.00	0.02	-0.04	-17.43	20.81%
12/15/2020	17.40	0.00	0.00	-0.04	-17.40	20.76%
12/16/2020	17.36	0.00	0.00	-0.04	-17.36	20.72%
12/17/2020	17.28	0.00	0.00	-0.08	-17.28	20.62%
12/18/2020	17.25	0.00	0.00	-0.04	-17.24	20.58%
12/19/2020	17.20	0.00	0.42	-0.04	-17.20	20.53%
12/20/2020	17.16	0.00	0.42	-0.04	-17.16	20.48%
12/21/2020	17.12	0.00	0.00	-0.04	-17.12	20.43%
12/22/2020	17.08	0.00	0.00	-0.04	-17.09	20.38%
12/23/2020	17.05	0.00	0.00	-0.04	-17.05	20.35%
12/24/2020	17.05	0.00	0.01	-0.04	-17.01	20.35%
12/25/2020	16.97	0.00	0.00	-0.08	-16.97	20.26%
12/26/2020	16.93	0.00	0.00	-0.04	-16.93	20.21%
12/27/2020	16.85	0.00	0.00	-0.08	-16.85	20.12%
12/28/2020	16.82	0.00	0.00	-0.04	-16.82	20.07%
12/29/2020	16.78	0.00	0.00	-0.04	-16.78	20.03%
12/30/2020	16.78	0.00	0.07	-0.04	-16.74	19.98%
12/31/2020	16.70	0.00	0.10	-0.04	-16.70	19.93%

Información proporcionada por el CCRB de CONAGUA (2020)

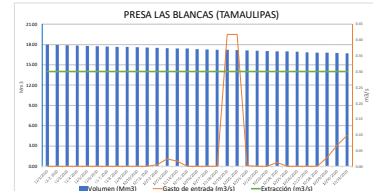

Extracción	Gasto de entrada
Promedio 0.30	Promedio 0.03
Máximo 0.30	Máximo 0.42
Mínimo 0.30	Mínimo 0.00

DATOS DESTACADOS DEL MES

Vol. al cierre de mes (Mm3)	16.70	19.93%
Faltante (Mm3)	67.08	80.07%

COAHUILA

PRESA LA FRAGUA

PRESA LA FRAGUA (COAHUILA)				NAMO (Mm3) 47.295		
Dizembre	Volumen (Mm3)	Extracción (m3/s)	Gasto de entrada (m3/s)	Extracción (-) o Adición (+) diaria (Mm3)	Extracción Acumulada (Mm3)	% de Desnido
11/30/2020				0	0	0.00%
12/1/2020	14.68	0.00	0.05	13.48	-13.48	28.51%
12/2/2020	14.68	0.00	0.07	0.00	-13.48	28.51%
12/3/2020	14.68	0.00	0.07	0.00	-13.48	28.51%
12/4/2020	14.68	0.00	0.07	0.00	-13.48	28.51%
12/5/2020	14.68	0.00	0.08	0.00	-13.48	28.51%
12/6/2020	14.68	0.00	0.07	0.00	-13.48	28.51%
12/7/2020	14.68	0.00	0.10	0.00	-13.48	28.51%
12/8/2020	14.68	0.00	0.12	0.00	-13.48	28.51%
12/9/2020	14.68	0.00	0.13	0.00	-13.48	28.51%
12/10/2020	14.68	0.00	0.13	0.00	-13.48	28.51%
12/11/2020	14.68	0.00	0.14	0.00	-13.48	28.51%
12/12/2020	14.68	0.00	0.09	0.00	-13.48	28.51%
12/13/2020	14.68	0.00	0.08	0.00	-13.48	28.51%
12/14/2020	14.68	0.00	0.06	0.00	-13.48	28.51%
12/15/2020	14.68	0.00	0.07	0.00	-13.48	28.51%
12/16/2020	14.68	0.00	0.08	0.00	-13.48	28.51%
12/17/2020	14.68	0.00	0.10	0.00	-13.48	28.51%
12/18/2020	14.68	0.00	0.11	0.00	-13.48	28.51%
12/19/2020	14.68	0.00	0.10	0.00	-13.48	28.51%
12/20/2020	14.68	0.00	0.10	0.00	-13.48	28.51%
12/21/2020	14.68	0.00	0.10	0.00	-13.48	28.51%
12/22/2020	14.68	0.00	0.09	0.00	-13.48	28.51%
12/23/2020	14.68	0.00	0.09	0.00	-13.48	28.51%
12/24/2020	14.68	0.00	0.09	0.00	-13.48	28.51%
12/25/2020	14.68	0.00	0.07	0.00	-13.48	28.51%
12/26/2020	14.68	0.00	0.08	0.00	-13.48	28.51%
12/27/2020	14.68	0.00	0.07	0.00	-13.48	28.51%
12/28/2020	14.68	0.00	0.09	0.00	-13.48	28.51%
12/29/2020	14.68	0.00	0.09	0.00	-13.48	28.51%
12/30/2020	14.68	0.00	0.09	0.00	-13.48	28.51%
12/31/2020	14.68	0.00	0.09	0.00	-13.48	28.51%

Información proporcionada por el CCRB de CONAGUA (2020)

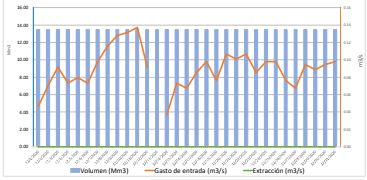

Extracción	Gasto de entrada
Promedio 0.00	Promedio 0.96
Máximo 0.00	Máximo 0.14
Mínimo 0.00	Mínimo 0.05

DATOS DESTACADOS DEL MES

Vol. al cierre de mes (Mm3)	14.68	28.51%
Faltante (Mm3)	33.81	71.49%

PRESA CENTENARIO

PRESA CENTENARIO (COAHUILA)				NAMO (Mm3) 24.589		
Dizembre	Volumen (Mm3)	Extracción (m3/s)	Gasto de entrada (m3/s)	Extracción (-) o Adición (+) diaria (Mm3)	Extracción Acumulada (Mm3)	% de Desnido
11/30/2020				0	0	0.00%
12/1/2020	15.51	0.00	0.08	15.51	-15.51	63.07%
12/2/2020	15.51	0.00	0.18	0.00	-15.51	63.07%
12/3/2020	15.51	0.00	0.20	0.00	-15.51	63.07%
12/4/2020	15.51	0.00	0.15	0.00	-15.51	63.07%
12/5/2020	15.51	0.00	0.13	0.00	-15.51	63.07%
12/6/2020	15.51	0.00	0.08	0.00	-15.51	63.07%
12/7/2020	15.51	0.00	0.04	0.00	-15.51	63.07%
12/8/2020	15.51	0.00	0.07	0.00	-15.51	63.07%
12/9/2020	15.51	0.00	0.08	0.00	-15.51	63.07%
12/10/2020	15.51	0.00	0.08	0.00	-15.51	63.07%
12/11/2020	15.51	0.00	0.12	0.00	-15.51	63.07%
12/12/2020	15.51	0.00	0.04	0.00	-15.51	63.07%
12/13/2020	15.51	0.00	0.00	0.00	-15.51	63.07%
12/14/2020	15.51	0.00	0.06	0.00	-15.51	63.07%
12/15/2020	15.51	0.00	0.07	0.00	-15.51	63.07%
12/16/2020	15.51	0.00	0.09	0.00	-15.51	63.07%
12/17/2020	15.51	0.