



# P7056 Club

## Home of the Westland Whirlwind Fighter

### Spring Update (2) 2023

Hello Esteemed Members!

Just an interim update to show you the latest progress on the cockpit build... there's plenty of recent progress as it all comes together.

Peter the wonder Engineer had earlier this year completed all component manufacturing work for everything that is going into the cockpit. He's just completed the paint of the cockpit, after removing all instruments that were trial-fitted, and disassembling all parts that were pinned into place, drilling many, many holes then riveting all elements together – in the Big Rivet. There's even painting going on..

So – here are a few pictures – as each one tells its own story... in a thousand words or less. In roughly the right order, too.



The cockpit in all its assembled glory.

This is where we left it – around the time of the last newsletter.

## Images of progress:

Drill jig used to drill rivet holes in the upper longeron...



So that all these internal distance tubes can be fitted... that Pete had to make himself!



Here's a sample section – with distance tube installed. Just so you know what it looks like inside the upper longeron.



## Rear cockpit frames:

100 bolts, 100 nuts, 200 washers. Longeron to skin angle connections - 100 holes all matched drilled and fitted.




Rear cockpit frames – all riveted to the lower longerons.

Purple hole-fillers appearing everywhere: holes (many thousands) drilled earlier!




Fuselage lower panel, all drilled off and fitted.



Cockpit stripped out, windscreen and top coamings off, half way through the big rivet.




All the port frames to intercostals, lower longeron and upper longeron fish plates now fully riveted up. Sub frame for the throttle box fully fitted. Starboard done, too.



Drilling the lower section of the longeron extensions. They are now fixed in position.

And into the paint/skinning bay!



It's all in the wrong shade of green... blame the bay cover!

Etch primer applied:



'Westland Green' applied:



From the images we have, the port and starboard instrument panels, along with the diagonal bulkhead were painted black. Also the BFP, so that's what we'll do with our replica.

So – that’s us all caught up.

Pete has to re-populate the cockpit, and form and attach the skins.

I’m sure there’s plenty of other details in there!

No mean feat, as always.

It is coming to Hawkinge very soon.... so watch this space, as they say.

Dave at the Kent Battle of Britain Museum will have to arrange the movement of some large exhibits to get our cockpit into its desired position so this will have to happen after hours to avoid risk to our precious artefact, and the general public.

We will advise members as to exactly when the move will occur – but it is not long now. I, for one, can’t wait.

Just a reminder for all those who are going to visit the Kent Battle of Britain Museum at Hawkinge don’t forget that your current membership card allows you 50% discount on entry to the Museum.

Peter Lancaster – the Membership Secretary (email: [p7056club@gmail.com](mailto:p7056club@gmail.com)) has been trying to contact annual members who are in danger of letting their membership expire.

Please check your junk/spam folders.

Final word....

Those of you who – in the UK - use easyfundraising to add pennies to the project’s coffers.. thank you!

We just received a payment of £46.12. We easyfundraisers have raised £222.43 in total. That pays for a lot of rivets!

For those in the UK who are not one of the contributors... but who would like to be – please read this and follow the link below to get set up.

Great news, Whirlwind Fighter Project has been paid in #easyfundraising's £1.5 million #DonationDay pay-out! Want to support them too? Sign up to easyfundraising, and watch your favourite brands donate to Whirlwind Fighter Project for free whenever you shop with them. Sign up in less than 2 minutes! Visit:

[https://www.easyfundraising.org.uk/causes/whirlwindfighterproject/payments/6073e7/?utm\\_campaign=dd-may-23&utm\\_medium=email-share](https://www.easyfundraising.org.uk/causes/whirlwindfighterproject/payments/6073e7/?utm_campaign=dd-may-23&utm_medium=email-share)

*Peter Lancaster*  
*P7056 Club*  
*Membership Secretary.*

Honorary President Tom Eeles.

Honorary Vice-President James Munro.

Member of the Aviation Heritage UK.

Charity number EW37349

Secretary CJM Hayward, 57 Bramblefield Lane, Sittingbourne, Kent, Me10 2SX.

Email: [whirlwindfighterproject@outlook.com](mailto:whirlwindfighterproject@outlook.com)

Website:

[www.whirlwindfp.org](http://www.whirlwindfp.org)