



North Georgia Raider Challenge

12 October 2024

3624 Everett Springs Road SW, Armuchee, GA 30105

PURPOSE: The purpose of this memorandum of instruction is to outline the details of the 2024 North Georgia Raider Challenge at Camp Sydney Dew. Raiders from all services are most welcome and encouraged to attend.

CONCEPT: The North Georgia Raider Challenge, a neutral location, seven event Raider competition, is co-hosted by six high schools. The primary point of contact for the 2024 iteration of the competition is Lt Col (ret) Steve Bergey who can be reached at stephen.bergey@cherokeek12.net. The competition is also a state qualifier for Georgia AJROTC Area 7 and Area 10 schools.

REGISTRATION: Registration will be open through Friday, September 27. Payment must be received no later than Friday, October 4 (no payments accepted the morning of the competition, so please plan ahead). Entry fee is \$125 per school. Mail your entry fee to the address below:

Etowah High School
Attn: Steve Bergey
6565 Putnam Ford Drive
Woodstock, GA 30189

Schools can have a maximum of three teams not to exceed one team per division; however, a fourth team can be added for an additional \$25.

Further, the annex area contains a Covenant Not to Sue form that is specific to this competition. The Scouts require that we all turn in these Covenant Not to Sue forms to utilize their facility; thus, it is imperative that you bring these with you and turn them in when signing in your team.

SCHEDULE OF EVENTS: The competition operations center will be open from 0630 to 0730 to receive instructors signing in to receive their packets. There will be a brief coaches and commanders' meeting that will take place at 0745 near the operations center by the parking area. This MOI is your briefing, so if you have questions, please ask. The first event will be the Team Run and will begin promptly at 0830. The awards ceremony will be held near the parking area shortly after the conclusion of the competition. Awards will be given to the top three in each event (streamers) and top three overall (trophies). Also, trophies will be awarded to the top three overall in Area 7 and Area 10.

MISCELLANEOUS:

1. Please park in designated parking areas only, and **please let your families know that there will be a \$5 per vehicle parking fee**. This helps us pay for the venue, port-a-jons, awards, etc.
2. Concessions will be offered from breakfast through lunch and into the afternoon. There is no public food source for about 20 miles from the venue.
3. Event t-shirts and other JROTC items will be available for purchase by a local vender.

4. Each male and mixed team will consist of no more than 14 members, but only 10 will be allowed to compete in any one event. Each female division team will consist of no more than 14 members, but only eight will be allowed to compete in any one event. Competing cadets will only be allowed to compete on one team only, meaning a cadet on the male team cannot be substituted for a cadet on the mixed team.
5. Mixed teams must have a minimum of four females competing in each event and can have up to nine females competing to be considered a mixed team.
6. Brief cadets on taking care of equipment. Dropping rucks, litters, water cans, etc. can damage equipment and cause an event to get behind. Penalties will be given for neglecting equipment.
7. Judges will brief teams clearly before each event. Penalties will be clearly defined. After the completion of the event, the team commander will go to the judge for the final time and notification of any penalties assessed. Do not argue with the judge. All concerns should be addressed to Lt Col Bergey in the operations center, and instructors are encouraged to validate times with judges immediately after the event prior to the team commander signing the scoresheet.
8. Teams will be given a round robin schedule matrix with report times to each event. Please follow the matrix you are given to prevent bottlenecking at longer events. If a team or school decides not to compete in an event, please inform the scoring room to prevent a frantic search at the end of the day for a missing scoresheet that doesn't exist.
9. Unsportsmanlike conduct, such as profanity, will be subject to a one-minute penalty each time a member of a team does not conduct themselves as a JROTC cadet. Judges also have the authority to disqualify a team for unsportsmanlike conduct, to include the actions of team coaches and parents. Once again, if you have a concern, contact Lt Col Bergey in the operations center.
10. Teams must follow signs and/or trail guides to stay on the course. If a team leaves the designated course, they will be disqualified. Part of each event is attention to detail. All courses will be clearly marked, so this should not be a problem.
11. There will be a certified EMT onsite. In the event of an injury, notify a judge, instructor, or any cadet in an orange or yellow vest, and the EMT will be dispatched to the site of the injured person. Only dispatch the EMT in case of an emergency. The EMT is not present to hand out band aids.
12. Camp Sidney Dew Scouting Base is located at 3624 Everett Springs Road SW, Armuchee, GA 30105, just outside of Calhoun, approximately 60 miles north of Marietta, GA and 40 miles south of Chattanooga, TN. Camp website is <https://www.nwgabsa.org/sidneydew>. The camp is approximately 20 minutes from the nearest grocery store or fast-food establishment, so plan accordingly. Remember, concessions will be available.
13. Camp Sidney Dew offers numerous opportunities for teams that want to camp overnight on either Friday and/or Saturday. The website for reservations can be found at the following website: <https://forms.nwgabsa.org/view.php?id=8856129> or by contacting Mr. Eric Blevins at cell number (276) 698-7666. Please contact the camp for more information on required camping gear.

WEATHER INFORMATION:

1. Weather: Hot temperatures could be a factor for this competition. Each team should bring their own water and ice. Ensure all cadets start hydrating at least two days prior to the competition.
2. Lightening: Lightening or severe weather will stop the competition; however, if rain should take place throughout the competition day, the competition will continue with safety as our top priority.

COMPETITION EVENTS:

There will be a total of seven events, and each team will do six of those seven events. Five of the events (team run, CCR, PTT, boat race, and rope bridge) are universal for all teams. Two of the events, both tire flip and sandbag relay, will be determined for each team by random draw when the instructor picks up the competition packet the morning of the event.

Team Run (hosted by Etowah): First event of the day for all teams. The team run will be on a measured 2.2-mile course around the scouting base mostly on a compacted gravel road. The event will start promptly at 0830, and teams will start in 60 second increments by school until all teams are on the course. Also, a 10-yard finish box will be in effect. Any team completing the run and not having all ten members in the box at the time the first member of the team crosses the line will be assessed a penalty. Coaches will be timing their own teams and are asked to bring enough timing devices to sufficiently capture the times of the teams participating in this event from their school. Coaches can turn in their team time(s) to Lt Col Bergey who will standing in the Start/Finish line area wearing a fluorescent yellow pull-over hoodie. If he is not visible, please turn in your score sheet to the operations center building where you picked up your team's packets earlier in the morning. This is the only event of the day when running shoes are permitted, although boots are allowed. Otherwise, the uniform is team t-shirt and OCP trousers.

Cross County Rescue (hosted by Creekview): The CCR will be on a measured 0.6-mile course over hilly, uneven terrain. There are otherwise no obstacles for the teams to navigate while on the course. Each team will have a litter and four rucks. The male litter is 100 lbs., and the mixed and female litter is 75 lbs. Male team rucks will be 35 lbs., and mixed and female team rucks will be 25 lbs. The uniform will be team t-shirt, OCP trousers, and boots.

Boat Race (hosted by Cass): This event will be a timed relay event. Each team will be given two boats (canoes), four paddles, and ten life vests. Each Raider team will divide their team into five teams of two Raiders. Team one will start at the dock, paddle out and around the buoy before paddling back to the dock. While team one is moving, team two will enter their boat and then position it beside the dock. Once team crosses the imaginary line at the dock, the judge will tell team two to go. While team two is moving, team three will get in the same boat that team one was just in and position their boat by the dock. When team two crosses the line, the judge will tell team three to go. Team four will then get in team two's boat and so on. Once team five crosses the finish line, time will stop. Raider teams can assist each other getting into and out of the boats and positioning the boats by the dock. The distance for each heat will be approximately 100 meters out and 100 meters back. Teams will be disqualified if a boat flips on the course. Each team must go around their designated buoy to avoid penalties. Interference with other boats on the parallel course will result in a penalty. Each Raider will have a life vest on at all times. The uniform for this event is team t-shirt, OCP trousers, and boots.

Physical Team Test (hosted by Adairsville): The entire PTT course is approximately 600 yards. All ten team members will start at once. Obstacles will include an equipment carry, a six-foot wall for male teams and four-foot wall for mixed and female teams, a maze, and a canoe carry. The uniform will be team t-shirt, OCP trousers, and boots.

Tire Flip (hosted by South Paulding): This is the standard tire flip event and is one of the two randomly drawn events. Cadets will divide into two, 5-person teams. The tire will be positioned on the start/finish line between two cones. When instructed to begin, the first team will begin to flip the tire 50 yards. The entire tire must be across the line before the 2nd team flips the tire back to the other side of the course. All 5 team members must touch the tire while it is being flipped. The tire cannot be rolled, pushed, or dragged. The tire must stay between the designated left and right boundaries, which the tire may not touch. At the finish line, the tire must be completely flipped past the start/finish line between the two cones. Time will be stopped once the tire is rested fully behind the start/finish line. To prevent an injury caused by the tire coming down on a lower leg or foot, no Cadet can be ahead of the “pivot point” once the team begins each lift. The pivot point is defined as the point of the tire contacting the ground once a team begins the lift of the tire for each flip. Refer to the tire flip score sheet for additional guidance. The uniform for the tire flip will be team t-shirt, OCP trousers, and boots.

Equipment Relay (hosted by South Paulding): This is the second, of two, randomly drawn events. This event has the male division teams (mixed and female division teams should read further down) breaking up into two groups of five. Raiders 1 through 5 will move ten objects (kettle bells, water jugs, sandbags, etc.) from Circle A through Circle F. Raiders 6 through 10 reset the course. Time stops when all objects are returned to Circle A. To start, Raider 1 will grab up to two objects from Circle A, carry them around a cone 25-yards away, and then run the objects to Circle B where they will be set (not dropped or thrown!) down. Raider 1 will then return to Circle A in the most direct manner possible to repeat this process until all ten objects have been moved to Circle B. Raider 2 will carry any available objects from Circle B to Circle C by carrying them around a cone 25-yards away. As soon as Raider 3 has any objects to carry in Circle C, Raider 3 will carry those objects around a cone 25-yards away and place them in Circle D. This process will continue until all ten objects have been moved by Raider 5 from Circle E to Circle F. At this point, Raiders 6 through 10 repeat the process in reverse Circle order until all objects have been returned to Circle A. For mixed division teams, females must be Raiders 4 through 7. Raider 4 will only take eight of the ten objects brought to Circle D, leaving the other two, and move them to Circle E where [female] Raider 5 will take the bags around the cone to Circle F. Raider 6, a female, will take the eight objects from Circle F around the cone to Circle E where [female] Raider 7 will take the eight objects from Circle E around the cone to Circle D. At that point, Raider 8, a male, needs to move all ten objects around the cone to Circle C and so on. Three notes worth mentioning here. First, every Raider will only carry the appropriate number of objects (either ten for male Raiders or eight for female Raiders). In other words, no Raider can do the course twice so a weaker Raider does not get a turn. Second, if a mixed team uses more than four females for this event, only female Raiders 4 through 7 carry eight objects. In other words, any additional female will be required to carry all ten objects. Last, also for mixed teams, because female Raiders 4 through 7 are carrying eight objects, this means that there are two objects waiting in Circle D as mentioned above. Raider 8 cannot begin moving those objects early in an effort to get a head start on getting those objects moved from Circle D to Circle C. Raider 8 can only begin carrying objects when female Raider 7 starts bringing objects from Circle E and places them in Circle D. On to female division teams. Because female division teams only have eight competing Raiders, they do not have a Circle F. Rather, their last circle is Circle E. Like the females on mixed division teams, females on female division teams will carry eight objects in the same manner as expressed for male division and mixed division teams above. When females arrive to the course, they will have a moment to choose which eight items they'd like to carry and which two they elect not to carry. This is a deliberate attempt to add an element of strategy to their event.

Rope Bridge (hosted by Paulding County): Reference FM 3-97.61, TC 90-6-1 (Military Mountaineering-2002) and the 6th Brigade Raider SOP. Follow this MOI and the annexed score sheet for rope bridge competition penalties and details. Below is some basic guidance for common conflicting methods for constructing a rope bridge. These are in no particular order. Refer to the rope bridge score sheet for additional guidance.

- a) All team members and equipment must start behind the nearside anchor point. Rope can only be placed in a bag. NO laying rope out.
- b) The event will be over a creek that is ankle to knee deep, possible waist deep depending on rain. Teams will need to have a 150-foot rope minimum. **Helmets are required for this event.** The event will provide helmets if your school does not have them.
- c) Distance between anchor points is 75-90 feet for all teams. Teams will only get one shot at successfully completing the event. No redo's. What's more, each team will only get eight minutes to complete the event before a DQ is assessed.
- d) If a cadet's back touches the ground or water while crossing, they will not be penalized; however, if their feet or hands touch they will be penalized if the judge deems they are pushing off to gain an advantage.
- e) Aussie seats and Swiss seats refer to the FM and TC. (square knot with overhand knots w/ 4" pig tails). Knots will only be inspected for safety.
- f) The far side Raider ties an end of the line bowline w/overhand knot or figure 8 and snaps in before crossing into the (dead zone) and is belayed across the dead zone (no figure 8 across the body). Belaying means someone is controlling the rope in both hands and watching the raider cross.
- g) The near-side construction. A wireman's knot or figure 8 slip knot on a bite is the only authorized transport tightening system. Snap links or a stick can be used to aid in the disassembly of the knots. The snap-links or stick may not be used as speed tighteners. Be prepared to tie your near or far side knot after your rope bridge is complete should the judge request it.
- h) Once the transport knot is complete, it must be connected back to the bridge rope with a steel snap link. Steel link must be locked. If you don't have a steel snap link, we can provide one.
- i) The far side construction must be secured with two round turns and two half hitches with or without a quick release or a tensionless anchor knot with a minimum of 4 wraps around the far-side anchor.
- j) The transport tightening system is secured to the anchor using two round turns and two (2) half hitches with or without a quick release. Either way it must have a 4-inch pig tail. The half hitches do not have to pass around all ropes between the anchor point and the wireman's knot or figure 8 on a bite. No Raider can be snapped into the one rope bridge until the construction is complete.
- k) The near side Raider disassembles the transport system on the near side. He/she can tie a bowline w/overhand knot, a figure eight in the end of the bridge rope or use the existing wireman's or figure 8 loop and secures the snap-link on his/her waist harness. The near side Raider is then belayed across the obstacle by Raiders on the far-side.
- l) As long as the Raider belaying has two hands on the rope and is looking at the near and far side Raider cross the dead zone, no penalties will be assessed.

Annex A: North Georgia Raider Challenge Registration Form

School Name _____

POC (Please Print) _____

POC Contact Number _____

Total number of teams (maximum of 3): _____

Teams per category: Male _____

Mixed _____

Female _____

Total Amount Due _____ (\$125)

Amount Enclosed: _____ (Make checks payable to Etowah High School)

Signature of POC: _____

Mail checks and forms to: Etowah High School
Attn: Steve Bergey
6565 Putnam Ford Drive
Woodstock, GA 30189

Annex B: Covenant Not to Sue (REQUIRED)

Statement Required by Privacy Act of 1974

1. Authority: Title 10, US Code 2102
2. Principle Purpose(s): To release the U.S. Government – US Army and Air Force JROTC, Northwest Georgia Boy Scouts of America Council, and host schools and school districts from liability for injury, death, or damages for JROTC cadets participating in voluntary off-campus training programs.
3. Routine Uses: Normal personnel actions. Disclosure of information may be provided to proper authorities in actions regarding law enforcement, legal actions as a result of injury or death, investigations of accidents resulting from such voluntary off-campus training.
4. Mandatory or voluntary disclosure and effect on individual not providing information: Disclosure is voluntary. Failure of the individual to complete this form will disqualify the JROTC cadet from participating in specific voluntary off-campus training.

I (parent/guardian name), _____, residing at (full mailing address) _____, and phone (full number) _____.

do hereby agree that in consideration for being allowed to participate in the JROTC Raider competitions conducted by Air Force and Army JROTC Instructors, 6th Brigade JROTC, US Army Cadet Command, host schools and school districts, and whereas I am doing so entirely on my own initiative, risk and responsibility; and being fully aware of the risks adhering to this type of training, I hereby RELEASE AND DISCHARGE FOREVER, the United States Air Force, United States Army, the State of Georgia, Northwest Georgia Boy Scouts of America Council and all of its officers, agents, and employees, acting officially or otherwise, from any and all claims, demands, actions, or cause of action, on account of myself or on account of any injury to me which may occur from any cause during said activity or continuances thereof; and I do further covenant and agree to hold the said Government of the United States – U. S. Air Force and Army JROTCs and their officers, agents, and employees blameless for any and all damage which I may cause either intentionally or through my negligence.

(Signature of Parent/Guardian)

(Signature of Cadet Participating)

(Type/Print Name of Parent/Guardian)

(Type/Print Name of Cadet)

(Relationship to Cadet)

(Age on October 12, 2024)

(Date of Signature)

(Witness)

Annex C: Evacuation Plan

North Georgia Raider Challenge Evacuation Plan

Purpose: Annex C – detail evacuation plan of Raider meet site if required due to lightening or man-made threat.

Scope: MOI provides the procedures to be emplaced, heightening the safety for all attendees with regards to:

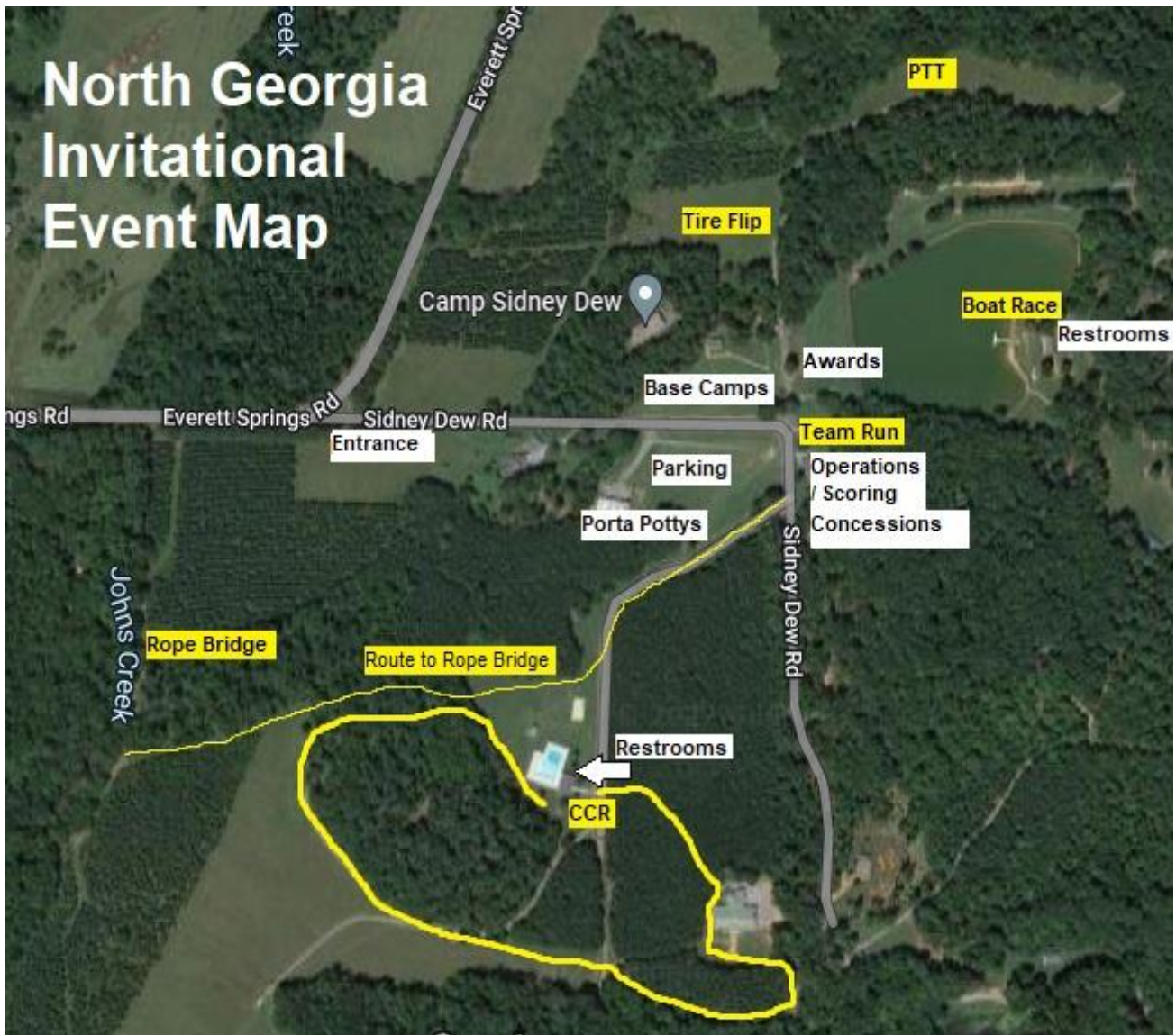
- a. Inclement weather such as lightening in the area; and,
- b. Man-made threat(s).

The following evacuation procedures will be briefed and utilized for the meet:

- a. Lightening. If lightening is determined to be within six miles of the competition site, the host will sound an air horn to gain the attention of all participants and spectators. Via megaphone, the host will inform all attendees of the lightening threat and direct them to immediately return to their POVs/busses. For events occurring outside of the megaphone range, the host will notify the event support personnel via radio to stop all competition events and have the competitors on the lanes to immediately return to their vehicles. Host will announce all clear to the attendees once the lightening storm is a safe distance away.
- b. Man-made threat. If there is a situation in which there is a perceived or actual man-made threat (e.g., bomb threat, person carrying a weapon, etc.), the host will sound three blasts on the air horn and then notify the attendees of the threat, location and direction they are to immediately evacuate to distance themselves from the threat. The host will also contact 911 for police assistance.

Annex D: Event Map

Note: Equipment Relay event is at the same location as the Tire Flip event.



Annex E: Team Run Route

Note: The team run is exactly 2.2 miles and not the 2.5 as listed in the map below.

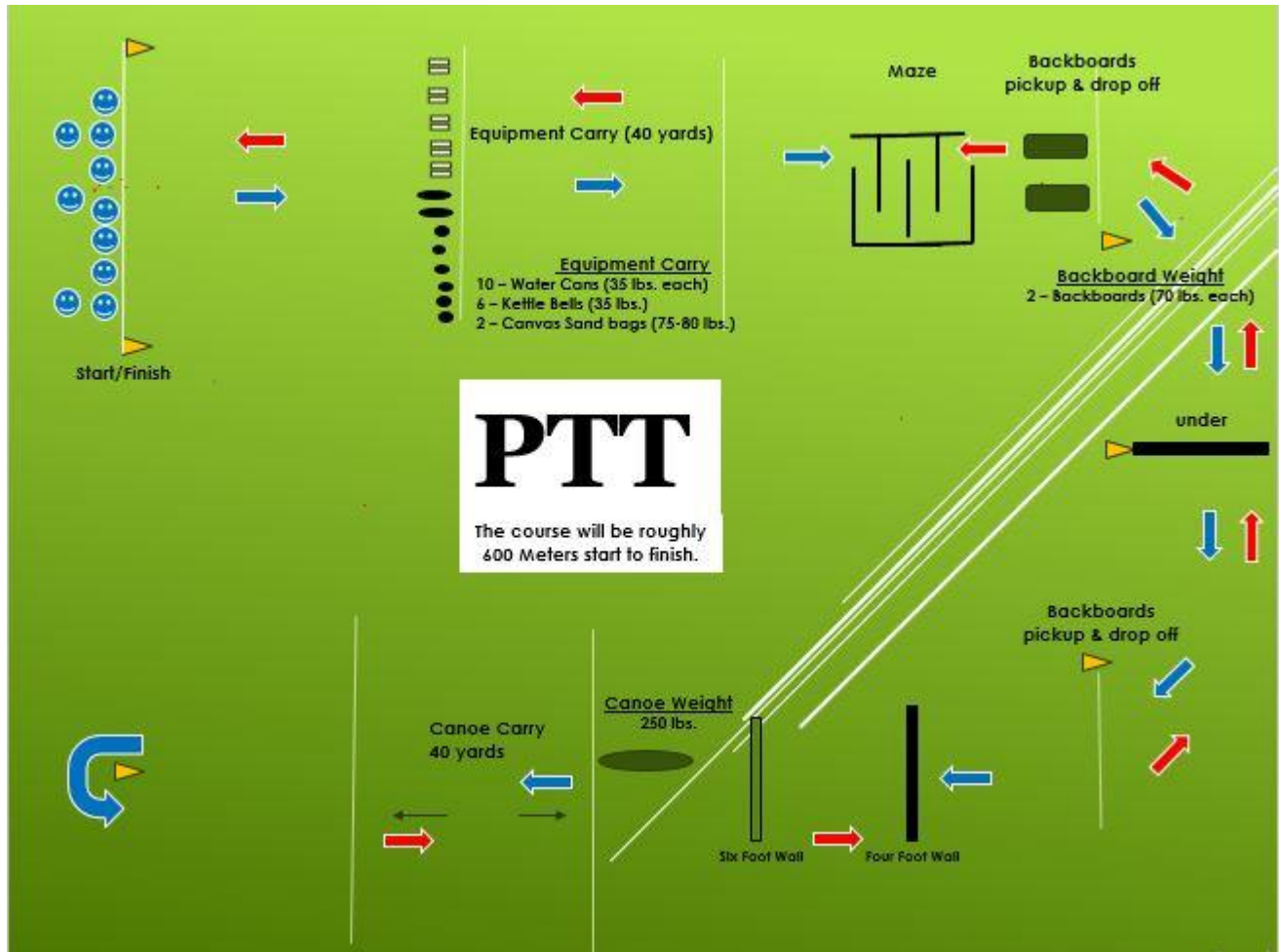


Annex F: CCR Route

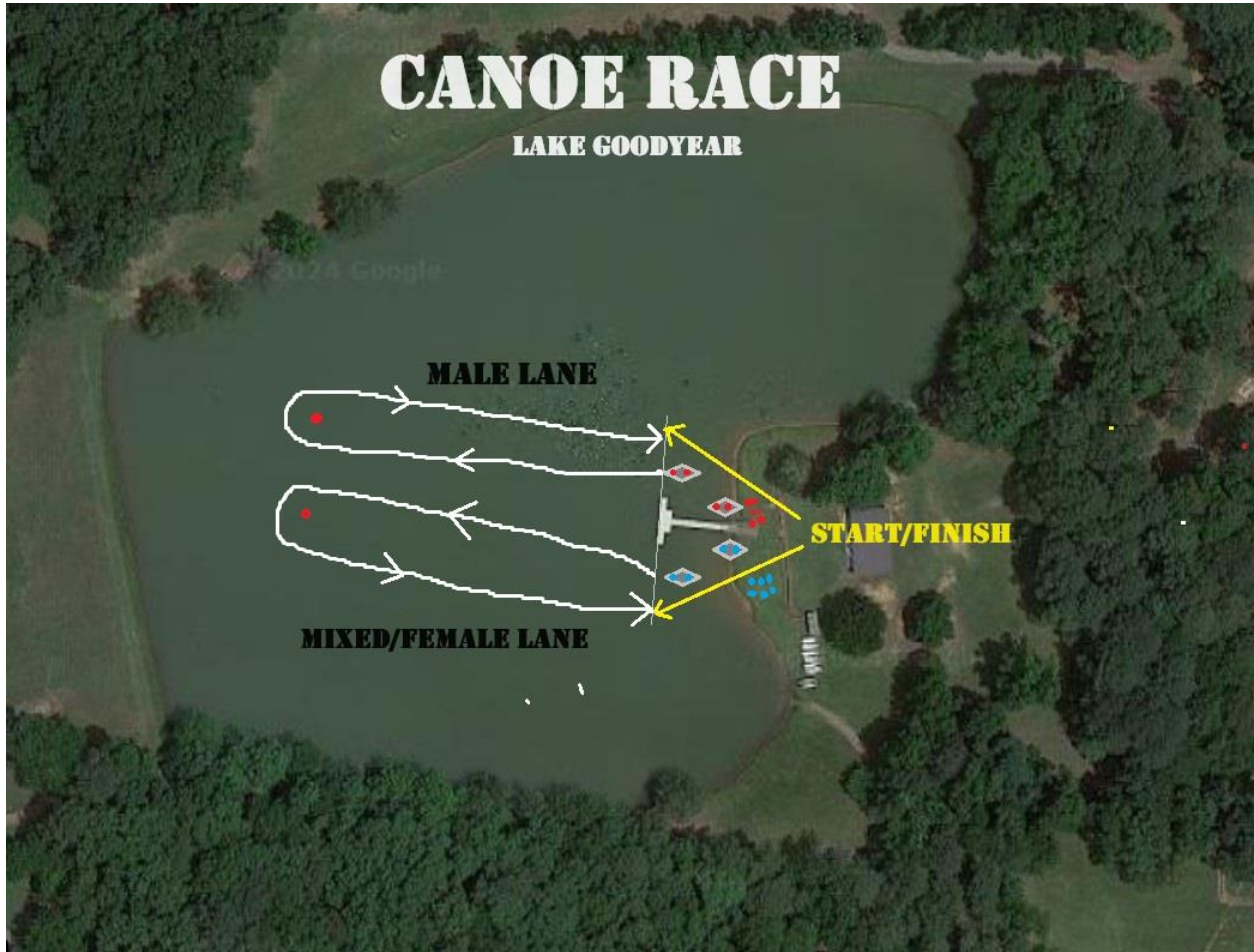
North Georgia Invitational CCR Map: Course is approximately 6/10th of a mile. From the start line to the Dining Facility, it is uphill (see orange color). The course is flat and downhill from the Dining Facility to the last major turn. From there it is uphill until they reach the open field behind the swimming pool for the final 100 yards (see orange color).



Annex G: Physical Team Test



Annex H: Boat Race





Annex I: Rope Bridge Scoresheet

SCHOOL:					
CIRCLE ONE	MALE TEAM 1 MALE TEAM 2	MIXED TEAM 1 MIXED TEAM 2	FEMALE TEAM 1 FEMALE TEAM 2	Time Per Penalty	Penalties Assessed
EQUIPMENT/PREPARATION/INSPECTION: 5 MINUTES.					
Improper Aussie Seats on far and near side Raiders. (on the spot fix)				NP	
Improper SWISS SEAT; Snap link must surround all ropes and when rotated to the "UP" position, gate opening is "away from Raider" (on the spot fix)				NP	
Steel Snap link not 9kn or higher / Rope not 7/16 diameter (on the spot fix)				NP	
Team competing with less than required, Male Teams 10, Female Teams 8, Mixed 10 (min. 4 females)				DQ	
CONSTRUCTION OF ROPE BRIDGE					
Far Side Raider –Improper Bowline w/bite or Figure 8 when crossing				20 SEC	
Far Side Raider not clipped in with snap link prior to entering dead zone (VERIFY)				10 SEC	
Far Side Raider not belayed properly across the dead zone				10 SEC	
Dead zone violation (touching obstacle during loading/unloading, equipment dropped)				10 SEC	
Use of Speed Tighteners, twisting of the snap-links or stick. (Judge tells Raider to release item)				1 Min	
Far Side anchor knot not 2 round turns w/2 half hitches or tensionless anchor.				1 Min	
Improper Transport Knot: wireman's knot or figure 8 slip knot, both with a bite.				1 Min	
Near-side not secured w/round turn, 2 half hitches with or without quick release.				1 Min	
Two half hitches on near side knot not between the anchor point and steel snap link.				1 Min	
CROSSING					
Any Raider hooked up before near side or far side is complete				20 SEC	
More than three (3) Raiders clipped into the bridge rope at any one time				20 SEC	
Dead zone violation (touching obstacle during loading/unloading before being snapped in to rope)				10 SEC	
Crossing Raiders FEET or HANDS touch the dead zone to gain an advantage				20 SEC	
Transport Tightening System steel snap link opening gate not positioned up and away from knot loop				10 SEC	
Transport Tightening System snap link not locked during crossing				20 SEC	
Rope Bridge Failure (no tension on the rope)				DQ	
BREAKDOWN OF ROPE BRIDGE					
Breaking down rope bridge before last cadet is off rope				20 SEC	
Near Side Raider not clipped in with snap link prior to entering dead zone				10 SEC	
Near Side Raider not belayed properly across the obstacle				10 SEC	
Near Side Raider bowline w/overhand safety or figure 8 incorrect while crossing (If using)				20 SEC	
Near Side Raider not snapped into Transport Tightening System Knot, end of line Figure Eight, or end of line Bowline w/overhand safety when crossing				20 SEC	
Rope or any item left in the dead zone OR Far Side after time is called				20 SEC	
Knots or snap links left in the rope after "TIME" is called				20 SEC	
ADDITIONAL PENALTIES AND NOTES					
Improper markings (tape, dye, etc) on rope that are obviously used to gain an advantage. (cheating)				DQ	
Coaching from a non-team member (warning before penalty)				1 Min	
Sportsmanship violation (profanity, disrespect, etc) Penalty at the discretion of judge				30 SEC / DQ	

Team CDR Signature: _____

TIME	
PENALTIES	
FINAL TIME	