

FANTECHTRADE ///

MADE FOR TRADE



RESPONSE RADIANCE

3 in 1 Bathroom Heater, Exhaust Fan & Light

Its simple form and sleek design will compliment any bathroom or ensuite style.



RESPONSE RADIANCE

3 in 1 Bathroom Heater, Exhaust Fan & Light

The stylish Fantech Response Radiance with heater, exhaust fan and light sets a new benchmark for 3 in 1 bathroom units. Our Australian based in-house engineering team has designed the Response Radiance from the 'ground up' so that it is fully optimised to deliver strong performance and reliable operation.

Its simple form and sleek design will seamlessly compliment any bathroom or ensuite style. The ultra quiet Response Radiance has been engineered to efficiently exhaust steam and odours, deliver instant heat, and provide effective lighting within the room.

Its integrated and compact design, together with its full function wireless wall controller, make the Response Radiance easy to install into established or new homes.



Features ultra quiet operation and strong air flow to quickly remove steam and odours.



RESPONSE RADIANCE FEATURES

- // Engineered for fast and efficient installation
- // Modern contemporary design
- // Wireless wall controller makes installation into established or new homes easier
- // Tungsten-Halogen heat globes provide instant heating
- // LED lights can be set to cool, neutral or warm white to match other installed lights
- // Made from ABS for a tough but light-weight design
- // Fitted with plug and lead
- // Grille can be easily removed for cleaning

*1 year warranty on the Tungsten-Halogen heat globes. Visit our website or see installation and maintenance instructions for further information.



313
Max. Air Flow
(m³/hr)



1560
Lumens
(Lm)



2 x 500W
Heat Lamps (Watts)

WIRELESS (RF) WALL MOUNTED CONTROLLER

The Response Radiance comes with a modern looking wall mounted controller that activates all operating functions. It mounts flush to the wall and requires no wiring or cables which makes it ultra easy to install into new or existing homes.

Switches LED
lights on/off



LIGHT



ALL OFF

Switches all
functions off

Fan operates
at low speed



LOW SPEED



HIGH SPEED

Fan operates
at high speed

Low Heat




LOW HEAT



HIGH HEAT

High Heat



Designed for quick and simple installation into most types of new and established homes.



Quality AC motor with sealed for life bearings


Advanced impeller and housing design

Grille is easy to remove for cleaning

Removable 1 piece spigot

Non-return backdraft damper

High strength installation swing clips



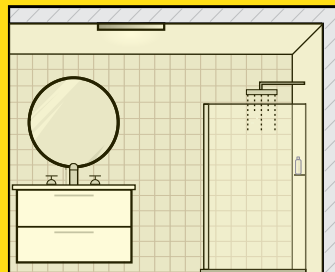
The Response Radiance 3 in 1 has not only been developed for strong and reliable performance, its engineers have adopted design principles that have ensured it is fast and efficient to install into most bathrooms and ensuites.

It comes with a sleek wall mounted controller that requires no wiring or cables, making it simple to connect to the Radiance. The wireless controller also makes it ultra easy to install in homes with stud or solid brick internal walls.

To simplify installation even further, the Response Radiance is fitted with a standard 3 pin plug and lead so it is easy to connect to power. It is also easier to lift into place and install as most of its components are made from tough but light-weight ABS.

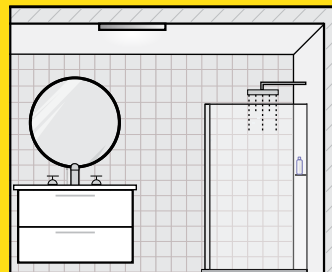
YOU CHOOSE THE LIGHT COLOUR TEMPERATURE

The Response Radiance features bright 1560 lumen long life LED lights. These can be changed to three different temperature settings to suit your desired colour or to match other installed lights in the room. The LED lights have been factory pre-set to neutral white but can also be set to cool or warm white.



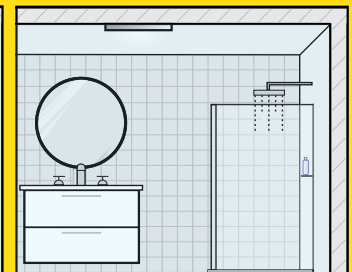
Warm White

(Colour Temperature: 3000K)



Neutral White

(Colour Temperature: 4200K)



Cool White

(Colour Temperature: 6000K)

Colour indicated in drawings above is for illustrative purposes only.



ENGINEERED TO COMPLIMENT YOUR ROOM

Grille can be rotated 90 degrees so the alignment of LED lights and heat lamps can better suit shape of the room, while spigot and ducting remain parallel to ceiling joists. Duct connected to the spigot should run parallel to ceiling joists in order to avoid restrictions to air flow caused by kinks or sharp changes of direction in ducting.



As a leader in the air movement and ventilation industry, Fantech have redefined air flow performance for fans that are installed in bathrooms, ensuites, toilets and laundries. We believe in creating the most reliable ventilation products that perform to the highest standard and include practical features that make installation easy. Apex Air Science means that every aspect of the fan has been designed, developed and tested by Australian fan engineers with careful attention to every detail.

Apex Air Science is a fully optimised air movement system. It integrates an aerodynamic housing and inlet cone, advanced impeller design and powerful long lasting AC motor technology to deliver maximum air flow with minimal noise. Look for the Apex Air Science icon on our products to experience it for yourself.

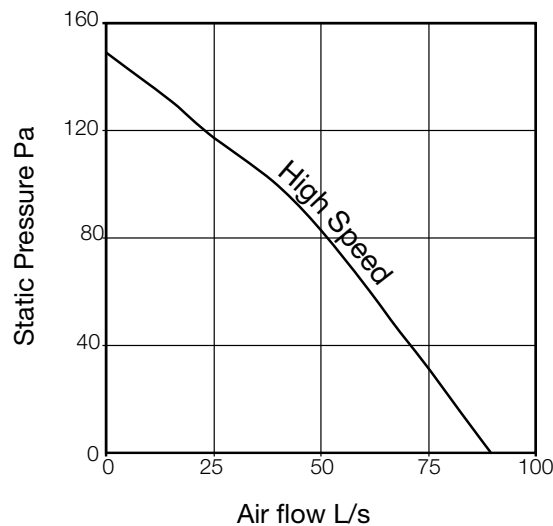
SPECIFICATIONS

Model		RESP3-1WH
Voltage		230-240V
Hertz		50
Fan Power		40W
Light Power		24W
Heater Power		2 x 500W
Noise Level dBA @ 3m	High Speed	37
	Low Speed	27
Air Flow L/sec**	High Speed	87
	Low Speed	30
Air Flow m ³ /hr**	High Speed	313
	Low Speed	108
Light Lumens		1560Lm [†]
Light Colour Temperature		3000K/4200K/6000K
IP Rating		IPX4

** Air flow is measured free air with grille installed.

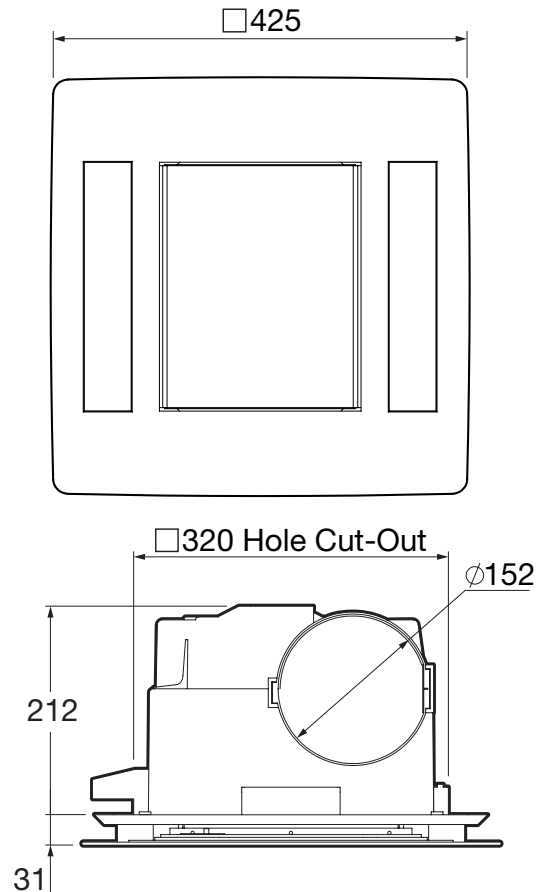
† On 4200K light colour temperature.

AIR FLOW PERFORMANCE CURVE#

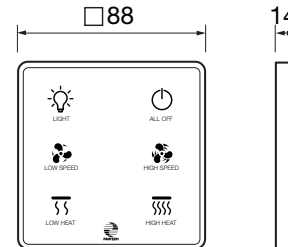


#Air flow is measured with grille installed

FAN DIMENSIONS



CONTROLLER DIMENSIONS



All dimensions in mm

PART OF THE RESPONSE FAMILY

Fantech have a complete range of high performance Rapid Response exhaust fans, designed to co-ordinate with the Radiance 3 in 1 unit. They are available in 3 sizes, with/without LED light and white or black grilles.



Rapid Response 200

Ideal for toilets, powder rooms, walk in wardrobes and laundries



Rapid Response 250

Ideal for small to medium size bathrooms and ensuites



Rapid Response 250HP

Ideal for medium to large size bathrooms and ensuites

FANTECHTRADE ///

MADE FOR TRADE



www.fantechtrade.com.au
www.fantechtrade.co.nz

Australia: 1300 387 587
 New Zealand: 0800 106 266

For sales enquiries contact:

Greener Race
www.greenerrace.com.au

EC14048

Phone 6149 2090

Specifications and design subject to change without notice.

A MEMBER OF **eg** ELTA GROUP

FTT0075 12/21