

Keep Personal Information Safe



<https://youtu.be/XUAXS3P9sDE>





Create a short video to help someone understand what personal information children need to keep safe.

You could choose a character from the video just watched; don't use your own photo!



<https://www.esafety.gov.au/sites/default/files/2019-08/hectors-world-personal-information-lesson-plan-middle-primary-ep2-welcome-to-the-carnival.pdf>

Choose a fun app to present your work:

						
Chatterpix	Toontastic	Sock Puppets	Keynote			








Include the following items in the video:

1. Create and use an avatar name




Here are some examples

Mr Hill	missdahill		Zain	Zay N
Sophia	So Fear		Richard	Reach Hard
Levi	Leave Eye		Oliver	OhLeaveHer
Sebontu	Sea Boat Two		Hanif	Hair Knife
Shukuri	Shore Curry		Aisha	Aisha
Hadeya	Hard Ear		Chase	Chairz
Leo	Leah Oh		Adiditi	Hard D T
Elaf	Ear Laugh		Aisha	Hey Sir

2. Personal Information

-  Name
-  Home Address
-  Phone Number
-  Email
-  Age
-  Photo
-  School

3. Be sure to

-  check Terms and Conditions.
-  check Privacy Statement.
-  always check with a trusted adult!