


QUATTRO LOWER EXHAUST INSTALLATION


Overview



1: install the front support, please use blue Loctite for the M6 screws. Fix it with 12Nm




2: install the rear support




QUATTRO LOWER EXHAUST INSTALLATION

3: Install the rubber mounts



3: install the manifold



QUATTRO LOWER EXHAUST INSTALLATION

4: Connect the silencer with the manifold, install the springs



5: Install the silencer clamps.

