



**TIPS & TRICKS**

# What is Canva?

---

[www.menti.com](http://www.menti.com)

Enter the code:




Canva


**Canva is a tool:** a software  
that helps you with some  
specific tasks.

Canva 

# Canva: **3 reasons** you need to use it!

- 1) It's **easy** to use
- 2) It's **free**
- 3) Canva is a **real skill**



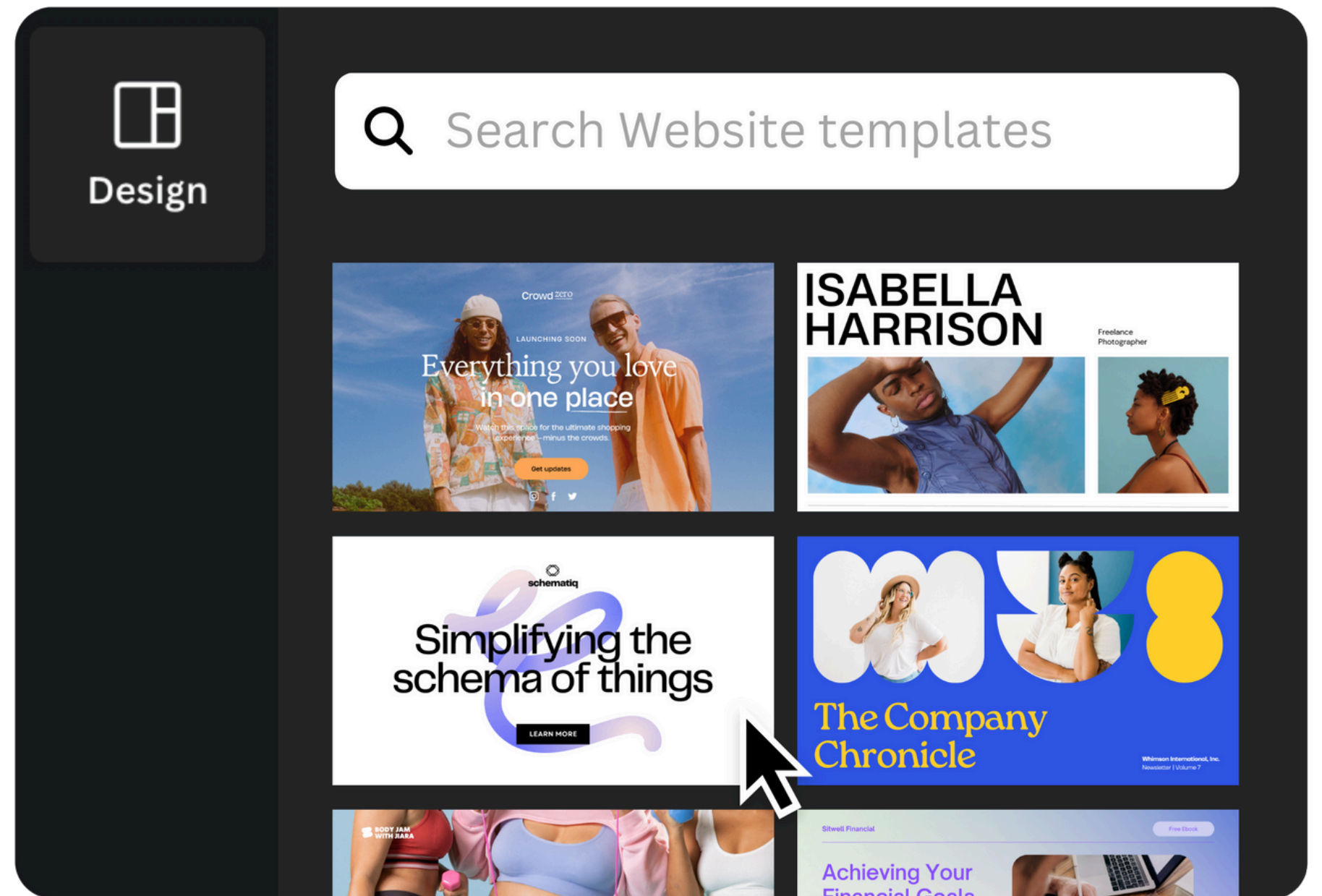


---

# Advantages:

- 1) **Easy to use interface:** making it accessible to people with different levels of design experience.
- 2) **Templates and design elements:** provides an extensive library of templates, graphics and design elements, enabling users to create eye-catching presentations without extensive design skills.
- 3) **Cloud-based collaboration:** Canva enables easy online collaboration, allowing multiple users to work on a presentation simultaneously.

The best way to understand how Canva works is to try it!





**Let's register  
on **Canva!****


**[www.canva.com](https://www.canva.com)**



**How To**  
**Create Canva**  
**Presentations**  
**Tutorial**



# 6 Tips for Effective Presentations



**1. Minimalist Design**



**2. Uses icons and graphic elements**




**3. Clear and effective fonts**



**4. One concept - one slide**



**5. Focus on the communicative power of images**



**6. Don't fill all the spaces**



# But first!

---

1. Determine **the goal** your presentation should have!
2. **Design** the structure!

**Thank you!**



**Veronica Zucalli**  
**veronica@un-lab.it**