

































Common PBS vehicle configurations		Description	PBS level	Maximum length [†] (m)	Maximum permitted mass		
					GML (t)	CML (t)	HML (t)
PBS TRUCK AND DOG TRAILERS							
1		3-axle truck and 3-axle dog trailer	1	20.0	48.5	–	–
			2	20.0	48.5	49.5	49.5
2		3-axle truck and 4-axle dog trailer	1	20.0	50.5	–	–
			2	20.0	56.0	57.5	57.5
3		3-axle truck and 5-axle dog trailer	2	26.0	59.5	61.5	63.0
4		3-axle truck and 6-axle dog trailer	2	26.0	63.0	65.0	68.5
5		4-axle truck and 3-axle dog trailer	1	20.0	50.0	–	–
			2	20.0	53.0	54.0	54.0
6		4-axle truck and 4-axle dog trailer	1	20.0	50.0	–	–
			2	20.0	60.5	62.0	62.0
7		4-axle truck and 5-axle dog trailer	2	26.0	64.0	66.0	67.5
8		4-axle truck and 6-axle dog trailer	2	26.0	67.5	69.5	73.0
PBS PRIME MOVER AND SEMITRAILERS							
9		2-axle prime mover and 2-axle semitrailer	1	20.0	32.0	32.5	32.5
10		3-axle prime mover and 2-axle semitrailer	1	20.0	39.5	40.5	40.5
11		3-axle prime mover and 3-axle semitrailer	1	20.0	43.0	44.0	46.0
12		4-axle prime mover and 3-axle semitrailer	1	20.0	47.5	48.5	50.0
13		3-axle prime mover and quad-axle semitrailer	1	20.0	43.0	44.0*	50.5*
14		4-axle prime mover and quad-axle semitrailer	1	20.0	47.5	48.5*	50.0** [◊]
			2	21.0	47.5	48.5*	55.0** [◊]
15		Prime mover and semitrailer with 2 axle groups (2-1) ^Δ	1	20.0	48.0	49.0	49.0
16		Prime mover and semitrailer with 2 axle groups (1-3) ^Δ	1	20.0	49.7	50.7	53.5 [◊]
PBS B-DOUBLES							
17		3-axle prime mover B-double (2-2)	1	20.0	50.5	–	–
			2	26.0	56.0	57.5	57.5
			3	30.0	56.0	57.5	57.5
18		3-axle prime mover B-double (3-2)	1	20.0	50.5	–	–
			2	26.0	59.5	61.5	63.0
19		3-axle prime mover B-double (3-3)	2	26.0	63.0	65.0	68.5
			3	30.0	63.0	65.0	68.5
20		3-axle prime mover B-double (4-3)	2	26.0	63.0	65.0*	73.0*
			3	30.0	63.0	65.0*	73.0*
21		3-axle prime mover B-double (4-4)	2	26.0	63.0	65.0*	77.5*
			3	30.0	63.0	65.0*	77.5*
PBS A-DOUBLES							
22		3-axle prime mover A-double (2-2-2)	2	30.0	72.5	74.5	74.5
23		3-axle prime mover A-double (3-2-3)	2	30.0	79.5	81.5	85.0
			3	36.5	79.5	81.5	85.5
24		3-axle prime mover A-double (3-3-3)	2	30.0	83.0	85.0	85.0
			3	36.5	83.0	85.0	91.0
PBS ROAD TRAINS							
25		A-triple (3-3-3-3-3)	4	42.5	126.5	128.5	141.5
26		B-triple (3-3-3)	3	36.5	83.0	85.0	91.0
27		AB-triple (3-3-3-3)	3	36.5	103.0	105.0	110.0
28		BA-triple (3-3-3-3)	3	36.5	103.0	105.0	110.0
29		AB-double (1-2-1)	1	20.0	50.5	–	–
			2	20.0	59.0	59.5	59.5
PBS BUS							
30		Bus	1	14.5	20.5	–	–
PBS TRUCK AND PIG TRAILERS							
31		3-axle truck and 2-axle pig trailer	1	20.0	38.0	38.5	38.5
32		4-axle truck and 2-axle pig trailer	1	20.0	42.5	43.0	43.0

[†] Vehicles may exceed the upper length in their level. Road manager approval and/or an individual route assessment will be required. * Quad-axle mass limit (QML). The MDL Regulation allows quad-axle groups up to 27 tonnes provided a combination is PBS approved. [◊] Operation of PBS vehicles on the PBS road network will require Road manager consent. [^] Vehicle Standards exemptions are required before a PBS vehicle approval is issued.