

BASIC ENGLISH GRAMMAR

FOR FOREIGN LANGUAGE LEARNERS

Dian Fadhilawati, M.Pd.

 **Indomedia
Pustaka**

BASIC ENGLISH GRAMMAR
For Foreign Language Learners

Dian Fadhilawati, M.Pd.



Original Edition

Copyright © 2019 by author

Griya Kebonagung 2, Blok I2, No.14

Kebonagung, Sukodono, Sidoarjo

Telp. : 0812-3250-3457

Website : www.indomediapustaka.com

E-mail : indomediapustaka.sby@gmail.com

All rights reserved. No part of this publication may be reproduced or transmitted in any form or by any means, electronic or mechanical, including without limitation photocopying, recording, taping, or any database, information or retrieval system, without the prior written permission of the Publisher.

UNDANG-UNDANG NOMOR 19 TAHUN 2002 TENTANG HAK CIPTA

1. Barang siapa dengan sengaja dan tanpa hak mengumumkan atau memperbanyak suatu ciptaan atau memberi izin untuk itu, dipidana dengan pidana penjara paling lama **7 (tujuh) tahun** dan/atau denda paling banyak **Rp 5.000.000.000,00 (lima miliar rupiah)**.
2. Barang siapa dengan sengaja menyiarkan, memamerkan, mengedarkan, atau menjual kepada umum suatu ciptaan atau barang hasil pelanggaran Hak Cipta atau Hak Terkait sebagaimana dimaksud pada ayat (1), dipidana dengan pidana penjara paling lama **5 (lima) tahun** dan/atau denda paling banyak **Rp 500.000.000,00 (lima ratus juta rupiah)**.

Fadhilawati, Dian

Basic English Grammar/Dian Fadhilawati

First Edition

—Sidoarjo: Indomedia Pustaka, 2019

Anggota IKAPI No. 195/JTI/2018

1 vol., 17 × 24 cm, p 176.

ISBN: 978-623-7137-22-1

1. Language

I. Title

2. Basic English Grammar

II. Dian Fadhilawati



I DEDICATED THIS BOOK FOR:

My beloved husband: Moh. Mansur, S.Pd.

My beloved sons: M. Fikri Difatama Arviansyah and M. Arvareza Difatama Pravda

My parents: Kristiono and Lilik Endang Setyowati

My lecturers in English Education Department in Jember University and Islamic
University of Malang

My friends and students in Islamic University of Balitar-Blitar



Preface



Basic English Grammar for Foreign Language Learners was organized based on the lesson plan of Basic English Grammar Course. It is especially intended to help the first semester students of English Department at Islamic University of Balitar-Blitar to learn Basic English Grammar easily.

Furthermore, this book provides basic materials of English Grammar which include: Nouns (Chapter 1), Pronouns (Chapter 2), Adjectives (Chapter 3), Verbs (Chapter 4), Adverbs (Chapter 5), Prepositions (Chapter 6), Conjunctions (Chapter 7), Interjections (Chapter 8), Simple Present Tenses (Chapter 9), and Present Continuous Tense (Chapter 10).

In addition, all of the first semester students of English Department hopefully can use this book as a supplementary book in learning Basic English Grammar. In order the students are able to comprehend the material well, they must read all the materials chapter by chapter carefully, learn the examples given, read the summary in every chapter, and do the exercises correctly and appropriately.

Finally, the writer wants to say thank you to the Rector of Islamic University of Balitar; Blitar, Indomedia Pustaka Publisher, family, friends, and students who supported the writer in finishing this book. May God bless us!

The writer,

Dian Fadhilawati, M. Pd.

Table of Contents



Preface	v
Table of Contents	vii
Chapter 1	
Nouns	1
1.1 Introduction.....	1
1.2 What Are Nouns?.....	2
1.3 Types of Noun.....	3
a. Common Noun and Proper Noun.....	3
b. Concrete Noun and Abstract Noun	5
c. Singular Noun and Plural Noun.....	7
d. Countable Noun and Uncountable Noun.....	8
e. Compound Noun and Collective Noun	10
1.4 Summary.....	15
1.5 Exercises.....	16

Chapter 2	Pronouns	23
2.1	Introduction	23
1.2	What Are Pronouns?	24
2.3	Types of Pronoun.....	24
	a. Personal Pronouns.....	25
	b. Possessive Pronouns.....	26
	c. Reflexive Pronouns	26
	d. Demonstrative Pronouns	27
	e. Interrogative Pronouns.....	29
	f. Relative Pronouns	31
	g. Indefinite Pronouns.....	32
	h. Reciprocal Pronouns.....	33
2.4	Summary.....	34
2.5	Exercises	34
Chapter 3	Adjectives	37
3.1	Introduction.....	37
3.2	What Are Adjectives?	38
2.3	Types of Adjective	40
	a. Adjective of Quality (descriptive adjectives).....	40
	b. Adjectives of Quantity	41
	c. Numeral Adjectives.....	41
	d. Demonstrative Adjectives	42
	e. Possessive Adjectives.....	44
	f. Interrogative Adjectives	45
	g. Distributive Adjectives.....	45
	h. Proper Adjectives	46
	i. Indefinite Adjectives	46
	j. Article Adjectives.....	47
2.4	The Order of Multiple Adjectives.....	47
3.5	Comparison of Adjectives	49
3.6	Summary.....	52
3.7	Exercises.....	52
Chapter 4	Verbs	57
4.1	Introduction	57
4.2	What Are Verb.....	58
4.3	Types of Verbs.....	59

	a. Transitive Verbs	59
	b. Intransitive Verbs	60
	c. Dynamic/ Event Verbs.....	61
	d. Static Verbs.....	62
	e. Perception/Sensation Verbs.....	63
	f. Linking/Copular/Predicating Verbs	64
	g. Phrasal/Prepositional Verbs	64
	h. Modal Verbs	66
	i. Helping Verbs/Auxiliary Verbs.....	66
	j. Hypothesis Verbs.....	67
	k. Causative Verbs	68
	l. Regular and Irregular Verbs	69
4.4	Summary	72
4.5	Exercises.....	72
Chapter 5	Adverbs.....	77
5.1	Introduction	77
5.2	What Are Adverbs?	78
5.3	Types of Adverbs	78
	a. Adverbs of Manner	79
	b. Adverbs of Times.....	80
	c. Adverbs of Place.....	81
	d. Adverbs of Frequency.....	82
	e. Adverbs of Degree.....	82
10.5	Summary	84
5.5	Exercises.....	84
Chapter 6	Prepositions	87
6.1	Introduction	87
6.2	What Are Prepositions?	88
6.3	Types of Preposition	89
	a. Prepositions of Time.....	89
	b. Preposition of Place.....	92
	c. Prepositions of Direction/Movements.....	93
	d. Prepositions of Agent	94
	e. Prepositions of Reason	95
	f. Prepositions of Instrument.....	95
	g. Prepositions of Possession.....	95

	6.4	Summary.....	96
	6.5	Exercises.....	97
Chapter 7		Conjunctions.....	99
	7.1	Introduction.....	99
	7.2	What Are Conjunctions.....	100
	7.3	Types of Conjunction.....	100
		a. Coordinating Conjunction.....	100
		b. Subordinating Conjunctions.....	103
		c. Correlative Conjunction.....	112
	7.4	Summary.....	113
	7.5	Exercises.....	114
Chapter 8		Interjections.....	117
	8.1	Introduction.....	117
	8.2	What Are Interjections?	118
	8.2	Examples of The Use of Interjections.....	119
	8.3	Types of Interjection.....	124
		a. Interjections for Greeting	124
		b. Interjections for Joy.....	124
		c. Interjections for Approval	125
		d. Interjections for Attention.....	125
		e. Interjections for Surprise.....	125
		f. Interjections for Sorrow.....	125
		g. Interjections for Understanding/ Misunderstanding.....	126
		h. Other Interjections	126
	8.4	Summary.....	126
	8.5	Exercises.....	126
Chapter 9		Simple Present Tense	129
	9.1	Introduction.....	129
	9.2	What Is Simple Present Tenses?.....	130
	9.3	The Form of Simple Present Tense	130
		a. Nominal Form	130
		b. Verbal Form	132
	9.4	The Use of Simple Present Tense.....	135
	9.5	Summary	138
	9.6	Exercises.....	138

Chapter 10	Present Continuous Tense	143
	10.1 Introduction.....	143
	10.2 What Is Present Continuous Tense?.....	144
	10.3 The Form of Present Continuous Tense.....	144
	10.4 The Use of Present Continuous Tense	146
	10.5 Summary.....	148
	10.6 Exercises.....	149
	References	153
	Glossary	155
	Index	161

LIST OF FIGURES

Figure 1.1	Mind Mapping of Abstract Noun.....	5
Figure 1.2	Collective Noun.....	12
Figure 1.3	Animal Collective Nouns	14
Figure 2.1	Pronouns Mind Map.....	24
Figure 2.2	Reciprocal Pronouns.....	33
Figure 3.1	Adjectives	38
Figure 3.2	Super Adjective List	40
Figure 3.3	Demonstrative Pronoun and Demonstrative Adjectives	43
Figure 3.4	Possessive Adjective Mind Map	44
Figure 3.5	Interrogative Adjectives.....	45
Figure 3.6	Distributive Adjectives	46
Figure 3.7	Comparative Adjective	49
Figure 4.1	Verbs.....	58
Figure 4.2	Transitive Verbs	59
Figure 4.3	Dynamic Verbs VS Static Verb	62
Figure 4.4	Static Verbs.....	63
Figure 4.5	Perception Verbs.....	64
Figure 4.6	Put Phrasal Verbs	65
Figure 4.7	Look Phrasal Verbs	65
Figure 4.8	Modal Verbs.....	66
Figure 4.9	Helping Verbs.....	67
Figure 4.10	Causative Verbs.....	68
Figure 4.11	Causative Patterns	69
Figure 4.12	100 Most Common ESL Irregular Verbs List	71
Figure 5.1	Adverb Mind Map.....	78
Figure 5.2	Adverbs of Manner.....	79
Figure 5.3	Adverbs of Time	80
Figure 5.4	Adverb of Place.....	81
Figure 5.5	Adverbs of Degree.....	83
Figure 6.1	Prepositions Mind Map.....	88
Figure 6.2	Mind mapping of Preposition of Time.....	91

Figure 6.3	Preposition of Place.....	92
Figure 6.4	Prepositions of Direction	94
Figure 7.1	Conjunctions.....	100
Figure 7.2	Coordinating Conjunctions.....	101
Figure 7.3	Coordinating Conjunction Examples.....	103
Figure 7.4	The Correlative Conjunctions.....	113
Figure 8.1	Interjections	118
Figure 8.2	Examples of Common Interjections	127
Figure 9.1	Simple Present Tense	130
Figure 9.2	Simple Present Tense of Be	131
Figure 9.3	Example of Nominal Simple Present Tense	132
Figure 9.4	Example of Verbal Simple Present Tense	134
Figure 9.5	The Use of Simple Present Tense.....	135
Figure 10.1	Present Continuous Tense.....	144
Figure 10.2	The Use of Present Continuous Tense	146



Chapter 1

Nouns



1.1 INTRODUCTION

In this chapter, the students will learn what are nouns? And 10 types of Noun they are Common Noun, Proper Noun, Abstract Noun, Concrete Noun, Singular Noun, Plural Noun. Countable Noun, Uncountable Noun, Compound Noun, and Collective Noun.

After studying this chapter, the students will be able to:

1. Identify what are nouns?
2. Explain 10 types of noun (Common Noun, Proper Noun, Abstract Noun, Concrete Noun, Singular Noun, Plural Noun, Countable Noun, Uncountable Noun, Compound Noun, and Collective Noun).
3. Use 10 types of the noun that they have learned in sentences correctly and appropriately.

In order the students are able to comprehend the material well, they must

1. Read all the materials in this chapter carefully
2. Learn the examples given
3. Read the summary and
4. Do the exercises correctly.

1.2 WHAT ARE NOUNS?

A noun is a word refers to person, place, things or idea (Altenberg and Vago, 2010:3). In a sentence usually Noun's function as a subject or object. Let's try to identify the following words belong to noun or not noun!

Identifying Noun or Not Noun

NO	WORDS	NOUN	NOT NOUN	NO	WORDS	NOUN	NOT NOUN
1	students	✓		11	Very		✓
2	now		✓	12	President	✓	
3	Rafi Ahmad	✓		13	watch		✓
4	has		✓	14	Cindy	✓	
5	cars	✓		15	Toba	✓	
6	dog	✓		16	luxurious		✓
7	beautiful		✓	17	three		✓
8	quickly		✓	18	novel	✓	
9	Airport	✓		19	read		✓
10	always		✓	20	play		✓

Pay attention to the following examples!

Example of the Use of Noun as Subject or Object in Sentences

The president is giving a speech now.

S O

The children play football.

S O

My sister cleans the house every day.

S O

Bali is very beautiful.

S

Dian read three novels last month.

S O

Rafi Ahmad has many luxurious cars.

S O

Toba is the biggest lake in Indonesia.

S O

Cindy watches television every night.

S O

1.3 TYPES OF NOUN

In this session, we will learn 10 types of the noun as well as their examples. The 10 types of the noun are Common Noun, Proper Noun, Abstract Noun, Concrete Noun, Singular Noun, Plural Noun, Countable Noun, Uncountable Noun, Compound Noun, and Collective Noun.

a. Common Noun and Proper Noun

Common Noun

Common Noun refers to the general type of a proper noun. It names **any/general** person, animal thing, place or idea. It usually preceded by a, an or the. For examples: the president, the artist, the student, the man, a boy, the girl, the mountain, the river, the beach, a hotel etc.

Pay attention to the following examples of the use of common nouns in sentences!

1. I stayed in a **hotel** last night.
2. The **presidents** are having a meeting together
3. I like reading a **book**
4. Indonesia has many **rivers**
5. She likes going to the **beach**

Proper Noun

Proper Noun refers to the particular of the noun. It names **a specific/particular** person, thing or idea, proper noun begins with capital letter. The proper noun includes the names of months, days, people and their titles, mountains, rivers, beach, hotels, books, movies,

newspapers, cities, seas, festivals, special events and holidays etc. For examples: January, Joko Widodo, Rafi Ahmad, Bella, Bromo, Nil, Kapuas, Tambak Beach, Kuta Beach, Sanur Beach, JW Marriot Hotel, Midtown Hotel, Tomorrow Never Dies, Jakarta Post, etc.



Common Noun and Proper Noun Quick Tip

Nouns that are the actual name, for example, Mary, are called proper nouns. Nouns that are not named are called common nouns, e.g. girl. We must capitalize on proper noun no matter it is in the sentence. (Altenberg and Vago, 2010:18)
Proper Nouns **are capitalized** in a sentence (Altenberg and Vago, 2010:)

Pay attention to the following examples:

Examples of Common Noun and Proper Noun

COMMON NOUNS	PROPER NOUNS
Man	Rhoma Irama, Abraham Lincoln, Joko Widodo, etc
mountain	Bromo, Semeru, Mount Everest, Mount Fuji, Mount Merapi, etc.
river	Kapuas, Amazon, Nil, Barito, Brantas, Bengawan Solo, etc.
newspaper	Jawa Pos, New York Times, Jakarta Post, Kompas, etc.
temple	Borobudur, Prambanan, Angkor Wat, Penataran, Mendut, etc.
girl	Anita Setyowati, Tina, Diana Septiana, etc.
lake	Toba, Lake Michigan, etc.
cat	Button, Fluffy, kitty, Kiky, etc.
city	Malang, Surabaya, Jakarta, New York, etc.
country	Indonesia, Australia, Malaysia, Singapore, India etc.

Examples of the use of the proper noun in the sentence

1. **Dino** will go to **Jakarta** next week
2. **Shinta** would like to be able to visit **the White House** one day.
3. **Toba Lake** is very beautiful.
4. **John** speaks two languages; **English** and **Arabic**.
5. **Dina** is having a picnic with **Sandy** in **Borobudur Temple**.
6. **Rhoma Irama** is a singer.

7. **Joko Widodo** went to **Bali** yesterday.
8. **Brantas** is a river in **East Java**.
9. **Jakarta Post** is very interesting to read
10. Did you go to **Bromo** last month?

b. Concrete Noun and Abstract Noun

Concrete Nouns

Concrete nouns refer to things that are real. We can touch, see, feel, hear, smell or taste them. In this case, concrete nouns can be countable, uncountable, common, proper, and collective nouns. For example table, chair, deer, sugar, mountain, a team, a group of students, etc.

Abstract Nouns

Abstract nouns refer to things that are not concrete. They refer to emotions, ideas, concepts, traits, experiences, or a state of being. Before we go to the examples of sentences which use abstract noun please study the following mind map of abstract nouns carefully

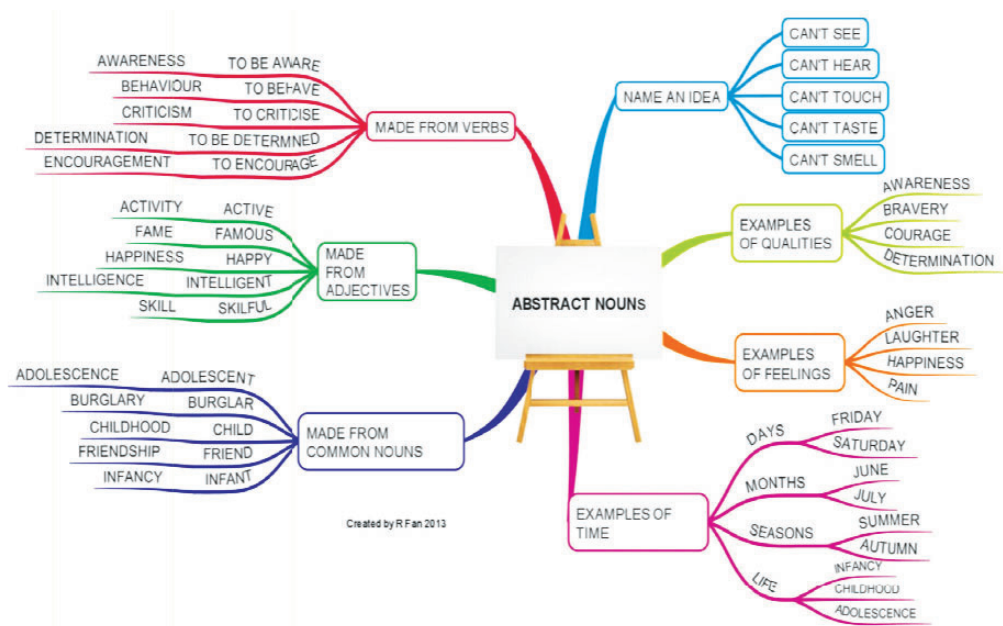


FIGURE 1.1
Mind Mapping of Abstract Noun
 (Source: R Fan: 2013)

The examples of abstract nouns you can see in the following list

Abstract Noun List

patience	luck	anger	pleasure	marriage
love	right	joy	maturity	behavior
happiness	generosity	belief	beauty	weaknesses
fear	friendship	dream	ability	hunger
calm	goodness	pain	poverty	length
progress	movement	liberty	jealousy	thought
sorrow	awareness	peace	kindness	strength
coldness	truth	pride	idea	newness
trust	failure	success	leadership	growth
clarity	loneliness	childhood	motherhood	greatness
stupidity	wisdom	sympathy	membership	thirst
luxury	pressure	satisfaction	scholarship	cleverness
freedom	honesty	skill	speech	advantage
opportunity	talent	loyalty	death	divorce
confusion	goal	council	law	reverence
appetite	solitude	fantasy	rules	affection
philosophy	trend	plan	enchantment	worry
religion	irritation	ease	chance	loss
generation	care	democracy	information	grace
union	wealth	tenderness	fragility	dedication

Examples of the use of concrete and abstract nouns in sentences

1. That **girl** is buying a new **bag** (girl and bag are a concrete Noun)
2. My **happiness** is you (happiness is an abstract Noun)
3. We need **love** in our **life** (love and life are abstract nouns)
4. **Shinta** has two beautiful **cats** (Shinta and cats are concrete nouns)
5. I don't like your **anger** (anger is an abstract noun)



Common Noun and Proper Noun Quick Tip

Concrete Nouns refer to things that can be perceived by one of our senses, while Abstract Nouns refer to things that cannot be perceived by our senses (Altenberg and Vago, 2010:5)

c. Singular Noun and Plural Noun

Singular Noun

Singular Noun refers to **one** thing, place, person or idea. For examples: a book, a car, a boy, a teacher, a hotel, a bridge, etc.

Plural Nouns

Plural Noun refers to **more than one** thing, place, person or idea. For examples: two cars, three boys, four teachers, five hotels, six busses, etc.

Some Rules in Forming Plural Noun

<p>⊕ In general, we can form the noun by adding -S to the noun.</p> <p>Examples:</p> <ul style="list-style-type: none"> ▪ A book ➤ Two books ▪ A bag ➤ There bags ▪ An apple ➤ Ten apples 	<p>⊕ When the noun ending are S, SH, CH, X or Z we must add -ES to the noun.</p> <p>Examples:</p> <ul style="list-style-type: none"> ▪ A bus ➤ Two Buses ▪ Flash ➤ Flashes ▪ A bench ➤ Four benches ▪ A box ➤ Five boxes ▪ A quiz ➤ Two quizzes
<p>⊕ When the noun ending is a VOWEL + Y, we add -S to the noun.</p> <p>Example:</p> <ul style="list-style-type: none"> ▪ A day ➤ Many days ▪ A boy ➤ Nine Boys ▪ A key ➤ Five Keys ▪ A toy ➤ Eight toys 	<p>⊕ When the noun ending is a CONSONANT + Y, we remove Y and add -IES to the noun.</p> <p>Example:</p> <ul style="list-style-type: none"> ▪ A baby ➤ Two Babies ▪ A story ➤ Three Stories ▪ A party ➤ Four Parties ▪ A lady ➤ Six ladies

<p>⊕ If the noun ending is F or FE, we remove the F/FE and add -VES to the noun.</p> <p>Example:</p> <ul style="list-style-type: none"> ▪ A thief ➤ Five thieves ▪ A knife ➤ Ten knives ▪ A leaf ➤ Three Leaves ▪ A wife ➤ Two Wives <p>Some exceptions: roof - roofs, cliff - cliffs, chief - chiefs, belief - beliefs, chef - chefs</p>	<p>⊕ When the noun ending is a CONSONANT + O, we normally add -ES to the noun.</p> <p>Example:</p> <ul style="list-style-type: none"> ▪ A hero ➤ Three heroes ▪ A tomato ➤ Two tomatoes ▪ A potato ➤ Five potatoes <p>Some exceptions: piano - pianos, halo - halos, photo - photos</p>
<p>⊕ Plural Noun that doesn't have an S on the end.</p> <p>Example:</p> <ul style="list-style-type: none"> ▪ A man ➤ Two men ▪ A tooth ➤ Twelve teeth ▪ A child ➤ Two children ▪ A mouse ➤ Three mice 	<p>⊕ There are some nouns in English that are the same in the singular and the plural.</p> <p>Example:</p> <ul style="list-style-type: none"> ▪ A Fish ➤ Two fish ▪ A deer ➤ Three deer ▪ A sheep ➤ Four sheep
<p>⊕ When the noun ending is IS, change IS to ES.</p> <p>Example:</p> <ul style="list-style-type: none"> Analysis ➤ Analyses Basis ➤ Bases Crisis ➤ Crises 	<p>⊕ When the noun ending is the US, change US to I.</p> <p>Example:</p> <ul style="list-style-type: none"> ▪ A cactus ➤ Two cacti ▪ A fungus ➤ Three Fungi ▪ A syllabus ➤ Three Syllabi
<p>⊕ The noun ending is UM, change UM to A</p> <p>Example:</p> <ul style="list-style-type: none"> ▪ Datum ➤ Data ▪ Forum ➤ Fora 	<p>⊕ When the noun ending is ON, change ON to A</p> <p>Example:</p> <ul style="list-style-type: none"> ▪ Criterion ➤ Criteria ▪ Phenomenon ➤ Phenomena
<p>⊕ When the noun ending in EX or IX, change the last two letters to ICES</p> <p>Example:</p> <ul style="list-style-type: none"> ▪ Appendix ➤ Appendices ▪ Index ➤ Indices 	<p>⊕ When the noun ending is EAU, add X after EAU</p> <p>Example:</p> <ul style="list-style-type: none"> ▪ Bureau ➤ Bureaux

d. Countable Noun and Uncountable Noun

Countable Noun

A countable noun is a noun that can be counted. Countable nouns can be a singular or plural noun.

Example of countable nouns you can see in the following table!

Countable Nouns List

chair	car	dogs	hotel	orange
table	bus	cat	school	apples
book	trains	deer	airport	egg
pens	plane	lion	library	tomato
flag	ship	tiger	city	potatoes
bag	motorcycle	crocodiles	university	candy
house	bicycle	snake	market	hamburger
cupboard	boat	butterfly	airports	mango
television	helicopter	zebra	country	pineapples
pencils	trucks	elephant	state	pear

For examples:

1. I read a **book** in the **library**.
2. She eats two **hamburgers**.
3. I saw ten **deer** in the zoo.
4. I have a **motorcycle**.
5. I want to go to the **airport**.

Uncountable Noun

An uncountable noun is a noun that cannot be counted, for example, happiness, sugar, salt, sand, air, water, etc. Further examples of uncountable nouns you can see the following table:

Uncountable Nouns List

rice	water	housework	rain	information
fruit	tea	homework	sunshine	help
juice	coffee	education	mail	curiosity
meat	milk	equipment	accommodation	happiness
sugar	jam	business	art	beauty

flour	cereal	oil	nature	bravery
salt	soup	paper	literature	faith
honey	sand	dirt	freedom	humor
butter	air	dust	knowledge	advice
cheese	time	land	courage	wisdom

Pay attention to the following examples:

1. I like eating **rice**.
2. My mother cooks **soup**.
3. The teacher is giving **advice** to the students.
4. They need **information** about you.
5. My **happiness** is my family.
6. They have much **furniture** in their store.
7. I need some **sugar**.
8. Could you give me some **water**, please?
9. My mother buys **butter**, **oil**, **milk**, and **flour** in the supermarket.
10. **Knowledge** is very important in our life.

e. Compound Noun and Collective Noun

Compound Noun

Compound Noun refers to a noun that is made with two or more words. It can be written in three ways:

1. **As one word** for examples: bedroom, rainfall, etc.
2. **Joined by a hyphen**, for examples: son-in-law, mother-in-law, etc.
3. **Written as a separate word**, for examples: credit card, swimming pool, etc.

Further examples of Compound Nouns you can see in the following table:

Compound Nouns List

aircraft	cheesecloth	drumstick	gateway	pancake
armchair	chopstick	dustpan	grapefruit	password
armpit	clockwork	earache	grasshopper	quicksand
background	copycat	eardrum	greenhouse	raincoat

backlash	countdown	earphone	hallway	railway
barnyard	courthouse	earring	heartbreak	sailboat
baseball	cowboy	earthquake	household	scarecrow
bathroom	crackpot	earthworm	iceberg	seashell
bedtime	crossbeam	eyeball	inland	tapeworm
billboard	crybaby	eyelid	jigsaw	teardrop
bobcat	cutthroat	eggplant	keyhole	teaspoon
brainstorm	daredevil	elsewhere	kneecap	undermine
breakfast	darkroom	endless	ladybug	vineyard
briefcase	daydream	eyebrow	landslide	waistline
bulldog	dishwasher	firefly	marketplace	wallpaper
buttercup	drainpipe	fireman	mealtime	washboard
butterfly	drawbridge	fishbowl	nightmare	waterfall
catfish	drawstring	flashback	notebook	watermelon
chairman	driftwood	foolproof	oatmeal	worldwide
checkmate	driveway	footprint	outdoors	yourself

Sentence Examples:

1. The students play **football** in the yard.
2. Lisa is writing a poem on the **blackboard**.
3. My family always eats **breakfast** at 06.30 in the morning.
4. She went to **the swimming pool** yesterday.
5. Ahmad needs a **haircut**.
6. My father needs 2 **basketfuls** of water.
7. Put your clothes in the **washing machine**!
8. She sleeps in the **bedroom**.
9. Della likes to get up at **sunrise**.
10. Coban Rondo is a beautiful **waterfall** in Malang.

Collective Nouns

Collective nouns refer to a group of people, animals or things. Pay attention to the following picture of collective nouns carefully!

COLLECTIVE NOUNS




FIGURE 1.2
Collective Noun

(Source: <https://www.fluentland.com>)

For further information about collective Noun of people you can see in the following table:

Collective Nouns of People

an army of soldiers	a class of students	a horde of savage	a staff of employees
a bevy of ladies	a company of actors	a host of angels	a staff of servants
a band of musicians	a congregation of worshippers	a line of kings	a staff of teachers
a band of robbers	a crew of sailors	a group of students	a team of players
a board of directors	a crowd of people	a group of dancers	a tribe of natives
a body of men	a crowd of spectators	a group of singers	a troop of scouts

a bunch of crooks	a dynasty of kings	a pack of thieves	a troupe of artists
a caravan of gypsies	a gang of crooks	a party of friends	a troupe of dancers
a choir of singers	a gang of laborers	a patrol of policemen	a troupe of performers

Pay attention to these following examples:

1. A **class** of students will have field study in Kalimantan next week.
2. A **choir** of singers will sing 10 national songs tomorrow
3. A **troupe** of dancers performed well last night.
4. I saw a **crowd** of spectators clapped and cheered to their performance
5. A **troop** of scouts goes camping every month.
6. A **patrol** of policemen passes in front of my house.
7. Dino became a **team** of football players in my town
8. I saw a **gang** of laborers yesterday
9. A **band** of musicians is having a concert now
10. A **staff** of teachers is having a meeting in the meeting room

Collective Nouns of Things

an album of photographs	a chest of drawers	a range of mountains
an album of stamps	a cloud of dust	a ream of papers
an anthology of poems	a clump of trees	a set of clubs
a bale of cotton	a collection of coins	a sheaf of corn
a basket of fruit	a comb of bananas	a sheaf of grain
a book of notes	a heap of rubbish	a sheaf of wheat
a bunch of flowers	a library of books	a shower of rain
a bunch of keys	an outfit of clothes	a stack of wood
a bundle of sticks	a pair of shoes	a string of beads
a catalog of goods	a pocket of cigarettes	a string of pearls

Pay attention to the following examples!

1. She needs a **catalog** of goods every month.
2. My father wants to buy a **packet** of cigarettes.
3. There is a **bunch** of keys in my car.

4. My sister needs **a ream** of paper.
5. I have **an album** of my family photograph.
6. There is **a library** of a book in my school.
7. We write **an anthology** of the poem together.
8. Dony buys **a pair** of shoes every three months.
9. My grandmother gave me **a comb** of bananas yesterday.
10. We write **an anthology** of poems together

Collective Nouns of Animal






Collective Nouns Animals-Birds-Fish-Insects				
www.learn-english-today.com				
 A clutch of chicks	 A flock/brood of hens	 A gaggle of geese	 A bevy/bank of swans	 A pandemonium of parrots
 A herd of cows	 A flock of sheep	 A pride of lions	 A pack of wolves	 A skulk of foxes
 A litter of kittens	 A troop of monkeys	 A caravan of camels	 A congregation of alligators	 A barren of mules
 A colony of ants	 A swarm of bees	 An army/colony/knot of frogs	 A shoal of fish	 A school/pod of dolphins

FIGURE 1.3
Animal Collective Nouns
(Source: www.learn-english-today.com)

For further examples of animal collective nouns, you can see in the following table.

Animal Collective Noun List

An army/a colony/a nest/a swarm of ant	A herd of buffalo
A bevy/ a herd/ a bank of swan	A herd of antelope
A brood/ flock of chicken	A herd of elephants

A blessing of unicorn	A horde of mice
A herd of zebra	A host of sparrows
A wisdom of wombats	A leap of leopard
A pack / a herd of wolves	A lounge of lizards
A school/a mob of whales	A mess of iguanas
A flight or a gulp of swallows	A mob of kangaroos
A streak of tiger	A pack/a school of sharks
A family of sardines	A pack of weasels
A flock of birds	A party of rainbow fish
An army of frogs	A pod of pelicans
A colony of penguins	A scourge of mosquitoes
A company of parrots	A stand of flamingo
A walk of snail	A swarm of insects
A trop of dogfish	A quiver of cobras
A horde of hamster	A herd of ponies
A glide of flying fish	A gang of elk
A drove of cattle	A flight of dragon
A drove of goats	A drove of pigs
An earth of foxes	A fall of lambs
A dry of squirrels	A colony of bats

1.4 SUMMARY

Nouns, in general, are words that refer to a person, things, place, and idea, for examples: Desy Ratnasari, cats, dog, table, hotel, Surabaya, happiness, etc. Noun can be classified into 1) Common Nouns, common noun used to name people, place or things in general, such as: president, month, river, mountain, man, girl, language, etc. 2) Proper Nouns used to name a specific person, place or things, for examples: Joko Widodo, April, Mount Everest, Rhoma Irama, Tika, English, Arabic etc. 3) Concrete Nouns refer to person or things that exist physically and can be detected by one of our senses, such as student, table, pencil, house, chairs, etc. 4) Abstract Nouns refer to idea, concept which we cannot touch, see, hear, smell or taste such as Happiness, love, justice, anger, etc. 5) Singular

Nouns such as; a book, a pencil, a deer, a boy, a hotel, etc. 6) Plural Nouns such as two books, three pencils, 10 deer, four boys, many hotels, etc. 7) Countable Nouns refer to nouns that can be counted, they can be singular/plural noun, such as; bag, duck, cities, teacher, etc. 8) Uncountable Nouns refer to the noun that cannot be counted such as: sugar, coffee, rice, justice, happiness, etc. 9) Compound Nouns are two or more words that create a noun, such as bedroom, swimming pool, washing machine, breakfast, waterfall, mealtime, etc. 10) Collective Nouns refer to set of group of people, things or animals such as: a team of players, a bunch of flowers, a troop of monkeys, etc.

1.5 EXERCISES

Task 1: Identify the noun of these following phrases by underlying the correct answer!

Example: Your big house

1. My red bag
2. Our crowded city
3. Many women
4. Her interesting book
5. His beautiful teacher
6. Their big house
7. Those apartments
8. Two expensive cars
9. The young lady
10. The wise president

Task 2: Mention 10 types of the noun that you have learned and explain them!

1.
2.
3.
4.
5.
6.
7.
8.
9.
10.

Task 3: Find the Proper Nouns of these following words!

No	Common Nouns	Proper Nouns
1	president
2	language
3	month
4	planet
5	flower
6	street
7	singer
8	dog
9	food
10	ocean

Task 4: Make 5 sentences by using common nouns and 5 sentences by using proper nouns!

Common Nouns

1. animal.....
2. president.....
3. beach.....
4. mountain.....
5. language.....

Proper Nouns

1. Dog.....
2. Donal J. Trump.....
3. Kuta Beach.....
4. Semeru Mountain.....
5. English.....

Task 5: Make 5 sentences by using concrete nouns and 5 sentences by using abstract nouns!

Concrete Nouns

1. Cupboard.....
2. Books.....

3. Train.....
4. Tiger.....
5. Policeman.....

Abstract Nouns

6. Happiness.....
7. Sadness.....
8. Honesty.....
9. Wisdom.....
10. Love.....

Task 6: Find the plural form of these following words!

1. Goose
2. Woman
3. Table
4. Tax
5. Shelf
6. Stimulus
7. Match
8. Orange
9. Information
10. Policeman
11. Army
12. Taxi
13. Bridge
14. Mountain
15. Fish

Task 7: Arrange the following jumbled letters into good sentences!

1. I- many- saw-deer-in-zoo-the-yesterday
.....
2. Buy-two-will-We-tomorrow-buy-cars
.....
3. My- needs- tomatoes- a lot of- mother
.....
4. She- two- beautiful- bags-has
.....
5. There- in- ten -are- the- museum-children
.....

Task 8: Make sentences using these following words!

1. Boxes

.....

2. Knives

.....

3. Television

.....

4. Data

.....

5. Tooth

.....

Task 9: Write down 5 good sentences using these following countable nouns!

1. University

.....

2. Cities

.....

3. Deer

.....

4. Orange

.....

5. Train

.....

Task 10: Write down good sentences using these following uncountable nouns!

1. Sugar

.....

2. Happiness

.....

3. Salt

.....

4. Rice

.....

5. Wisdom

.....

Task 11: Make good sentences by using these following compound nouns!

1. Outdoors
.....
2. Classmate
.....
3. Daydream
.....
4. Oatmeal
.....
5. Bathroom
.....

Task 12: Complete these following sentences with correct collective nouns!

1. Siska buys..... of flowers.
2. My grandmother gave me a..... of grapes
3. I need aof paper.
4. A of students is reading books in the library now.
5. She got lost in the.....of people.
6. My father needs a.....of cigarettes.
7. I saw aof monkey in the jungle.
8. She has anof photographs
9. We might see a.....of lion in Africa
10. A.....of birds flew over his house.

Tasks 13: Make good sentences by using these following collective nouns!

1. A catalog of goods
.....
2. A group of singers
.....
3. A bouquet of roses
.....
4. A herd of zebra
.....
5. A collection of coins
.....

6. An army of ants

.....

7. A book of notes

.....

8. A pair of shoes

.....

9. A dynasty of kings

.....

10. A blessing of unicorns

.....



Chapter 2

Pronouns



2.1 INTRODUCTION

In this chapter, the students will learn what are Pronoun and 8 types of Pronouns they are Personal pronouns, Possessive Pronouns, Reflexive Pronouns, Demonstrative pronouns

Interrogative Pronouns, Relative Pronouns, Indefinite Pronouns, and Reciprocal Pronouns After studying this chapter, the students will be able to:

1. Identify what are Pronouns?
2. Explain 8 types of Pronouns (Personal pronouns, Possessive Pronouns, Reflexive Pronouns, Demonstrative pronouns, Interrogative Pronouns, Relative Pronouns, Indefinite Pronouns, and Reciprocal Pronouns)
3. Use pronouns in sentences correctly and appropriately

In order the students are able to comprehend the material well, they must

1. Read all the materials in this chapter carefully
2. Learn the examples given
3. Read the summary and
4. Do the exercises correctly and appropriately

1.2 WHAT ARE PRONOUNS?

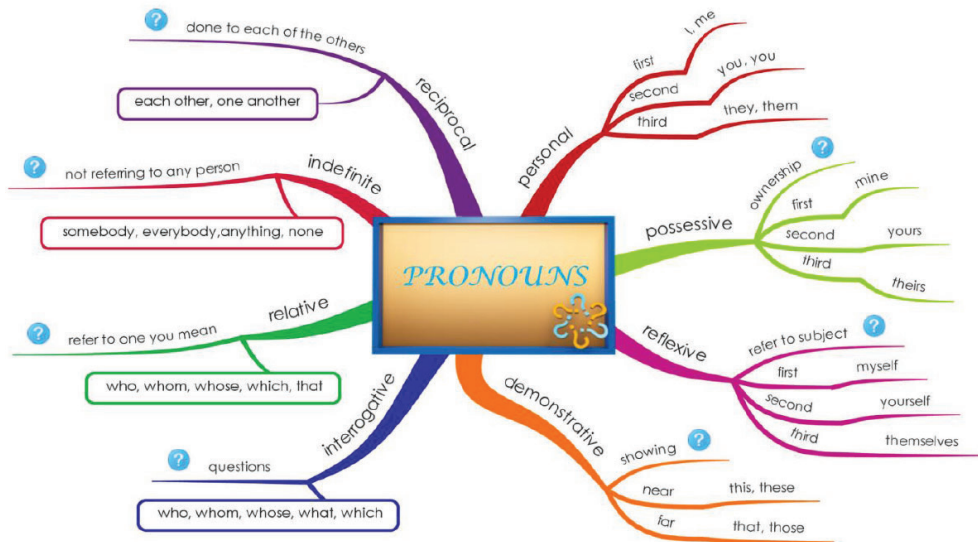


FIGURE 2.1
Pronouns Mind Map

(Source: <http://upsrenglishmindmap.coblogspot.id>)

A pronoun is a word that takes the place of a noun (Sargeant, 2007:24). In this case, Pronouns are words which replace nouns, for example, I, you, we, they, her, his, their, its, me, she, we, who, that, this, those, etc. According to Oxford Dictionaries Pronouns are used in place of a noun that has already been mentioned or that is already known, it often used to avoid repeating the noun.

2.3 TYPES OF PRONOUN

In this chapter we will learn 8 types of pronoun such as follows:

1. Personal pronouns
2. Possessive Pronouns
3. Reflexive Pronouns
4. Demonstrative pronouns
5. Interrogative Pronouns
6. Relative Pronouns
7. Indefinite Pronouns
8. Reciprocal Pronouns

a. Personal Pronouns

According to Oxford Dictionary, Personal Pronouns are used in place of nouns referring to specific people or things.

For example *I, you, we, they, he, she, it, me, you, us, them, him, her, etc.* In this case, personal pronouns include Subjective pronouns and objective pronouns.

Subjective Pronouns

Subjective Pronouns refer to the personal pronouns that act as the subject of the verbs in sentences. Azar (2002: 132) stated that subjective pronouns refer to *I, you, she, he, it, we, you, they*. In this case, I, you, she, he, it, are singular, and we, you, they are plural

Pay attention to the following examples!

1. **I** go to school every day.
2. I think **you** should visit the doctor as soon as possible.
3. **I and my father** went to “Artomoro Electronic”. **We** bought a new television yesterday.
4. **The students** are in the library. **They** are reading books.
5. **Dony** is my son. **He** eats breakfast at 6 o'clock every morning.

Objective Pronouns

Objective Pronouns refer to the personal pronouns that act as the objects of verbs and preposition in sentences. For examples: *me, you, us, them, him, her, and it.*

To have more understanding about subjective and objective pronouns please pay attention to the following table!

The examples of the Use of Subjective and Objective Pronouns

SUBJECT	Example	OBJECT	Example
I	I love John	me	John loves me
You	You love John	you	John loves you
He	He loves John	him	John loves him
She	She Loves John	her	John loves her
It	It is an interesting book	it	John loves it
we	We love john	us	John loves us
They	They love John	them	John loves them

b. Possessive Pronouns

Possessive Pronouns refer to something owned by someone or something previously mentioned. For examples: **mine, yours, his, hers, ours, yours, and theirs.**

Pay attention to the following tables!

List of Subjective Pronouns, Objective Pronouns, Possessive Adjectives, and Possessive Pronouns

SUBJECT PRONOUNS	OBJECT PRONOUNS	POSSESSIVE ADJECTIVE	POSSESSIVE PRONOUNS
I	me	my	mine
You	you	your	yours
He	him	his	his
She	her	her	hers
It	it	its	its
We	us	our	ours
They	them	their	theirs

Examples of the Use of Subjective and Possessive Pronouns

SUBJECTIVE PRONOUN	POSSESSIVE PRONOUN
I have a pen	The pen is mine
You have a pen	The pen in yours
He has a pen	The pen is his
She has a pen	The pen is hers
It has a pen	x
We have a pen	The pen is ours
They have a pen	The pen is theirs

c. Reflexive Pronouns

Reflexive pronouns are words that refer to the noun or pronoun that is the subject of the verb. The words myself, yourself, himself, herself, itself, ourselves, yourselves and themselves are reflexive pronouns (Sargeant, 2007:26) Reflexive Pronouns refer to

personal pronouns which include: **myself, yourself/yourself, ourselves, themselves, himself, herself, and itself**. Those are used to refer back to the subject of the clause in which they are used. Pay attention to the following table of Subjective Pronouns, Objective Pronouns, Possessive Adjectives, Possessive Pronouns, and Reflexive pronouns

List of Subjective Pronouns, Objective Pronouns, Possessive Adjective, Possessive Pronouns, and Reflexive Pronouns

SUBJECTIVE PRONOUNS	OBJECTIVE PRONOUNS	POSSESSIVE ADJECTIVE	POSSESSIVE PRONOUNS	REFLEXIVE PRONOUNS
I	me	My	mine	myself
You (singular) You (Plural)	you	Your	yours	yourself yourselves
He	him	His	his	himself
She	her	Her	hers	herself
It	it	Its	its	itself
We	us	Our	ours	ourselves
They	them	Their	theirs	themselves

Pay attention to the following examples!

1. I was in a hurry, so I drove the car **myself**.
2. I did my tasks **myself**
3. **You** must do your homework **yourself**.
4. **Fikri and Arva**, did you write this short story **yourselves**?
5. **John** copies Budi's homework instead of doing **himself**
6. **My father** made coffee **himself**.
7. **She** writes a letter **herself**
8. **I and Diana** wanted to surprise our mother, so we made a birthday cake for her **ourselves**
9. **My handphone** often crashes and turns off by **itself**.
10. Did **they** behave **themselves**?

d. Demonstrative Pronouns

Demonstrative Pronouns are pronouns that point out someone or something. Demonstrative pronouns include this, that, these and those.

- **This** is my book (the book is **near** the speaker - the book is **only one or singular**)
- **That** is Dina's book (the book is **far** from the speaker- the book is **only one/ singular**)
- **These** are my books (the books are **near** the speaker- the books are **more than one/plural**)
- **Those** are Dina's books (the books are **far** from the speaker- the books are **more than one/plural**)

Demonstrative pronouns are identical in form with a demonstrative adjective, but they have different function. Pay attention to the following chart!

The Different between Demonstrative Adjectives and Demonstrative Pronouns

Demonstrative Adjectives and Pronouns
This – That – These – Those

Demonstrative Adjective describes a noun

This chair is broken.
That car is expensive.
These clothes are wet.
Those birds are flying south.

Demonstrative Pronoun identifies someone or something

This is my chair.
That is Peter's house.
These are her clothes.
Those are migrating birds.

Examples of the Use of This and That

No	THIS (1 thing near)	THAT (1 thing far)
1.	This book is new	That book is old
2.	This apple is green	That apple is red
3.	This house is clean	That house is dirty
4.	This car is expensive	That car is cheap
5.	This pencil is long	That pencil is short

No	THIS (1 thing near)	THAT (1 thing far)
6.	This cat is fat	That cat is thin
7.	This computer is fast	That computer is slow
8.	This table is brown	That table is black
9.	This bag is mine	That bag is yours
10	This cupboard is big	That cupboard is small

Example of the Use of These and Those

No	THESE (2 things/nearer)	THOSE (2 things/farther)
1.	These books are new	Those books are old
2.	These apples are green	Those apples are red
3.	These houses are clean	Those houses are dirty
4.	These cars are expensive	Those cars are cheap
5	These pencils are long	Those pencils are short
6.	These cats are fat	Those cats are thin
7.	These computers are fast	Those computers are slow
8.	These tables are brown	Those tables are black
9.	These bags are mine	Those bags are yours
10	These cupboards are big	Those cupboards are very heavy

e. Interrogative Pronouns

Interrogative Pronouns are pronouns that are used to ask a question. The interrogative pronouns are: **who, whom, whose, which, where, when, why, what and how**. For the function of each interrogative pronoun see the following table!

Interrogative Pronouns

Who	Ask a question about a person (Subject)
Whom	Ask a question about a person (Object)
Whose	Ask a question about possession
Which	Ask a question about animals or things

Where	Ask a question about places
When	Ask a question about time
Why	Ask a question about a reason
What	Ask a question about things
How	Ask a question about the manner

Pay attention to the following examples!

1. **Who** is your father?
2. **Who** was closing the door?
3. **Who** will come to my house?
4. **Who** is going to the beach tomorrow?
5. To **whom** did you give the money?
6. **Whom** did you choose as your partner in this competition?
7. **Whom** did you speak to?
8. **Whom** do you prefer to represent you at the meeting?
9. **Whom** do you live with?
10. **Whose** father works as a teacher in Junior High School?
11. **Whose** bag is it?
12. **Whose** children are those?
13. **Whose** laptop is that?
14. **Which** student got the highest score in this class?
15. **Which** fruit do you prefer?
16. **Which** of these boys is your son?
17. **Which** of these cats is yours?
18. **Which** handphone do you want to buy?
19. **Where** is your house?
20. **Where** do you live?
21. **Where** do you want to go?
22. **Where** do you study?
23. **When** do you have a flag ceremony?
24. **When** were you born?
25. **When** will you visit your grandmother?
26. **When** did you do your homework?
27. **Why** did you come here last night?
28. **Why** do you come late?
29. **What** is your father?
30. **How** will you go there?

f. Relative Pronouns

Relative Pronouns are pronouns which are used to refer to the noun mentioned previously, whether they are people, places, things, animals or ideas. According to Cambridge Dictionary, Relative pronouns introduce a relative clause, and most common relative pronouns for examples: who, whose, whom, whose, which, that, where, when.

Pay attention to the following explanation!

Relative Clauses are usually introduced by relative pronouns, in this case, relative pronouns can function as Subject, Object or possession, we don't need to put a comma when we use them to join two clauses. Let's study the use of relative pronouns

a. Relative Pronouns (Person)

For a **person** such as a man, the president, the boy, the beggar, the teacher, etc., we use relative pronouns **Who**, **Whom** or **Whose**, but you must remember **that** also can be used.

Relative Pronouns for Person

Who	Replaces Subject
Whom	Replaces Object
Whose	Replaces Possessive (her, his, their, our, etc.)
Who	Followed by Verb
Whom	Followed by Subject +Verb
Whose	Followed by Noun

Pay attention to the following examples:

The man is Mr. Ahmad. He works as an English teacher at my school.

The man refers to a **person** and **He** refers to Subject. So to combine those clauses above we use **who**. Remember: **who** is followed by a **Verb**.

The man **who works** as an English teacher at my school is Mr. Ahmad.

The president is Joko Widodo. I saw him on television.

The president refers to **person** and **him** refers to object so to combine those clauses above we use **whom**. Remember: **whom** is followed by **Subject and Verb**.

The president **whom I saw** on Television is Joko Widodo.

The artist is Rafi Ahmad. His cars are luxurious and expensive.

The artist refers to a person and his refers to possessive so to combine those clauses above we use whose. Remember: whose is followed by Noun

The artist whose cars are luxurious and expensive is Rafi Ahmad.

b. Relative Pronoun for things/animals (We use which/that)

For example:

I bought a new television yesterday. It is Samsung.

The television which I bought yesterday is Samsung (We combine into one sentence using relative pronoun which)

Others example:

This is the movie that everyone is talking about.

This is the book which I want to read.

That is a motorcycle which I want to buy.

I want a house which has many windows.

The motorcycle that we bought two months ago is broken.

The cat which I love so much is sick.

c. Relative Pronouns for time (We use When/that)

Examples:

Monday is the day when I have a flag ceremony

I still remember the first day when I met my husband.

April is the month when I have a birthday party.

d. Relative Pronouns for a place (We use Where)

Examples:

The city where I was born is Blitar.

The hotel where I am staying in is Puri Perdana Hotel.

g. Indefinite Pronouns

Indefinite pronouns refer to general or unknown persons and groups.

Examples:

Is there someone at your house?

Can anyone tell me about the legend of Toba Lake?

Indefinite Pronouns List

SINGULAR			PLURAL	SINGULAR/PLURAL
another	anyone	nothing	both	All
anybody	everything	one	few	Any
Anything	little	other	many	More
Each	much	several	others	Most
Either	neither	somebody		None
Enough	no one	someone		Some
	everybody			such

h. Reciprocal Pronouns

Reciprocal Pronouns are pronouns that can be used when we talk about two or more people, animals or things which are engaged in the same thing and experience the same effects or consequences. If Della is talking to Rudy and Rudy is talking to Dilla. In this case, we can say that Della and Rudy are talking to each other. When we want to refer to two people, we can use **each other**. When referring to **more than two people**, or when **it's unclear how many people** are involved, we can use **one another**. For example, the students (4 students) in a class are talking **one another**. For clear explanation see the following picture:



FIGURE 2.2
Reciprocal Pronouns

(Source: <http://www.kidsworldfun.com/learn-english/reciprocal-pronouns.php>)

Let see the Examples of Reciprocal Pronouns in sentences

1. My mother and my father gave each other gifts on their wedding anniversary.
2. Diana and Shanty help each other at home.
3. Mr. Ahmad and Mrs. Anny were talking to each other at the bus station.
4. The students congratulated one another after winning a class competition.
5. The children spent their holiday kicking the ball to one another.
6. The winner and the loser of One Pride Competition shook hands with each other.
7. After the fight, the brother and the sister were made to smile at each other, by their mother.
8. If people in this world are tolerant of one another, there will be peace in this world.
9. At Idul Fitri, it is a tradition that people visit one another.
10. Dimas and Rani love each other.

2.4 SUMMARY

Pronouns are words that can be used to replace a noun. There are many types of pronouns such as 1) **Personal Pronouns** used to replace the nouns in a sentence. For example, I got 100 for my test, the teacher gave me applause. 2) **Possessive Pronouns are used to show that something belongs to someone or something for examples:** This is your pencil. It is yours. I have a book. The book is mine. 3) **Reflexive Pronouns** refer to the subject of the verb, For example, I do my homework myself. She repaired her car herself. 4) **Demonstrative Pronouns** refer pronouns that point out someone/ something, for example, This is my table. That is your table. These are my bags. Those are your bags. 5) **Interrogative Pronouns** are used to ask a question for examples: Who stole my money, what is your favorite color? How you will go to Surabaya? Etc. 6) **Relative Pronouns** are used to show which one you mean. The man is Mr. Ahmad. He is my English lecturer the man who is my English lecturer is Mr.Ahmad. 7) **Indefinite Pronouns are used when we are not referring to any particular person.** Someone is at the door. 8) **Reciprocal Pronouns** are used when something is done by each person of a group to each of the others. For examples: John and Marry love each other. The boys were fighting one another.

2.5 EXERCISES

Task 1: Answer the following questions correctly?

1. What are Pronouns?
2. Mention Types of pronouns that you have learned?

3. Explain the types of pronoun that you have learned briefly?
4. Make 5 sentences using each of pronouns that you have learned!

Task 2: Underlying the best answer!

1. **Budi and Donny** will be at the bus station tonight. (They/their/them) will arrive at 8 pm.
2. **My sister** is a student at Brawijaya University. (Her/She/he) will graduate next month.
3. **I** have a problem to fix my car. Could you please help (my/mine/me)?
4. I like (she/her/his) because **she** always helps me in every situation.
5. Sir, where I should put **this laptop**? Should I put (them/it/he) on your desk?
6. What do **you** like to do in (your/you/yours) holiday?
7. Please don't ask (I/me/mine) why **I am** here.
8. Call **this number** if you want to meet me (I/it/he) is my new number.
9. **They** have a new car. (His/her/their) the car is expensive.
10. **My brother** is a doctor. (She/he/his) works in a big hospital in this town.
11. **We** are studying English in class. (her/their/our) class is very clean and comfortable.
12. **I** have a book. It is (yours, mine/ours).
13. **The man** (who/whom/whose) **I met** last night is Mr. Bobby.
14. **Debby** and **Cindy** hate / (one another/ each other)
15. **The twelve Football players** were all blaming (each other/ one another?) for their loss in last night competition.
16. **Both** Basket Ball teams played with a fighting spirit against (one another/ each other)
17. **The children** were fighting (each other/one another).
18. **Tim and Jake** were talking to (one another/each other) in the restaurant.
19. **The winners** congratulated (one another/each other) after the results were announced
20. The playground was **full of children** spending the afternoon playing with one another/each other)

Task 3: Complete the following questions with a suitable answer!

1. I and my mother went to the market yesterday.bought some vegetables and fruits.
2. Tika is my sister. is very beautiful.
3. The students are in the classroom. are studying English now.
4. Mr. Robert is my uncle.lives in New York.

5. I have a book.....is on the table.
6. Fikri, must be an honest boy!
7. There is one cat in my home.....is very cute.
8. My father is a doctor. works in the hospital.
9. We have 2 carsare *Avanza* and *Honda Mobilio*.
10. The children play football in the yard.are happy.
11. Where I should put your pencil, Diana? Should I puton your desk?
12. He gave.....a lot of money, I am very happy.
13. I love.....so much and he loves me too
14. Bella is waiting for you. Please come to... ..house as soon as possible.
15. Your children want to be happy in their lives. As a mother can you makehappy?

Task 4: Complete the following table of pronouns by using the correct answer!

SUBJECTIVE PRONOUNS	OBJECTIVE PRONOUNS	POSSESSIVE ADJECTIVE	POSSESSIVE PRONOUNS	REFLEXIVE PRONOUNS
I
You (singular) You (Plural)
He
She
It

Task 5: Complete the following sentences using who, whom, whose, which, when or where!

1. The woman.....lives next door is very beautiful.
2. Why does he always wear clothesare too small for him?
3. I thanked the boy.....sends me a beautiful postcard for my birthday.
4. The laptop.....I bought in JAYA ELECTRONIC is "ASUS".
5. The student.....bag is new is Robby
6. The place.....I bought my shoes is "Tunjungan Plaza" Department Store.
7. 2010 is the time.....Ed Cook built Memrise Application for joyful learning.
8. The manI met last night is my headmaster.
9. The studentI called yesterday is from America.
10. A coffee-maker is a machine makes coffee.

Chapter 3

Adjectives



3.1 INTRODUCTION

In this chapter, the students will learn what are Adjectives, 10 types of Adjective they are: adjective of quality or descriptive adjectives, adjective of quantity, numeral adjectives, demonstrative adjectives, possessive adjectives, interrogative adjectives, distributive adjectives, proper adjectives, indefinite adjective, and articles adjectives. In addition, they will also learn about the order of multiple adjectives and the comparison adjectives.

After studying this chapter, the students will be able to:

1. Identify and explain what are adjectives
2. Explain 10 types of adjective (adjective of quality or descriptive adjectives, adjective of quantity, numeral adjectives, demonstrative adjectives, possessive adjectives, interrogative adjectives, distributive adjectives, proper adjectives, indefinite adjective, and articles adjectives)
3. Identify and use the order of multiple adjectives
4. Identify and use comparison adjectives

In order the students are able to comprehend the material well, they must

1. Read all the materials in this chapter carefully
2. Learn the examples given
3. Read the summary and
4. Do the exercises correctly

3.2 WHAT ARE ADJECTIVES?



FIGURE 3.1
Adjectives

(source:<http://robonwriting.com/2014/01/25/adverbs-and-adjectives-are-not-your-friends/>)

The collection of words in the picture above are called adjectives

According to Azar (2002), Adjectives are words that describe or explain nouns. In addition, Mew and Seaton (2007: 52) stated that an adjective is describing a word. It tells us more about a noun. An adjective usually appears before the noun it describes, but sometime it also presents after the noun later in the sentence.

Adjective appears before noun examples:

A **smart** student (smart is an adjective, it appears before the word student (N), in this case, smart describes student)

A **big** house (big is an adjective, it appears before the word student (N), in this case, big describes house)

Adjective appears after noun examples:

The house is **big**. (Big is an adjective, it appears after the word house (N), in this case, big describes house)

The room is **tidy**. (Tidy is an adjective, it appears after the word room (N), in this case, tidy describes room)

Dina is very **beautiful** today. (Beautiful is an adjective and it appears after the word Dina (N), in this case, beautiful describes Dina)

The class is very **quiet**. (Quite is an adjective, it appears after the word class (N), in this case quite describes class)

Pay attention and read carefully the following other examples!

I have a **luxurious** car.

She needs a **big** plate.

All football players are very **tall**.

My family is eating in a **round** table.

He has an **antique** chair.

The classroom is **dirty**.

Dina's room is very **comfortable**.

I want to buy a **red** bag.

It is a **Javanese** house.

I like **the wooden** clock.

My sister works in a **famous** company.

John is a **handsome** boy

She is an **attractive** lecturer.

Donna has a **cute** cat.

I want to buy a **new** motorcycle.

To enrich your understanding about adjectives, please read and try to memorize the following super adjective list!

Super Adjectives List



FIGURE 3.2
Super Adjective List

(Source: <http://www.sparklebox.co.uk/literacy/vocabulary/adjectives.html#.Wrxr-YhubIU>)

2.3 TYPES OF ADJECTIVE

Bismo (2017) said adjective can be classified into 10, they are; 1) adjective of quality or descriptive adjectives, 2) adjective of quantity, 3) numeral adjectives, 4) demonstrative adjectives, 5) possessive adjectives, 6) interrogative adjectives, 7) distributive adjectives, 8) proper adjectives, 9) indefinite adjective and 10) articles adjectives. Further explanation of 10 types of adjectives as follows:

a. Adjective of Quality (Descriptive Adjectives)

Adjective of quality refers to how the quality of a person or thing

Examples:

Bobby is a **handsome** boy

He is an **honest** man

Debby is a **beautiful** girl.

Della is a **clever** student.

The **hungry** dog is barking.

b. Adjectives of Quantity

Adjective of quantity refers to how much thing is meant. Or it describes the quantity of something. Adjective quantity answers the questions of how much or how many.

For examples:

He put **a little** sugar,

They don't have **much** time.

We don't get **enough** exercise these days.

This has **no** meaning.

Note: some of the Indefinite Numeral Adjective can be used as Adjectives of Quantity when used with uncountable nouns.

Some sugar,

All the rice,

Any oil

Some kerosene,

All the salt

Any coal

c. Numeral Adjectives

Numeral adjectives refer to the number of the person or things. There are two types of numeral adjectives definite and indefinite

Definite adjectives indicate an exact number while Indefinite Numeral adjectives do not indicate an exact number.

Example of definite numeral adjectives

I have **three** cats.

Fikri is the **first** son in his family.

Borobudur became the **seventh** wonders of the world

Etc.

Examples of indefinite numeral adjectives

All men are mortal.

I want **some** food.

Many students are studying English in the classroom.

Several questions were left unanswered.

I have **a few** good friends in Malang.

Any student may meet me at the office.

d. Demonstrative Adjectives

Demonstrative adjectives explain which the noun or pronoun we are referring to. Demonstrative adjectives include words such as; this, that, these, and those.

For example:

This motorcycle is mine

That house is big

Those books are interesting

These novels are yours?

Is **that** your cat?

I am happy living in **this** city,

Are **those** your cars?

Are **these** her books?

That handphone is mine.

That laptop is yours.

Those dogs are barking.

These cats are cute.

That book is thick.

This book is thin.

Those bags are expensive.

These bags are cheap.

From the example above, the demonstrative adjective describes a noun, so in writing, we will find the form **DEMONSTRATIVE ADJECTIVE+ NOUN**
While in demonstrative pronouns we will find the form

DEMONSTRATIVE PRONOUN + VERB

For a clear explanation, see the following figure!

Demonstrative Adjectives & Pronouns

	<u>SINGULAR</u>	<u>PLURAL</u>	
<u>Here</u>	<i>This</i>	<i>These</i>	
<u>There</u>	<i>That</i>	<i>Those</i>	

	<p><i>This hat</i> Here/close</p>		<p><i>That hat</i> There/not close</p>
	<p><i>These hats</i> Here/close</p>		<p><i>Those hats</i> There/not close</p>

Demonstrative adjective describes a noun
Demonstrative Adjective + Noun

This chair is broken.
That car is cheap.
These clothes are wet.
Those birds are flying south.

Demonstrative pronoun identifies someone or something
Demonstrative Pronoun + Verb

This is my chair.
That is Richard's house.
These are her pens.
Those are migrating birds.



FIGURE 3.3

Demonstrative Pronoun and Demonstrative Adjectives

(Source: <https://7esl.com/demonstrative-adjectives-pronouns/>)

e. Possessive Adjectives

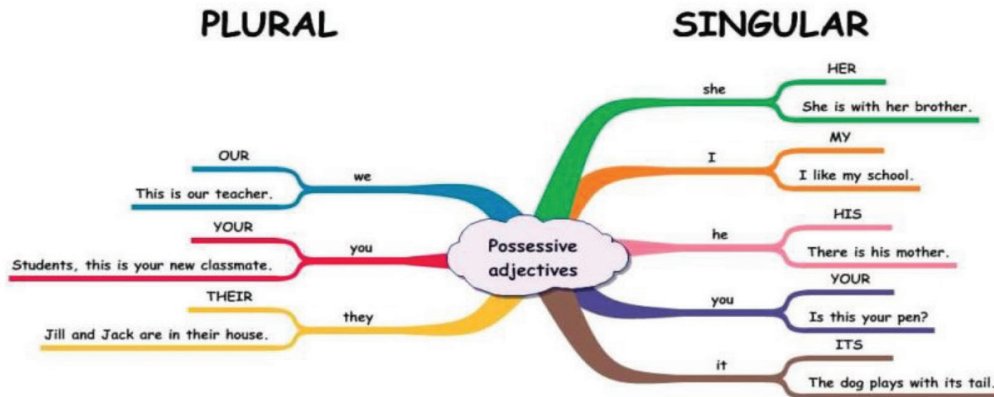


FIGURE 3.4
Possessive Adjective Mind Map

(Source: <http://www.engames.eu/possessive-adjectives/>)

Possessive adjectives show ownership or possession. Possessive adjectives include my, her, his, its, your, our, and their.

Please pay attention to these following examples!

Where is **my** book?

The cat is sitting on **its** tail.

It is **your** mistake.

I want to be **her** wife.

I spent **my** day planting the flower.

This must be **your** loving home.

His arms have a few tattoos.

Its skin is dry and rough.

Our grandmothers were classmates.

My son goes to Surabaya every **Sunday**.

Our classroom is clean.

She will visit **her** grandmother in Malang.

They are having a discussion in **their** classroom.

Dear students, this is **your** new class.

f. Interrogative Adjectives

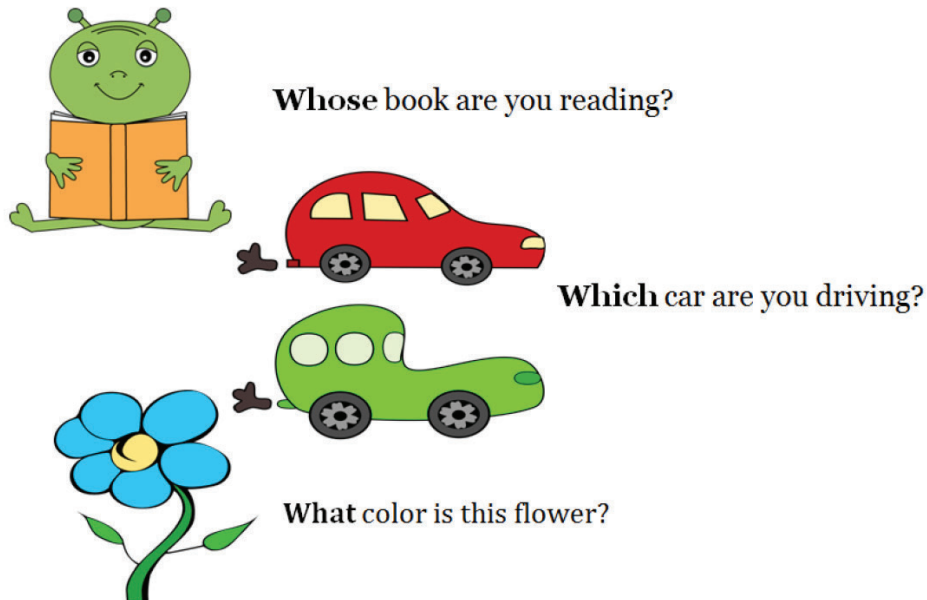


FIGURE 3.5
Interrogative Adjectives

(Source:<http://pediaa.com/difference-between-interrogative-pronoun-and-interrogative-adjective/>)

Interrogative adjectives are used with a noun to ask a question.

For examples:

Which of the student has got the highest score?

What color is your bag?

Whose car are you driving?

Whose book did you borrow last week?

What movies do you want to watch?

Etc.

g. Distributive Adjectives

Distributive adjectives are adjectives which distribute state of nouns. Distributive adjectives include: each, every, either and neither

For further information and clear description see the following figure!

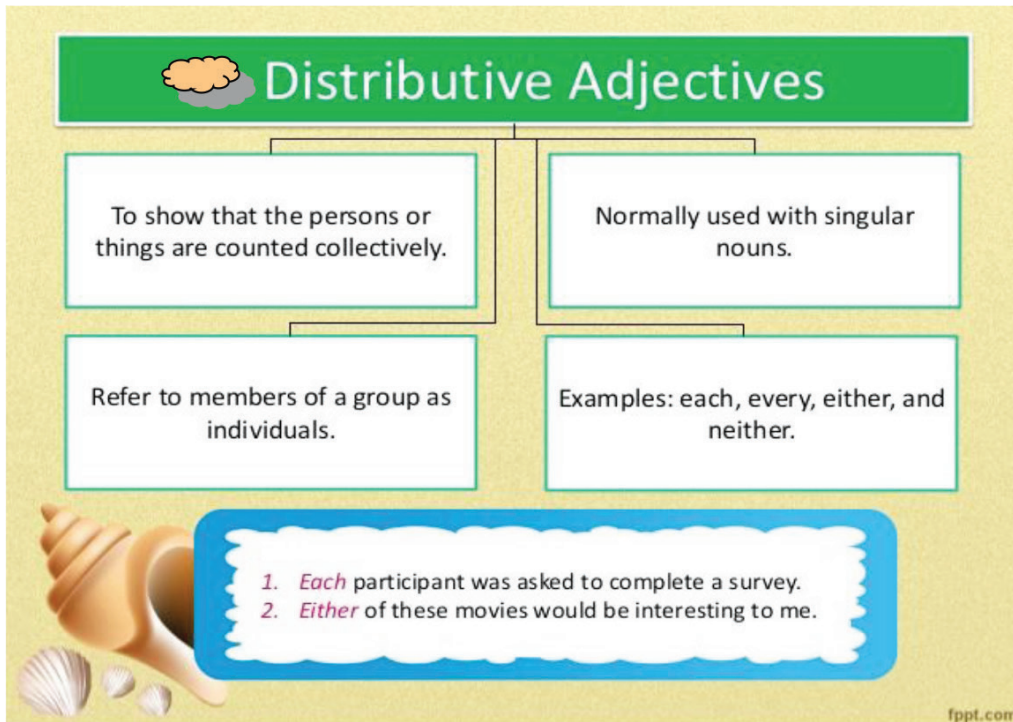


FIGURE 3.6
Distributive Adjectives

(Source: <https://www.slideshare.net/renupriya94/adjective-presentation>)

h. Proper Adjectives

A proper adjective is an adjective which is formed from a proper noun.

For example:

We want to discuss **American** culture.

I like eating **Japanese** food.

We are **Indonesian** citizen.

i. Indefinite Adjectives

An indefinite adjective is an adjective which is not definite. An indefinite adjective is used to describe a noun in a non-specific sense. The most common indefinite adjectives are

any, each, few, many, much, most, several, and some. They are often used to describe a noun to show an element of uncertainty.

Examples of Indefinite Adjectives:

1. There are several students in the classroom.
2. There are only a few lion left.
3. I have seen some cartridges in the cupboard.

j. Article Adjectives

Although articles belong to their own part of speech, they're technically also adjectives! Articles are used to describe which noun we're referring to for examples: **a**, **an**, and **the**.

For example:

1. It is an honor to meet you in this conference.
2. I want to eat an apple.
3. There is a book on the table.

2.4 THE ORDER OF MULTIPLE ADJECTIVES

If we want to use multiple adjectives (more than one adjective in our sentence) we should follow the rule of Adjective order. It is called DOSASCOMPN (**D**eterminer, **O**pinion, **S**ize, **A**ge, **S**hape, **C**olor, **O**rigin, **M**aterial, **P**urpose, and **N**oun).

1. **Determiner** is used so we know if the noun is singular or plural, definite or indefinite

For examples:

a, an, the, my, your, several, whose, its, those, some, our, etc.

2. **Opinion/observation:** This explains what we are thinking about something. Normally this is our opinion, attitude or observations. These types of adjectives most times will be before all other adjectives.

For examples:

Interesting, handsome, beautiful, boring, clever, stupid, delicious, useful, lovely, comfortable, luxurious, etc.

3. **Size:** Tells us how big or small something is.

For examples:

big, large, little, short, small, huge, tiny, enormous, tall, etc.

4. **Age:** Tells us how old someone or something is.

For examples:

old, young, new, ancient, antique etc.

5. **Shape / Weight / Length:** Tells about the shape of something or how long or short it is. It can also refer to the weight of someone or something.

For examples:

round, oval, square, triangle, rectangle, circular, boxy, fat, heavy, straight, long, short,

6. **Color:** The color or the approximate color of something.

For examples:

yellow, black, red, white, brown, whitish, violet, beige, orange, magenta, pink, cream, gray, blue, etc.

7. **Origin:** Tells us where something is from.

For example:

Javanese, Japanese, Europe, Thai, British, Italian, eastern, Australian, French, etc.

8. **Material:** What is the thing made of or constructed of?

For examples:

silver, gold, glass, wooden, silk, paper, synthetic, cotton, woolen, etc.

9. **Purpose;** for what is the thing?

For example:

sleeping, meeting, etc.

10. **Noun:** The figure that is receiving the adjectives

For examples:

table, room, girl, house, bag, etc.


Adjectives Order

Determiner	Opinion	Size	Age	Shape	Color	Origin	Material	Purpose	Noun
a	handsome		young			Brazilian			man
a		huge		Round			metal		bowl
a		small			Yellow			sleeping	bag

3.5 COMPARISON OF ADJECTIVES


There are 3 types of comparison of an adjective or comparative adjectives, they are:

1. Positive
2. Comparative (Adjective + er), more + adjective
3. Superlative (the + adjective+ est), the most + adjective



Comparative Adjectives

(Used to compare 2 things)

“The elephant is **bigger than** the mouse” 

One syllable	Two syllables ending in 'y' - change 'y' to 'i' and add er	Two or more syllables
Form: +er than	Form: +ier than	Form: More ... than
Bigger than Smaller than Nicer than Taller than Shorter than Stronger than Weaker than Longer than	Easier than Busier than Prettier than Heavier than Funnier than Smellier than Happier than Friendlier than	more beautiful than more dangerous than more intelligent than more understanding than more complex than more interesting than more difficult than more frustrating than

FIGURE 3.7
Comparative Adjective

(Source: <https://www.tes.com/lessons/ym09svDj3bM4iA/comparative-and-superlative-adjectives>)

Adjective (one or two syllables)

No	POSITIVE DEGREE	COMPARATIVE DEGREE	SUPERLATIVE DEGREE
1	Old	Older	The Oldest
2	Young	Younger	The Youngest
3	Happy	Happier	The Happiest
4	Quick	Quicker	The Quickest
5	Clever	Cleverer	The Cleverest
6	Fast	Faster	The Fastest
7	Small	Smaller	The Smallest

No	POSITIVE DEGREE	COMPARATIVE DEGREE	SUPERLATIVE DEGREE
8	busy	Busier	The Busiest
9	Lucky	Luckier	The Luckiest
10	High	Higher	The Highest

Debby: 15 Years old

Della: 13 Years old

Cindy: 20 years old

From the description above, we can make sentences as follow:

Della is **younger than** Debby. (COMPARATIVE = ADJECTIVE + ER + THAN)

Debby is **older than** Della

Della is **younger than** Debby and Cindy.

Cindy is **the oldest** girl among them (SUPERLATIVE= THE+ ADJECTIVE+ EST)

Della is **the youngest** girl among them.

Adjective (more than 2 Syllables)

No	POSITIVE DEGREE	COMPARATIVE DEGREE	SUPERLATIVE DEGREE
1	Ambitious	More Ambitious	The Most Ambitious
2	Arrogant	More Arrogant	The Most Arrogant
3	Beautiful	More Beautiful	The Most Beautiful
4	Careful	More Careful	The Most Careful
5	Careless	More Careless	The Most Careless
6	Comfortable	More Comfortable	The Most Comfortable
7	Confident	More Confident	The Most Confident
8	Curious	More Curious	The Most Curious
9	Dangerous	More Dangerous	The Most Dangerous
10	Difficult	More Difficult	The Most Difficult
11	Diligent	More Diligent	The Most Diligent

No	POSITIVE DEGREE	COMPARATIVE DEGREE	SUPERLATIVE DEGREE
12	Efficient	More Efficient	The Most Efficient
13	Expensive	More Expensive	The Most Expensive
14	Familiar	More Familiar	The Most Familiar
15	Foolish	More Foolish	The Most Foolish
16	Forgetful	More Forgetful	The Most Forgetful
17	Helpful	More Helpful	The Most Helpful
18	Important	More Important	The Most Important
19	Intelligent	More Intelligent	The Most Intelligent
20	Interesting	More Interesting	The Most Interesting
21	Jealous	More Jealous	The Most Jealous
22	Necessary	More Necessary	The Most Necessary
23	Pleasant	More Pleasant	The Most Pleasant
24	Stupid	More Stupid	The Most Stupid
25	Successful	More Successful	The Most Successful

Example:

Television: RP. 1500.00

Refrigerator : Rp. 2.500.000

Radio : Rp. 500.000

Use more + adjective + than for comparative and Use the+ most +adjective for superlative

Television is **more expensive than** radio

The refrigerator is **the most expensive** of all.

Some Exception List of Comparative Adjective

NO	POSITIVE	COMPARATIVE	SUPERLATIVE
1	Bad	Worse	Worst
2	Badly	Worse	Worst

NO	POSITIVE	COMPARATIVE	SUPERLATIVE
3	Ill	Worse	Worst
4	Evil	Worse	Worst
5	Good	Better	Best
6	Well	Better	Best
7	Many (CN)	More	Most
8	Much (UCN)	More	Most
9	Little	Less	Least
10	Late	Later	Latest
11	Far	Farther	Farthest
12	Far	Further	Furthest

3.6 SUMMARY

Adjectives are words that explain Nouns. There are many types of adjective such: 1) adjective of quality or descriptive adjectives, 2) adjective of quantity, 3) numeral adjectives, 4) demonstrative adjectives, 5) possessive adjectives, 6) interrogative adjectives, 7) distributive adjectives, 8) proper adjectives, 9) indefinite adjective and 10) articles adjectives. If we have more than one adjective we must follow **DOSASCOMP** Rule in arranging adjectives (**D**eterminer, **O**pinion, **S**ize **A**ge, **S**hape, **C**olor, **O**origin, **M**aterial, **P**urpose, and **N**oun. If we want to compare two people or thing we can use comparative form of adjectives. (adjective +er) and (more +adjective) for example Elephant is bigger than sheep. Or Diana is more beautiful than her sister. However when we want to compare three or more people or things we can use a superlative adjective (the +Adjective + est) and (the most +adjective) for example Dika is the tallest boy in my class. Mount Everest is the highest mountain in the world.

3.7 EXERCISES

Task 1: Answer the questions below correctly!

1. What are adjectives?
2. Mention and explain types of adjective and give examples in sentences!
3. Please mention and explain the order of multiples adjectives!

4. What is Comparison of an adjective? Explain your answer!
5. Make 5 sentences using the order of multiple adjectives And 5 sentences using the comparison of adjectives

Task 2: Underlying the adjectives of these following sentences!

1. She is a young lady.
2. The strong horse runs faster.
3. I bought a new bag yesterday.
4. We made a delicious cake.
5. Rani is a pretty girl.
6. Hendy is a handsome boy.
7. I need some sugar.
8. I love the white dog.
9. She has long hair.
10. I have five pencils in my bag.
11. I need to study in a quiet classroom.
12. Bella is a very smart student.
13. The little girl was crying.
14. I want to but a soft pillow.
15. The brown cat was hungry.
16. The weather is hot.
17. Dina's room is very tidy.
18. I love attractive lecturer.
19. She loves writing a colorful book.
20. Which book are you reading?

Task 3: Complete the following sentences with the correct answer

1. Dina's hair is (long) than my hair.
2. Budi is the (smart) student in his class.
3. Jakarta is the (busy) city in Indonesia.
4. The elephant is (big) than the horse.
5. This book is (thick) than that book

Task 4: Make sentences using these following phrases!

1. More beautiful
.....
2. The most interesting
.....

3. More comfortable
.....
4. The most dangerous
.....
5. More careful
.....
6. The most expensive
.....
7. More valuable
.....
8. The most luxurious
.....
9. More colorful
.....
10. The most handsome
.....

Task 5: Rearrange the following words into good adjectives order!

1. An-Italian-bag-red-expensive
.....
2. A-sport-Japanese-black-car-luxurious
.....
3. A-girl-white-young-American-beautiful
.....
4. A-French- doctor-smart-handsome
.....
5. An-chair-ancient-wooden-Japanese
.....

Tasks 6: Chose the best answer by crossing a, b, or c option!

1. My brother was wearing a _____ shirt.
 - a. white old nice
 - b. nice old white
 - c. white dirty nice
2. I want to buy a _____ plate.
 - a. plastic big red
 - b. big red plastic
 - c. big plastic red

3. I met a _____ woman yesterday
 - a. beautiful tall American
 - b. American tall beautiful
 - c. tall beautiful American
4. My father wants to have _____ car.
 - a. a red old Japanese
 - b. an old Japanese red
 - c. an old blue German
5. Robby recently called a _____ girl
 - a. young beautiful Javanese
 - b. beautiful young Javanese
 - c. beautiful Javanese young
6. This is a _____ product
 - a. new Indonesian interesting
 - b. interesting Indonesian new
 - c. interesting new Indonesian
7. She is a _____ artist.
 - a. famous slim Arabic
 - b. Arabic famous slim
 - c. slim Arabic famous
8. He needs a _____ bag
 - a. blue comfortable sleeping
 - b. comfortable blue sleeping
 - c. blue sleeping comfortable
9. I want to buy a _____ necklace
 - a. long beautiful golden
 - b. golden beautiful long
 - c. beautiful long golden
10. Ronald gave his girlfriend a _____ bag
 - a. expensive Brazilian brown
 - b. brown Brazilian expensive
 - c. expensive brown Brazilian



Chapter 4

Verbs



4.1 INTRODUCTION

In this chapter, the students will learn what are Verbs and 12 Types of Verbs they are: Transitive Verbs, Intransitive Verbs, Dynamic/Event Verbs, Static Verbs, Perception/Sensation Verbs, Linking/Copular/Predicative Verbs, Phrasal/Prepositional Verbs, Modal Verbs, Auxiliary/Helping Verb, Hypothesis Verbs, Causative Verbs, and Regular/Irregular Verbs.

After studying this chapter, the students will be able to:

1. Identify what are Verbs?
2. Explain 12 types of Verbs (Transitive Verbs, Intransitive Verbs, Dynamic/Event Verbs, Static Verbs, Perception/Sensation Verbs, Linking/Copular/Predicative Verbs, Phrasal/Prepositional Verbs, Modal Verbs, Auxiliary/Helping Verb, Hypothesis Verbs, Causative Verbs, and Regular/Irregular Verbs)
3. Use Verbs in sentences correctly and appropriately

Verbs or Non-Verbs

study (verb)	must study (sounds Complete)	to study (sounds complete)
tell (verb)	must tell (sounds complete)	to tell (sounds complete)
always (not the verb)	must always (s the phrase sounds not complete)	To always (the phrase Sounds not complete)
do (verb)	must do	To do
beautiful (not a verb)	must beautiful (the phrases sound not complete)	To beautiful (the phrase sounds not complete)
go (verb)	must go (sounds complete)	To go (sounds complete)

4.3 TYPES OF VERBS

In this session, we will learn 12 types of verbs in English. They are: 1) Transitive Verbs, 2) Intransitive Verbs, 3) Dynamic/Event Verbs, 4) Static Verbs, 5) Perception/Sensation Verbs, 6) Linking/Copular/Predicative Verbs, 7) Phrasal/Prepositional Verbs, 8) Modal Verbs, 9) Auxiliary/Helping Verb, 10) Hypothesis Verbs, 11) Causative Verbs, and 12) Regular/Irregular Verbs. Further information about those verbs read the following explanation:

a. Transitive Verbs

Transitive verbs are action verbs which need an object

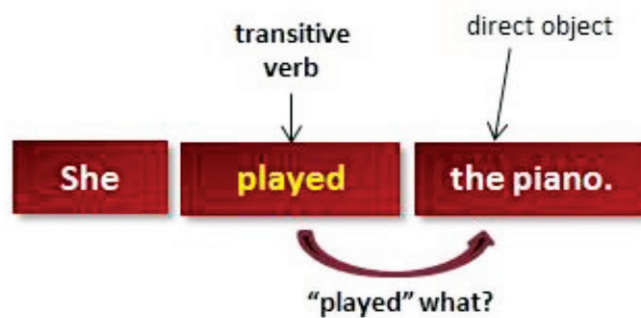


FIGURE 4.2
Transitive Verbs

For examples:

She played the piano
They play football.
Donny rides a bicycle.
My sister made a cake.
Bobby like an orange
My mother cooks Soto.
She bought a bag yesterday.
I know the answer.
Cindy wrote a poem
I am reading a novel
Etc.

b. Intransitive Verbs

Intransitive verbs are actions verbs which don't need an object.

For examples:

The sun shines.
The water flows
The baby was crying.

Some verbs like (cheer, sing, visit,) can be transitive or intransitive, depending on how they are used in a sentence.

For examples:

John sang.
There are many people walk to work in China.
The children play in the field after school.
John always drives very carefully.
Martin and I both joined the competition. He won but I lost.

Some verbs could be transitive or intransitive, (however, the meaning could be different).

Please pay attention to the following examples!

Mr. Ben flies **the plan** very well.

The birds fly high above the sky.

The children play **football** on Sunday

The children play in the yard on Sunday.

My father rides **his motorcycle**

My father rides slowly.

They walk their dog every Sunday.

They walk fast.

c. Dynamic/ Event Verbs

Dynamic/ Event Verbs are the verbs, in which our body movement is involved, these verbs show continued or progressive action on the part of the subject. Examples of dynamic verbs are act, build, complete, design, draw, gather, help, interview, justify, listen, negotiate, outline, perform, record, save, show, travel, uncover, value, write, zoom etc.

For examples:

She was writing a letter.

They are playing in the playground.

We are running together.

I am listening to music.

We are doing our homework.

Debby is drawing a scenery.

My father is reading a magazine.



My mother is cooking Soto.

My sister is sweeping the floor.

Pay attention to the following figure, and memorize the following list of dynamic verbs and a stative verb!

Dynamic Verbs vs Stative Verbs

<p>Dynamic verbs (sometimes referred to as "action verbs") usually describe actions we can take, or things that happen.</p>	<p>Stative verbs usually refer to a state or condition which is not changing or likely to change. The stative verbs cannot normally be used in the continuous (BE + ING) forms.</p>
<ul style="list-style-type: none"> • Examples of dynamic verbs: • become • drink • eat • go • grow • learn • read • run • sleep • talk • type • walk • watch • work • write 	<ul style="list-style-type: none"> • Examples of stative verbs: • hate • like • love • prefer • doubt • seem • know • own • recognize • understand • think (meaning "have an opinion") • mind (meaning "care about") • have (meaning "own")

mystudytips

FIGURE 4.3
Dynamic Verbs VS Static Verb

(Source: <http://englishcorner.altervista.org/dynamic-verbs-vs-stative-verbs-2/>)

d. Static Verbs

Static Verbs are the verbs that express a state rather than an action. They usually show mental feeling, emotions, state a person, place, relationships, sense, and measurements.

For examples:

I believe in God.

It sounds like a great idea.

I feel your sadness.

Please forgive him.

Some verbs like verb to be, think, have and see can be both static verbs and dynamic verbs depending on their meaning.

He is an intelligent teacher. (Static verb)

He is teaching the students. (Dynamic verb)

Non-progressive verbs (Stative verbs)

Emotional States		Mental States	Possession	Sense Perceptions	Other Existing States
care*	amaze	believe	belong	feel*	appear*
dislike	astonish	desire	have*	hear	be*
envy		doubt*	own	see*	consist of
fear		feel*	possess	smell*	contain
hate		forget*		taste*	cost*
like		imagine*		know	exist
love		know			include*
mind		mean*			look*
need		realize			matter
please		recognize			owe
prefer		remember*			resemble
surprise		suppose			seem
want*		think*			sound
appreciate		understand			weigh*

*Verbs with a * can sometimes be used, but it has a special meaning.

FIGURE 4.4
Static Verbs

(Source: <http://www.mycaelab.com/stative-verbs/>)

e. Perception/Sensation Verbs

Perception /sensation verbs are the verbs which show our five senses.

For examples:

Dinda smells the flowers.

Della is listening to the radio.

I feel good today.

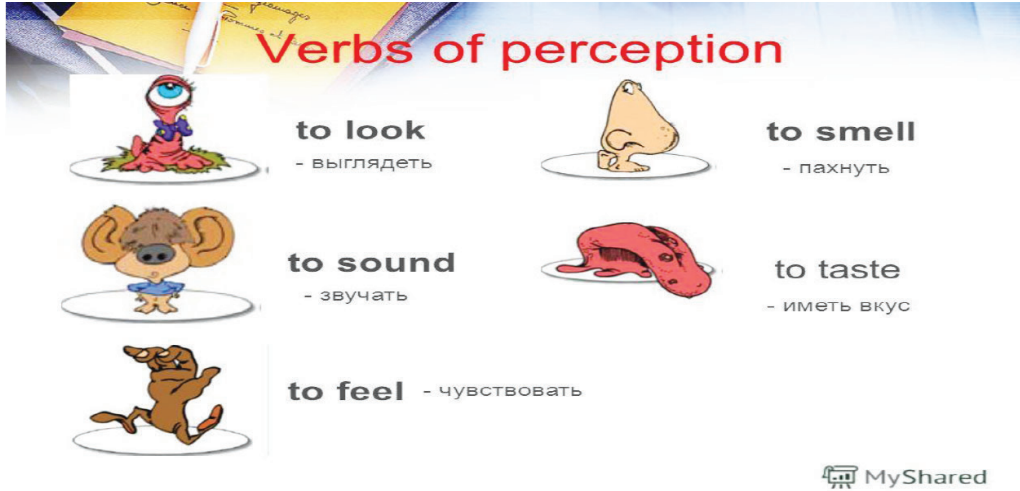


FIGURE 4.5
Perception Verbs

(Source: http://www.pinsdaddy.com/verbs-of-perception_d7Bm9rpYFkm03zfZzLiplELpdTQvWz1c2aHneso1Uf8/)

f. Linking/Copular/Predicating Verbs

Linking/Copular/predicating verbs are Linking verbs which do not express an action. Instead, they connect the subject of the verb to additional information about the subject. These verbs are usually followed by an adjective or a noun. The following verbs are true linking verbs: any form of the verb be (am, is, are, was, were, has been, are being, might have been, etc.), become, and seem. These true linking verbs are always linking verbs. Then we have a list of verbs with multiple personalities: appear, feel, grow, look, prove, remain, smell, sound, taste, and turn. Sometimes these verbs are linking verbs; sometimes they are action verbs.

g. Phrasal/Prepositional Verbs

Phrasal / Prepositional Verbs are the verb which is formed by the combination of a preposition or adverbial particle.

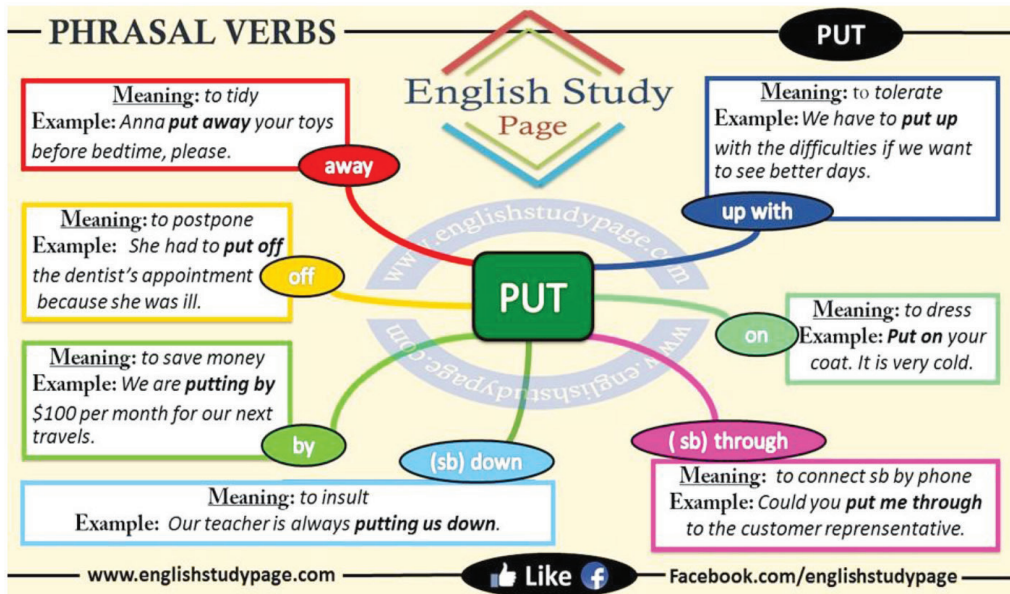


FIGURE 4.6
Put Phrasal Verbs

Because a preposition always has an object, all prepositional verbs have direct objects.

For examples:

I **put off** the lecturer's appointment because she was ill.

Diana **looks for** her cat.

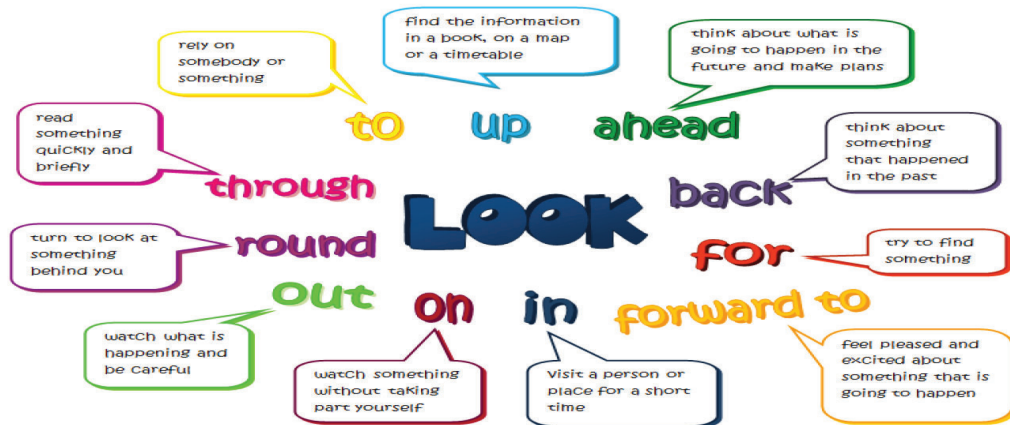


FIGURE 4.7
Look Phrasal Verbs

h. Modal Verbs

Modal verbs are words like can, could, may, might, shall, should, will, would, must, ought to etc. They are used with other verbs to express ideas such as possibility, prediction, speculation, deduction, and necessity. Or modal verbs show different moods and attitudes of the speaker.

For examples:

You should work hard

The weather may be colder tomorrow.

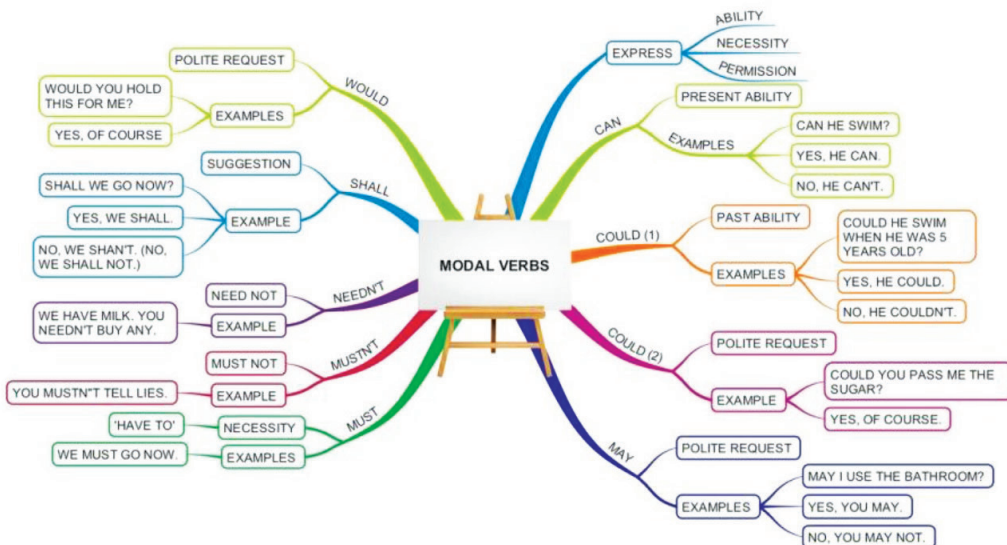


FIGURE 4.8
Modal Verbs

(Source: <https://www.biggerplate.com/mindmaps/qGhtlapK/english-grammar-modal-verbs>)

i. Helping Verbs/Auxiliary Verbs

Auxiliary (or Helping) verbs are used together with the main verb to show the verb's tense or to form a negative or question. The most common auxiliary verbs are: have, has, had, do, does, did and to be verbs.

For examples:

Have they completed the assignment?

Ali is writing an e-mail to a client at the moment

Helping Verbs		
am	have	do
are	has	does
is	had	did
was	can	is
were	could	may
be	should	might
being	will	must
been	would	

FIGURE 4.9
Helping Verbs

(Source: <https://sites.google.com/a/pvlearners.net/ms-van-dusen-s-site/writing/grammar-overview/helping-verbs>)

j. Hypothesis Verbs

Hypothesis verbs are usually followed by subjunctives. Here, we wish against the present facts in the present, and the formulas are given like;

1. Sub + wish + (that) + sub. + the past indefinite tense
2. Sub + wish + (that) + sub. + were + object
3. Sub + wish + (that) + sub. + had + object

For examples:

I wish that he kissed me. (Means he does not kiss me)

I wish that Bony were a good man. (Means he is not a good man)

She wishes that I had the latest handphone. (Means I don't have the latest handphone)

Here, we wish against the past facts in the present, and the formulas are given like;

1. Sub + wish + (that) + sub + the past perfect tense
2. Sub + wish + (that) + sub. + had been + object
3. Sub + wish + (that) + sub. + had had + object

For examples:

I wish that Dian had taken admission. (Means Dian did not take admission)

I wish that I had been in New York. (Means I was not in New York)

She wishes that I had had a car. (Means I didn't have a car)

k. Causative Verbs

Causative verbs mean verbs that require someone to do something for us. In causative verbs, we do not perform an action directly, but we get it done indirectly by someone else means by the second person. The formula will be changed according to the absence or presence of the second person. English has three true causative verbs: let, have, make, but there are other verbs such as cause, allow, help, enable, keep, hold, force, require and persuade indeed which are not causative verbs but similarly used as causative verbs. Please read the following list of causative verbs and pay attention to the example given!

• make	• employ	• hire
• have (get)	• permit	• lead
• let	• motivate	• inspire
• allow	• convince	• force
• get	• assist	• bribe
• help	• encourage	• pay
• require	• persuade	

FIGURE 4.10
Causative Verbs

Example:

My mother makes me buy some vegetables.

My sister got Cindy to clean her bedroom.

Diana let her friends come to her house.

Shanty allowed her shoes borrowed.

They get the driver to buy gasoline.

“LET”/“MAKE”/“HAVE”/“GET”
(causative verbs – cause someone to do something)

LET + person + verb: allow someone to do something
“Let them eat cake.”
“If Peter does all his homework, I will let him play with his Xbox.”

MAKE + person + verb: force someone to do something
“A dictator can make his people do whatever he wants.”
“Mother, I’m an adult – you can’t make me wear those stupid clothes!”

HAVE + person + verb: give someone the responsibility to do something
“Jones, have the secretary choose some flowers for my wife.”
“Tomorrow I will have the mechanic examine my car.”

GET + person + TO + verb: convince someone to do something
“John is so much in love with me, I can get him to do anything I want.”
“I can never get my husband to cook dinner.”

Hägar Language School
<http://hagarlanguages.wordpress.com/>

FIGURE 4.11
Causative Patterns

Please memorize these patterns!

S+ LET/MAKE/HAVE+ OBJECT (Person) +V1

S+ LET/MAKE/HAVE+ OBJECT (Person) +V1

S+ GET/ALLOW/FORCE (beside let, make, have) + OBJECT (Benda) + TO +V1

S+ GET/ALLOW/FORCE (beside let, make, have) + OBJECT (Benda) + V3

I. Regular and Irregular Verbs

Regular verbs are those verbs whose past tense and past participle (2nd and 3rd forms) are formed by adding “d” or “ed” to the end of the verb.





























Irregular verbs are those verbs that do not take ‘ed’ ending for their past tense and past participle (2nd and 3rd forms).

Pay attention to the following example of regular and irregular verbs list!

Example of Regular and Irregular Verbs

No.	REGULAR VERBS			IRREGULAR VERBS		
	PRESENT	PAST	PAST PARTICIPLE	PRESENT	PAST	PAST PARTICIPLE
1.	Accept	Accepted	Accepted	Awake	Awoke	Awoken
2.	Act	Acted	Acted	Beat	Beat	Beaten
3.	Achieve	Achieved	Achieved	Become	Became	Become
4.	Admire	Admired	Admired	Begin	Began	Begun
5.	Arrive	Arrived	Arrived	Bet	Bet	Bet
6.	Ask	Asked	Asked	Bite	Bit	Bitten
7.	Attack	Attacked	Attacked	Blow	Blew	Blown
8.	Bake	Baked	Baked	Break	Broke	Broken
9.	Behave	Behaved	Behaved	Bring	Brought	Brought
10.	Blame	Blamed	Blamed	Build	Built	Built
11.	Borrow	Borrowed	Borrowed	Catch	Caught	Caught
12.	Call	Called	Called	Choose	Chose	Chosen
13.	Cancel	Canceled	Canceled	Come	Came	Come
14.	Carry	Carried	Carried	Do	Did	Done
15.	Celebrate	Celebrated	Celebrated	Draw	Drew	Drawn
16.	Clean	Cleaned	Cleaned	Drink	Drank	Drunk
17.	Climb	Climbed	Climbed	Eat	Ate	Eaten
18.	Close	Closed	Closed	Feel	Felt	Felt
19.	Compare	Compared	Compared	Fight	Fought	Fought
20.	Complete	Completed	Completed	Find	Found	Found

100 MOST COMMON ESL IRREGULAR VERBS LIST

Base Form	Past Simple	Participle		Base Form	Past Simple	Participle
awake	awoke	awaken		lie	lay	lain
be	was/were	been		lose	lost	lost
beat	beat	beaten		make	made	made
begin	began	begun		mean	meant	meant
bite	bit	bitten		meet	met	met
blow	blew	blown		pay	paid	paid
break	broke	broken		put	put	put
bring	brought	brought		quit	quit	quit
build	built	built		read	read	read
buy	bought	bought		ride	rode	ridden
catch	caught	caught		ring	rang	rung
choose	chose	chosen		rise	rose	risen
come	came	come		run	ran	run
cost	cost	cost		say	said	said
cut	cut	cut		see	saw	seen
do	did	done		seek	sought	sought
deal	dealt	dealt		sell	sold	sold
dig	dug	dug		send	sent	sent
dream	dreamt	dreamt		set	set	set
draw	drew	drawn		sew	sewed	sewn
drink	drank	drunk		shake	shook	shaken
drive	drove	driven		shine	shone	shone
eat	ate	eaten		shoot	shot	shot
fall	fell	fallen		show	showed	shown
feed	fed	fed		sing	sang	sung
feel	felt	felt		sink	sank	sunk
fight	fought	fought		sit	sat	sat
find	found	found		sleep	slept	slept
fly	flew	flown		slide	slid	slid
forget	forgot	forgotten		speak	spoke	spoke
forgive	forgave	forgiven		spend	spent	spent
freeze	froze	frozen		spread	spread	spread
get	got	gotten		stand	stood	stood
give	gave	given		steal	stole	stolen
go	went	gone		stick	stuck	stuck
grow	grew	grown		strike	struck	stricken
hang	hung	hung		swear	swore	sworn
have	had	had		sweep	swept	swept
hear	heard	heard		swell	swelled	swollen
hide	hid	hidden		swim	swam	swum
hit	hit	hit		swing	swung	swung
hold	held	held		take	took	taken
hurt	hurt	hurt		teach	taught	taught
keep	kept	kept		tear	tore	torn
know	knew	known		tell	told	told
lay	laid	laid		think	thought	thought
lead	led	led		wear	wore	worn
leave	left	left		weep	wept	wept
lend	lent	lent		win	won	won
let	let	let		write	wrote	written

Copyright © 2013. englishworksheets.com. All rights reserved.

FIGURE 4.12
100 Most Common ESL Irregular Verbs List
 (Source: Englishworksheets.com)

4.4 SUMMARY


Verbs are words which show an action. There many types of verbs such as transitive verbs, intransitive verbs, Dynamic verbs, static verbs, perception verbs, modal verbs, helping verb, hypothesis verb, causative verb, and regular and irregular verbs.

4.5 EXERCISES

Task 1: Answer the following question correctly

1. What are Verbs?
2. Mention types of verbs that you have learned!
3. Explain 12 the types of verb that you have learned!
4. Make 5 sentences using transitive verb!
5. Make 5 sentences using intransitive verb!
6. Make 5 sentences using dynamic verb!
7. Make 5 sentences using static verb!
8. Make 5 sentences using perceptual verb!
9. Make 5 sentences using prepositional verb!
10. Make 5 sentences using linking verb!
11. Make 5 sentences using modal verb!
12. Make 5 sentences using causative verb
13. Make 5 sentences using regular verb!
14. Make 5 sentences using irregular verb!
15. Make 5 sentences using hypothesis verb!

Task2: Pay attention to the following picture please make sentence based on the verbs stated on the picture!



(Source: <http://pediaa.com/what-are-action-verbs/>)

Task3: Decide whether the following sentence using a transitive verb or intransitive verb!

1. They often play snake and ladder in my home. (.....)
2. My father and my mother work in the field on Sunday (.....)
3. The store opens at 8 o'clock. (.....)
4. I drive my car carefully. (.....)
5. The dog jumped over the fence. (.....)
6. My brother likes his new coats. (.....)
7. She walks the dog every Saturday. (.....)
8. Will you go with me to the beach? (.....)
9. The boys are skating in the park. (.....)
10. Dad is making sandwiches. (.....)
11. They went to school. (.....)
12. She buys fruits at the supermarket. (.....)
13. Cindy found a cute cat. (.....)
14. We are learning Japanese. (.....)
15. Anna was reading an interesting book. (.....)
16. I usually go to the beach with my family on Sunday. (.....)
17. The dog is sleeping under the tree. (.....)
18. They sang a beautiful song. (.....)
19. My aunt made a delicious cake yesterday. (.....)
20. She sweeps the floor every day. (.....)

Task 4 Action Verb Search




1


R	Q	L	G	F	G	U	G	I	V	L	K	B	R	D	Q
J	E	E	A	S	N	V	J	N	N	B	L	A	J	J	S
M	R	E	N	N	I	D	N	A	I	E	S	L	T	D	K
G	Q	P	H	A	H	Y	Z	L	H	K	T	L	X	A	L
F	T	Q	N	H	C	R	L	A	U	C	C	I	T	A	W
R	X	E	R	L	T	F	U	H	L	E	C	I	K	Q	O
S	P	G	L	E	A	H	L	E	O	G	A	B	K	N	P
S	E	N	B	C	W	S	A	Y	N	U	G	T	T	E	G
W	G	I	H	Z	Y	N	T	I	I	N	S	E	I	N	K
R	N	D	O	E	I	C	R	N	O	N	U	E	I	N	Q
E	I	I	T	N	D	E	I	S	A	O	G	H	I	G	G
V	N	R	G	E	T	A	P	B	R	L	S	O	T	D	G
K	G	K	N	A	N	E	W	S	P	A	P	E	R	Y	V
F	I	X	W	P	C	X	G	A	W	Q	U	L	L	A	B
N	S	M	S	E	H	S	I	D	L	S	B	C	W	Q	K
C	Z	B	L	K	O	H	R	E	A	D	I	N	G	O	F



2



3



4

Find the following words in the puzzle




5

ball	flying	riding
bicycle	house	signing
cleaning	kicking	song
dinner	kite	washing
dishes	newspaper	watching
eating	plants	watering
	reading	




6

Word Association Exercise




7


<p style="text-align: center; margin: 0;"><u>Action Words (verbs)</u></p>	<p style="text-align: center; margin: 0;"><u>Names of things (nouns)</u></p>
---	--



8



9



10

Task 5: Complete the following sentences by underlying the correct answer!

1. The teacher (got/force/made) the students do the test carefully.
2. Tina (gets/get/lets) her brother to get rid a mouse in her bedroom.
3. Ahmad (got/let/made) his competent mechanic to repair the car yesterday.

4. She (let/got/allowed) her daughter put the cherries on the cake.
5. I (have/ got/allowed) my mother buy a new bag for her friend's birthday.
6. My brother (let/made/got) his friends to come to our house.
7. Fikri (lets/make/have) Dani buy a new pencil for him.
8. I (get/ make/let) my mother to cook my favorite food.
9. They (got/made/forced) their lecturer explain the lesson clearly.
10. Lina (got/made/had) her father to come to her school as soon as possible.

Task 6: Complete the V2 and V3 of these following words!

No.	V1	V2	V3
1	See
2	Rise
3	Read
4	Lead
5	Put
6	Get
7	Make
8	Think
9	Write
10	Teach
11	Swim
12	Know
13	Build
14	Forget
15	Understand
16	feel
17	beat
18	choose
19	tell
20	Spend



Chapter 5

Adverbs



5.1 INTRODUCTION

In this chapter, the students will learn what are Adverbs and 5 Types of Adverbs they are: Adverbs of Manner, Adverbs of Times, Adverbs of Place, Adverbs of Frequency, and Adverbs of Degree. After studying this chapter, the students will be able to:

1. Identify what are Adverbs?
2. Explain 5 types of Adverbs that they have learned and
3. Use Adverbs in sentences correctly and appropriately

In order the students are able to comprehend the material well, they must

1. Read all the materials in this chapter carefully
2. Learn the examples given
3. Read the summary and
4. Do the exercises correctly and appropriately

5.2 WHAT ARE ADVERBS?

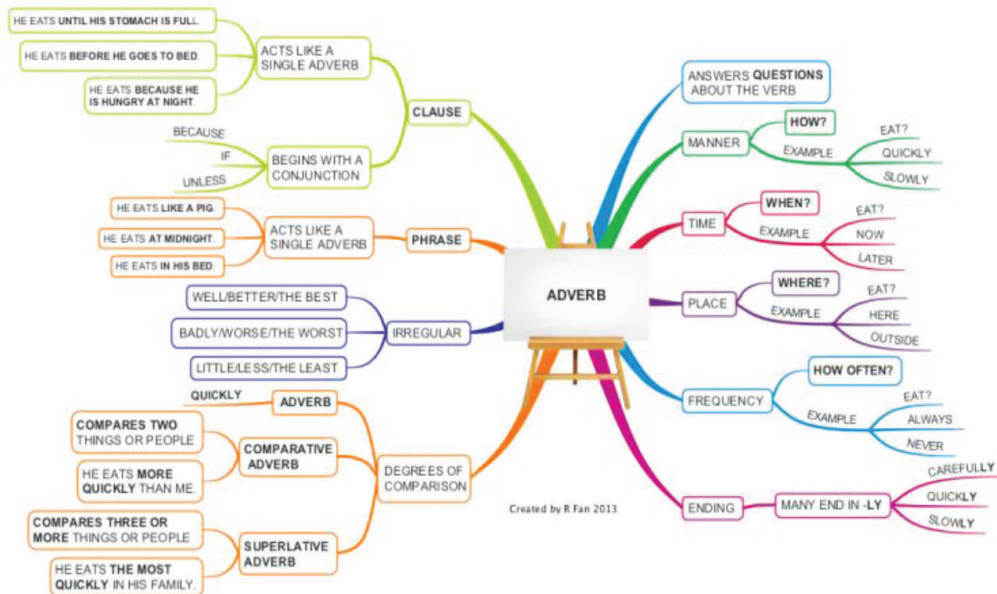


FIGURE 5.1
Adverb Mind Map

(Source: <https://www.biggerplate.com/mindmaps/cuCrJaWS/english-grammar-adverb>)

Adverbs are words that tell us more about verbs, adjectives and other adverbs. Many adverbs end in “ly”. You make these adverbs by adding “ly” to adjectives. (Sargeant, 2007:95) but not all of the adverbs are ending with ly. For example: fast, well, hard etc.

5.3 TYPES OF ADVERBS

In this lesson we will learn 5 types of adverb they are; 1) Adverbs of Manner, Adverbs of Times, 3) Adverbs of Place, 4) Adverbs of Frequency, and 5) Adverbs of Degree. Further information read the explanation below!

a. Adverbs of Manner

Adverbs of manner explain the way of people doing. (How they do)



FIGURE 5.2
Adverbs of Manner

(Source: <https://study.com/academy/lesson/what-is-an-adverb-of-manner-definition-examples.html>)

For examples:

Denny runs **quickly**.

Students answer the teacher's question **correctly**.

My brother drives his car **carefully**.

The plane landed **safely**.

Arva plays the guitar **skillfully**.

She explains the lesson **clearly**.

They do their tasks **carelessly**.

Diana speaks English **fluently**.

She sings a song **beautifully**.

Dony swims **well**

They study **hard**

b. Adverbs of Times

Adverbs of Time explains when people are doing something. It answers the question “when?”



FIGURE 5.3
Adverbs of Time

(Source: <https://loretoinglesprimaria.wordpress.com>)

For examples:

I'm going to Surabaya **tomorrow**.

The bus has **already** left.

We moved into our new house **last month**.

My family goes to the beach **every Sunday**.

My favorite movie program starts at **8 o'clock**.

I went to Malang **last night**

They are going to Bali in **June**.

She'll leave this city **as soon as possible**.

I will be a doctor **next year**.

Is Bella working **today**?

c. Adverbs of Place

Adverbs of place are adverbs which answer the question “where?”



FIGURE 5.4
Adverb of Place

(Source: <https://study.com/academy/lesson/what-is-an-adverb-of-place-definition-examples.html>)

For examples:

Jane Stood **inside the store**
My mother cooks **in the kitchen**
The students are studying **in school**
My father works **at the office**.
She is playing **outside**
I couldn't find my pencil **anywhere**.
I saw many deer **at the zoo**.
Etc.

d. Adverbs of Frequency

Adverbs of Frequency answer the question “how often?”

For examples:

Arva plays the piano **regularly**.

The children always play football on Sunday.

I'll **never** disturb you.

Have you **ever** been to New York?

We've been to Borobudur Temple **twice**.

The stores are often very busy at 10' o'clock.

The Magazine is delivered **monthly**.

We go to school **every day**.

I clean my house **every week**.

I go to Bali **twice a year**.

Etc.

The movie was just **terrible**.

Bella sings quite **beautifully**.

Etc.

e. Adverbs of Degree

Adverbs of Degree are words that tell us about the intensity of something. Adverbs of degree are usually placed before the adjective, adverb, or verb that they modify, although there are some exceptions. The words “too”, “enough”, “very”, and “extremely” are examples of adverbs of degree.

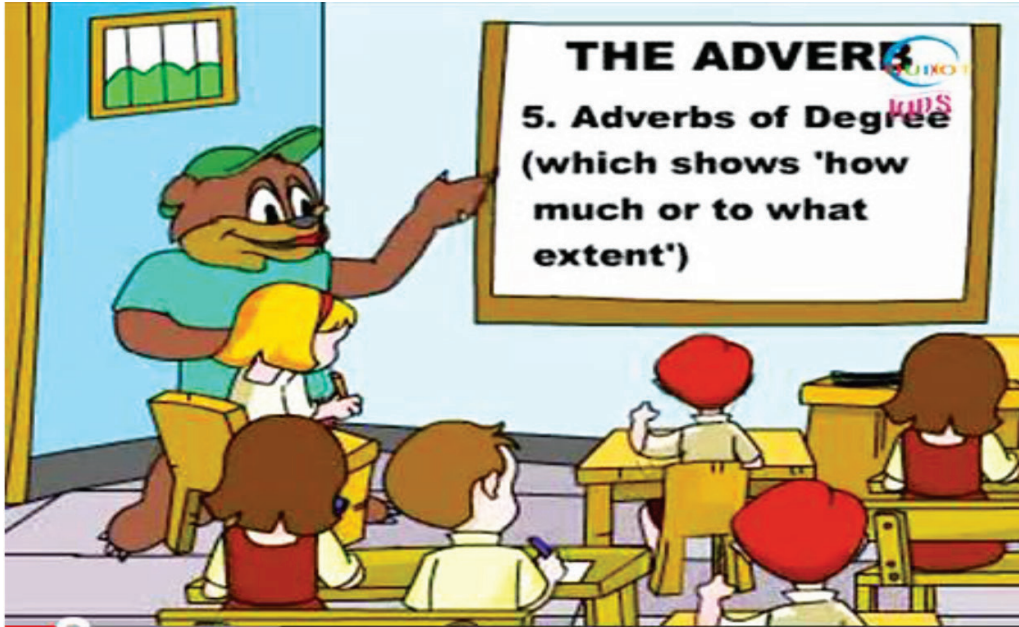


FIGURE 5.5
Adverbs of Degree

(Source: <http://adverbspartial.blogspot.com/2012/07/adverbs-of-degree-or-quantity.html>)

Adverb of degree	Modifying	Example
Extremely	adjective	The tea was extremely hot
quite	adjective	The class is quite comfortable
just	verb	The plane was just landing
Almost	verb	They have almost done
very	adverb	My father works very hard
too	adverb	They are walking too fast
enough	adverb	The students are doing their task fast enough

5.5 SUMMARY

Adverbs generally can be defined as words that modify verbs. We have learned many kinds of adverb such as 1) adverbs of manner (answer the question How) , 2) Adverbs of times (answer question when), 3) Adverbs of Place (answer the question where), 4) Adverbs of Frequency (answer the questions how often), and adverb of degree (tell the intensity).

5.5 EXERCISES

Task1: Complete the following sentence with a correct adverb!

1. My uncle is a careful driver. He drives his car.....
2. Rani is slow. She walks.....
3. Dina's English is fluent. She speaks English
4. My father is angry. She shouts
5. Riko is a loudspeaker. He speaks
6. Rina is a bad singer. She sings.....
7. Arva is a nice guitar and player. He plays the guitar and the piano.....
8. My mother is a hard worker woman. She works
9. Fikri is a good painter. He paints.....
10. Our homework is very easy. We can do it

Tasks 2: Make 5 sentences using the adverb of time!

1. Tomorrow
.....
2. Monday
.....
3. A week ago
.....
4. Next year
.....
5. December
.....

Task 3: Rearrange into good sentences and underlying the adverb of place in those sentences!

1. is / over there / the drugstore
.....

2. to the beach / go / let's
.....
3. the bathroom / downstairs / is
.....
4. playing / the children / are / outside / football
.....
5. Rina / not / been / here / has
.....
6. the bedroom / is / upstairs
.....
7. were / everywhere / we / for / looking / him
.....
8. I / anywhere / you / find / couldn't
.....
9. ? / there / a police station / nearby / is
.....
10. must / you / walk / back home
.....

Tasks 4: Complete with the best answer!

1. Iget up at 5 o'clock every morning.
2. My sister is very diligent, she is.....late
3. Do yougo to the beach on Sunday?
4. When do yougo on Monday until Friday?
5. I.....watch the movie.

Task 5: Make sentences by using these following adverbs of degree!

1. Extremely
.....
2. Too
.....
3. Very
.....
4. Almost
.....
5. Enough
.....



Chapter 6

Prepositions



6.1 INTRODUCTION

In this chapter, the students will learn what are Prepositions and 7 Types of Preposition which include: Preposition of time, prepositions of Place, Prepositions of direction, Prepositions of Agent, Prepositions of Reason, Prepositions of Instrument, and Prepositions of Possession. After studying this chapter, the students will be able to:

1. Identify what are Prepositions?
2. Explain 7 types of Prepositions and
3. Use Prepositions in sentences correctly and appropriately

In order the students are able to comprehend the material well, they must

1. Read all the materials in this chapter carefully
2. Learn the examples given
3. Read the summary and
4. Do the exercises correctly and appropriately

6.2 WHAT ARE PREPOSITIONS?

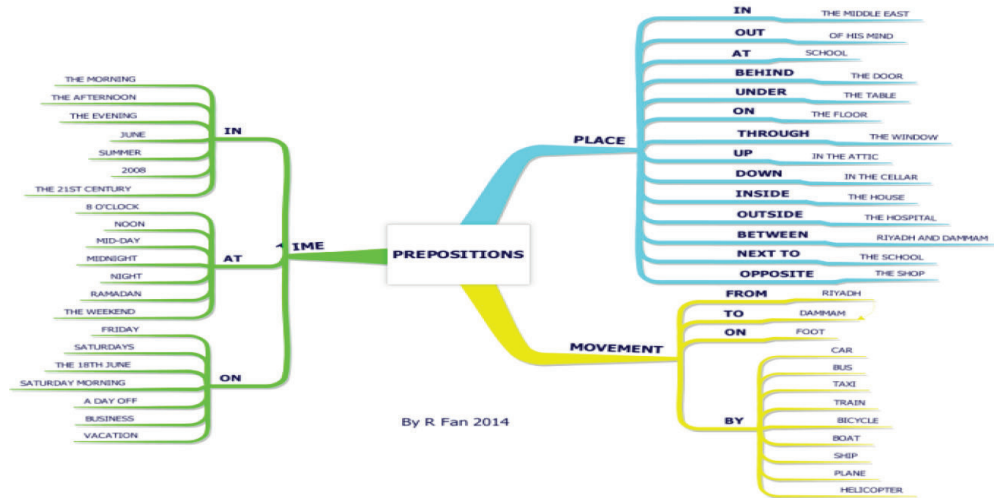


FIGURE 6.1
Prepositions Mind Map

(Source: <https://www.biggerplate.com/mindmaps/sHnOUzH1/prepositions>)

According to Oxford dictionary Prepositions is a word such as after, in, to, on, and with. Prepositions are usually used in front of nouns or pronouns and they show the relationship between the noun or pronoun and other words in a sentence. Another prepositions example, please see in the following list

List of Prepositions

about	above	according to	across	after	against	along
along with	among	apart from	around	as	as for	at
because of	before	behind	below	beneath	beside	between
beyond	by	by means of	concerning	despite	down	during
except	except for	excepting	from	in	in addition to	in back of
for	in case of	in front of	in place of	inside	in spite of	instead of
into	like	near	next	of	off	on
onto	on top of	out of	outside	over	past	regarding
out	round	since	through	throughout	till	to
toward	under	underneath	unlike	until	up	upon
under	underneath	unlike	until	up	upon	up to
with	within	without				

(Source: <http://eslcforum.forumactif.com/t211-prepositions>)

6.3 TYPES OF PREPOSITION

In this session we will learn **7 types of preposition: Preposition of time, prepositions of Place and Prepositions of direction, Prepositions of Agent, Prepositions of Reason, Prepositions of Instrument, and Prepositions of Possession**

a. Prepositions of Time

A preposition of time is a preposition that refers to a particular time period, for examples: a date on the calendar, one of the days of the week, or the actual time something happens. Prepositions of time include: At, In, On, For, Since, By, etc.

AT

At is preposition of time that can be used to talk about clock times, holidays and festivals, and other very specific time frames.

For examples:

Budi always goes to school at 6 am.

Let's meet at break time for a tea.

IN

In is preposition of time that can be used to talk about months, seasons, years, centuries, general times of day, and longer periods of time such as “in the past.”

Months	Seasons	Years	Period of the Day
In January	In the summer	In 1945	In the afternoon
In November	In the spring	In 1981	In the morning
In July	In the winter	In 1980	In the evening
In October	In the autumn	In 2003	In the night: (Wrong)
In April		In 2004	at night (correct)
In June		In 2005	
In September		In 2010	
In February		In 2012	
In March		In 2014	
In December		In 2015	

For examples:

My father retired in August.

They will go home in 1 week.

Dian was born in 1981.

The scenery in the morning is very beautiful.

ON

“On” is preposition of time that can be used to talk about certain days of the week or portions of days of the week, specific dates, and special days such as “on New Year’s Day.”

Pay attention to the following example:

I will meet you on Sunday

The seminar will be held on 12 April.

I will go home on New Year’s Day.

FOR

For is preposition of time that can be used to talk about a period of time/length of time.

For examples:

Siska has been living there for 8 years.

I have been studying English for 4 months.

John has been doing his homework for 2 hours.

SINCE

Since is preposition of time that can be used to talk about the start of a period of time.

For examples:

We have been living in Jakarta since December.

I have been in New York since 2010.

BY

By is preposition of time that can be used to talk about “not later than” or any time until this point (a deadline).

For examples:

- My Father said I have to be home by 9 pm.
- Siska must submit her homework by tomorrow.
- We must replay the email by next week.

The following mind map is a summary of the use of preposition of time at, in and on, you may learn this to add your understanding about preposition of time at, in, and on.

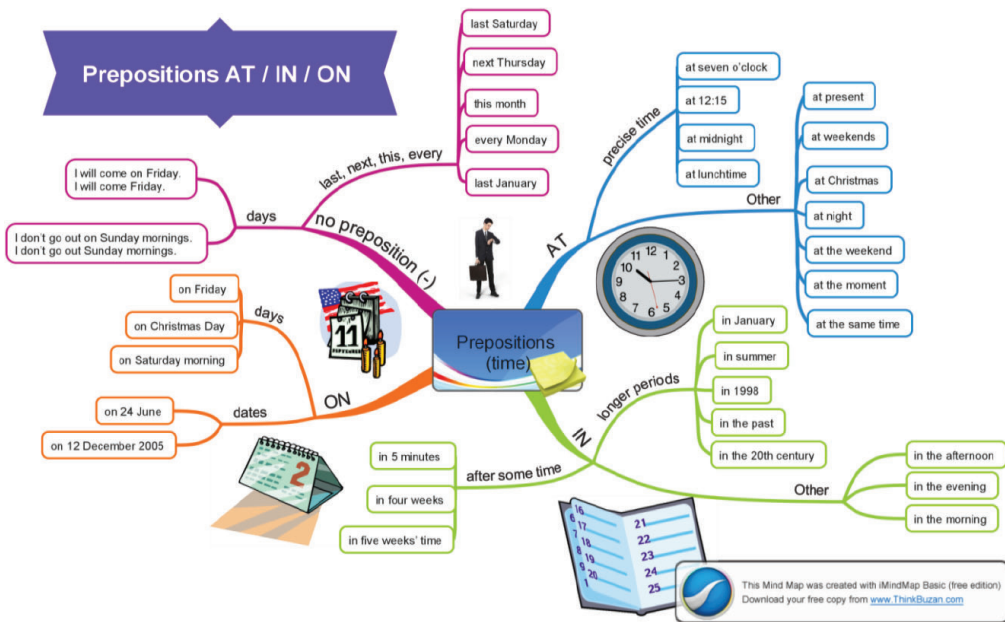


FIGURE 6.2
Mind mapping of Preposition of Time

(Source: <http://www.enggames.eu/wp-content/uploads/2014/01/Prepositions-time.png>)

b. Preposition of Place

A preposition of place is a preposition that can be used to show where something or someone is located. Please pay attention to the following pictures!




FIGURE 6.3
Preposition of Place

(Source: <https://www.easypacelearning.com/all-lessons/grammar/762-prepositions-of-place-learning-english>)

The following are examples of the use of preposition of place!

1. I am waiting for my husband at the train station
2. The drugstore is at the end of the street.
3. My bus stopped at Kediri and Mojokerto and arrived in Surabaya one hour late.
4. When will he arrive at the school?
5. Does your mother work in a hospital?
6. I have a conference on English Language Teaching in Yogyakarta.
7. Does your grandmother live in Solo?
8. Mars is in the Solar System.
9. The author's name is on the cover of the book.
10. The teacher writes the lesson on the whiteboard.
11. Rani is sitting between Tika and Rina.
12. The bank is in front of the post office.
13. The cat is under the table.
14. My house is beside Dina's house.
15. The teacher is explaining the lesson in front of the class.
16. The birds fly above the sky.
17. The pen is in the pencil case.
18. The book is on the table.
19. The dog is behind the house.
20. I live at Jl. Mawar No.10 Blitar.

c. Prepositions of Direction/Movements

We can call a preposition of direction as preposition of movement. It helps us understand the direction of the noun or pronoun. The direction of the noun or pronoun is directly related to their movement.

For examples:

- They threw a hat at John
They run across the street.
Banu threw the ball to Bima.
We flew from Surabaya to Jakarta
The water went into the cup.
Rocky jumped into the river.
She was coming towards him.

Another example of preposition of direction, please see the following figure!





<ul style="list-style-type: none"> • climb <u>onto</u> a table • go <u>into</u> a room • run <u>up</u> the stairs • go <u>down</u> the stairs • run <u>along</u> the road • <u>swim</u> across the river 	<ul style="list-style-type: none"> • run <u>across</u> the street • enter <u>through</u> a door • walk <u>towards</u> the lake • cycle <u>around</u> the park • run <u>away from</u> danger • go <u>to</u> the beach 
<h2>PREPOSITIONS OF DIRECTION</h2>	
<ul style="list-style-type: none"> • fall <u>off</u> a bike • jump <u>over</u> the fence • walk <u>past</u> a big house • run <u>out of</u> the room • run <u>from</u> him <u>to</u> her • come <u>from</u> a village 	<ul style="list-style-type: none"> • drive <u>past</u> the man • walk <u>down</u> the street • climb <u>up</u> the tree • go <u>through</u> a tunnel • jump <u>into</u> the water • walk <u>around</u> the city <div style="text-align: center;">+</div> 

FIGURE 6.4
Prepositions of Direction

(Source: <https://learnenglishwithafrica.com/short-story-under-with-prepositions-level-b1-b2/>)

d. Prepositions of Agent

Preposition for agent is a preposition that can be used to show someone or something does an action on the subject of the sentence where in the action is always a passive verb.

For example:

The Mona Lisa was painted by Leonardo da Vinci.

This book is written by N.H. Dini.

The programs of our English Conversation Club were presented by Tiara.

The wedding party was organized by my sister.

America was discovered by Christopher Columbus.

The car was repaired by my brother

The letter was written by Lucky.

My room is being cleaned by Shinta..

This poem was written by Robert Frost.

e. Prepositions of Reason

Preposition of Reason is preposition that can be used to express the reason or cause behind an event.

For examples:

Sonya was feeling very sad because her grandmother passed away yesterday

He wrote a letter to his girlfriend on account of his missing.

I did not visit the hospital again on account of the poor quality of service.

I didn't go to school because of my illness

I couldn't go to America because of the money.

f. Prepositions of Instrument

Prepositions of instrument are preposition that used to join nouns (instrument, machine or device) in sentences.

For examples:

She goes to school by bus.

Laela goes to my house on foot.

He opened the door with the key

I wrote a letter with a pen.

I travel by plane.

g. Prepositions of Possession

The **Possessive form** is used in a sentence in context of things that belong to a person or animal. We can also use it to show a connection between things. Some of the most commonly used prepositions of Possession are of, with and to.

For examples:

This is the house of Mr. Shodik.

He's the boy with the red bag.

The villa on the mountain belongs to my family.

Of: This preposition of possession is usually used for cities, countries, people, and possessive pronouns. **Of** is placed in a sentence to show possession of a place like a city, country or people or possessive pronouns like mine, yours, etc.

Usual form: *Of + noun/possessive pronoun (mine, yours, his, hers)*

The preposition *of* explains to whom the person or an object belongs to.

For examples:

Jakarta is the capital of Indonesia.

This is the book of my brother.

He is a friend of ours.

With: With is used with objects/materials/animals, accents, and physical characteristics. To fully understand this definition, read the examples below and come back again to this definition to see what we mean:

Usual form: *With + adjective/noun*

For examples:

I met a woman with a red dress

The man with the thick mustache is my father.

The dog with a long tail is mine.

To: A preposition that shows possession, this is usually used in the expression “belong to”.

Usual form: *To + object pronouns (it, him, her)*

For examples:

This pen belongs to Rani.

The car belongs to my uncle.

The handphone belongs to Shinta.

6.4 SUMMARY

Prepositions are words that can be used to join nouns, pronouns, or phrases to other words within a sentence. They act to join the people, objects, time and locations of a sentence. Preposition can be classified into 7 categories that are: Preposition of time (in, at, on, since, for, etc.), Prepositions of Place (in, at, on, in front of, behind, between, etc.), Prepositions of direction (into, onto, along, across, towards, etc.), Preposition of Agent (by), Prepositions of Reason (because, because of, due to, on account of, etc.), Prepositions of Instrument (by, with), and Prepositions of Possession (of, with, to). Prepositions are usually short words, and they are normally placed directly in front of nouns.

6.5 EXERCISES

Task 1: Complete with the correct preposition of time!

1. Sunday
2. the afternoon
3. the 12th century
4. spring
5. night
6. 12 PM
7. the weekend
8. summer
9. midnight
10. 2020

Task 2: After you wrote your answer please try to make sentences!

1.
2.
3.
4.
5.
6.
7.
8.
9.
10.

Task 3: Complete the following sentences using the correct preposition!

1. Rani went to the beach today. She told she will be back 2 days.
2. All your tasks must be submitted Friday!
3. Mr. Ronald is teaching the students at the moment. I'll ask him to call you back 30 minutes.
4. There's an important meeting startingnoon.
5. Please don't call your teacher night. Just send him an email.
6. They have been working on this project..... last month.
7. The University was built1945
8. I haven't seen her since last Tuesday.
9. We should always think about the poor at Eid Mubarak
10. We've been supplying them for 6years.

Task 4: Complete the following sentences with a correct preposition!

1. Bella was impressed _____ his writing
2. She laughed at _____ everyone.
3. Let's start _____ Lesson two.
4. She prepared dinner _____ herself.
5. Rina went _____ him to Bali.
6. They should have arrived _____ now.
7. The doctor advised her to come _____ 08.00.
8. Dina spoke to me _____ a smile.
9. They go to work _____ car every day.
10. What did you do _____ that motorcycle?
11. May I leave this food _____ you?
12. They usually go to school _____ bus.
13. Would you like to dance _____ me?
14. We went there _____ bus and train.
15. Mr. Bahrul went to the airport _____ car.
16. She wasn't dancing _____ him then.
17. Mr. Ari Rohman is respected _____ everyone.
18. Are you through _____ your homework?
19. The thief got away _____ the money.
20. Did they come _____ bus or _____ train?

Task 5: Make a good sentence by using:

1. Preposition of Possessive
.....
2. Preposition of Reason
.....
3. Preposition of Agent
.....
4. Preposition of Instrument
.....
5. Preposition of Direction
.....

Chapter 7

Conjunctions



7.1 INTRODUCTION

In this chapter, the students will learn what are conjunctions and 3 Types of conjunctions which include Coordinating Conjunctions, Subordinating Conjunction, and Correlative Conjunctions.

After studying this chapter, the students will be able to:

1. Identify what are conjunctions?
2. Explain 3 types of conjunctions that they have learned and
3. Use conjunctions in sentences correctly and appropriately

In order the students are able to comprehend the material well, they must

1. Read all the materials in this chapter carefully
2. Learn the examples given
3. Read the summary and
4. Do the exercises correctly and appropriately

7.2 WHAT ARE CONJUNCTIONS

According to Mew and Seaton (2007:135), conjunctions are linking words such as: and, or, but that can be used to connect words or sentences. Furthermore, Merriam-Webster Dictionary defines conjunctions as words that join together other words or groups of words. It means that conjunctions are words that have function to join words/phrases in a sentence.

7.3 TYPES OF CONJUNCTION

There are 3 types of Conjunction, they are 1) Coordinating Conjunctions, 2) Subordinating Conjunction, and 3) Correlative Conjunctions.

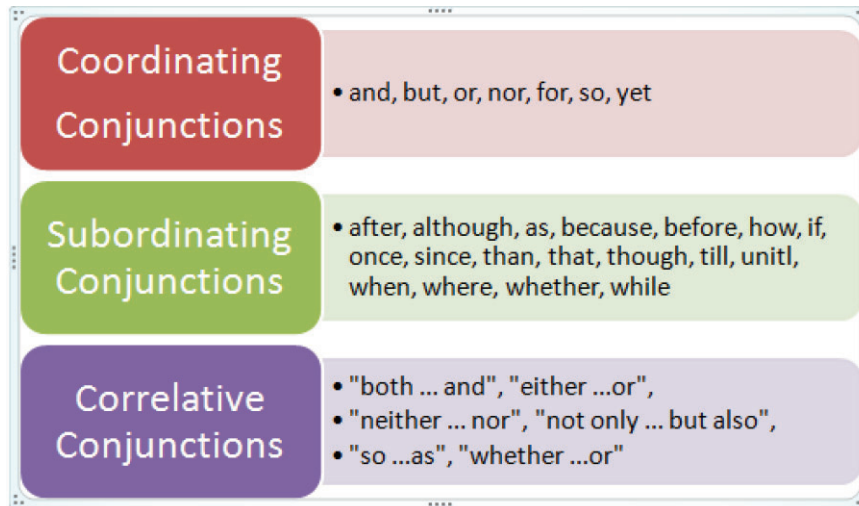


FIGURE 7.1
Conjunctions

(Source <http://www.englishdailyworkout.com/2013/03/what-is-conjunction-coordinatine.html>)

a. Coordinating Conjunction

Coordinating Conjunctions can be defined as linking words that can be used to join two phrases, words, sentences or clauses which have grammatical equivalence. In general, there are seven coordinating conjunctions they are: **For**, **And**, **Nor**, **But**, **Or**, **Yet**, **So**. We can memorize them using the acronym FANBOYS.



FIGURE 7.2
Coordinating Conjunctions

(Source: <http://josecarilloforum.com/forum/index.php?topic=6876.0#>)

FOR

For in Coordinative Conjunctions shows Reason. The meaning of for in Coordinative conjunction is the same as because

For examples

I ate some food, for I was hungry.

She didn't go to school, for she was ill.

Bayu can't go to your house, for his motorcycle is broken.

AND

And in Coordinative Conjunction shows noncontrasting items or ideas. The meaning of and in coordinative conjunction is the same as in addition

For examples:

My sister eats and watches the television at the same time

I read the book and listen to the song.

She has 2 dogs and 3 cats.

NOR

Nor in Coordinative Conjunctions shows two contrasting items or ideas. The meaning of nor in Coordinative Conjunctions is the same as and not.

For examples:

I don't like oranges, nor do I like grapes.

She didn't answer my call, nor did she respond to my message.

Neither Dina nor Shinta supported me.

BUT

But in Coordinative Conjunctions shows contrasting items or ideas. The meaning of but in Coordinative Conjunctions is the same as however.

For examples:

I studied hard for my exam, but I got C

I have a car, but I don't have a house.

He is handsome, but he is greedy.

OR

Or in Coordinative Conjunctions shows choice. The meaning of or in Coordinative Conjunctions is the same as either.

For examples:

Do you need some food or drink?

Do you have any brothers or sister?

Do you like coffee or tea?

You can stay here or go home.

You can buy a new handphone or a new bag.

YET

Yet in Coordinative Conjunctions shows contrast. The meaning of yet in Coordinative Conjunction is the same as but.

For examples:

I like durian, yet I don't eat durian ice pancake.

Jakarta is a crowded city, yet many people want to live there.

He is not a rich man, yet he always helps others.

SO

So in Coordinative Conjunctions shows a result. The meaning of so in Coordinative Conjunctions is the same as therefore.

For examples

I was sick, so I went to the doctor.


She won the competition, so she treated her friends.

She has a lot of money, so she bought a new car yesterday.

Further examples about the use of coordinative conjunction you can see in the following figure:

<h2>Co-ordinating Conjunctions</h2>		
FANBOYS Conjunctions with meanings and sentences		
For	Because	Sam drank some water, for he was thirsty.
And	In addition to	I take milk and sugar in my tea.
Nor	And not	Sara doesn't like apples, nor does she like pears.
But	However	All the children wanted to eat pizza, but no one wanted to buy it
Or	Either	We could go to a zoo, or we could go to a theme park.
Yet	But	The weather was cold and wet, yet we enjoyed very much.
So	Therefore	He is sick, so he is not going to the school.

Copyrights 2018 <http://themumeducates.com/>



Copyrights 2018 <http://themumeducates.com/>

FIGURE 7.3

Coordinating Conjunction Examples

(Source: <http://themumeducates.com/coordinating-conjunctions-made-simple-with-fanboys/>)

b. Subordinating Conjunctions

According to Nordquist (2018), subordinating conjunction is a connecting word or phrase (called conjunction) that introduces a dependent clause, joining it to the main clause. Subordinating conjunctions (also known as subordinators, subordinate

conjunctions, or complementizers) go with dependent clauses that are used to redefine or modify the main point of the sentence. A related concept is a coordinating conjunction, which sets up an equal partnership between the two clauses. In this case,

In general, subordinating conjunctions are single words (such as if, when, because, before, after, etc.). But, some subordinating conjunctions also consist of more than one word (such as even though, as long as, and except that).

In English, there are lots of subordinating conjunctions, but the most common ones, along with a few examples of how subordinating conjunctions are used, are as follows:

Comparison

a. Than

For examples:

John is smarter than Budi.

Shinta is more beautiful than Shanti.

Mr. Yoga is Richer than Mr. Bisma.

He is younger than me.

He would rather go to Surabaya than go to Jakarta.

b. Rather than

For examples;

I chose to learn English rather than Japanese.

I would prefer to stay at home rather than to go out.

She chooses apple rather than orange

c. Whether

For examples;

Dina was not sure whether to stay or leave

I am uncertain about whether to take this course or not.

I doubt whether I join the meeting or go to the hospital.

d. As much as

For examples:

My sister doesn't eat as much as me

I don't earn as much as you.

They didn't have time as much as we have.

e. Whereas

For examples:

Elliot is tall and blond, whereas his brother is short and has dark hair.

Rina has pointed nose, whereas her sister has a flat nose.

Relative Adjectives

a. That

For examples:

She went to the school that my father went to.

She met the man that helped her last night.

I married the man that I love

b. Whatever

For examples:

I copied in my notebook whatever he wrote on the blackboard.

She bought a new handphone whatever her financial condition.

c. Which

For examples:

He developed the films which he had taken.

They ate the food which they had bought.

She spent the money which she had earned.

d. Whichever

For examples:

Mary will eat chocolate cake or donut, whichever is delicious.

I will buy Samsung or Oppo, whichever is cheap.

We will immediately refund your money in full, or replace the item, whichever you prefer.

Time

a. After

For examples:

Mary closed his diary after writing about that day's events.

After I finished my study in Surabaya, I went to America.

Dody arrived at school after everybody had gone home.

b. As soon as

For examples:

A baby deer can stand as soon as it is born.

I will go to your house as soon as I finish my meeting.

She is going to have a shower as soon as she gets home.

c. As long as

For examples:

You may borrow our car as long as you drive carefully.

I don't care who you are, where you are from as long as you love me

She will come to your house as long as you want to pick her up at the station.

d. Before

For examples:

Dita always feeds her cats before she goes to the office.

My sister can't watch TV before she has finished her homework.

I always have breakfast before I go to school.

e. By the time

For examples:

By the time ambulance arrived, Mr. John was unconscious.

By the time we get to the shop, it will be closed.

Robby's car broke down on the way to the party last night. By the time he arrived, most of the other guests had gone.

f. Now That

For examples:

We may go and play now that we have finished our homework.

Now that we are adults, we can eat and drink whatever we want!

Now that we're ready to start, why don't we start!

g. Once

For examples:

Once you learn it, you never forget.

Once you do it, you will like it.

Once you lie, I will not trust you.

h. Since

For examples:

Mrs. Diana has taught the students since she was twenty-five years old.

Dina has danced since she was in Elementary school.

You've been very busy since you started your new job.

i. Till

For examples:

I lived in Surabaya till I was eighteen.

We'll have to wait till 12 pm.

I will sit here till you come back.

j. Until

For examples:

You can stay here until tomorrow

I will have a meeting until Tuesday

She was a poor woman until she won the competition.

He published a prose work and a few poems but did not achieve success until he turned to playwriting.

k. When

For examples:

I could drive a car when I was young

She came to my house when I ate breakfast with my family.

When we were in Japanese, we went to many beautiful places.

She was a good singer when she was twenty.

l. Whenever

For example:

Whenever you go abroad, please send me a card.

Whenever I have time, I will come to your house.

Our dog barks whenever someone walks by our house.

m. While

For examples:

While she was walking to the market, she met Mrs. Sussi.

I fell asleep while I was watching television.

The phone always rings while she is having a shower.
I'll tidy the house while my husband is at work.

Concession

a. Though

For examples:

Though her house is small, it is clean and comfortable

Though she was poor she would never ask for help.

Though difficult, the journey was not dangerous.

Though it was raining outside, my brother went out.

b. Although

For examples:

Although Risma was the most deserving candidate, she didn't get the job.

Although Mrs. Any is rich and famous, she is not happy

Although the sun was shining, it wasn't very warm.

c. Even though

For examples:

Even though Mr. Ahmad's a millionaire, he lives in a very small apartment.

He won the competition even though he was ill.

My mother gave me money even though she needed it.

Relative Pronouns

a. Who

For examples

The man who teaches English in my class is Mr. John.

The girl who loves me so much is Tiara.

The singer who sang a beautiful song is Syahrini.

b. Whoever

For examples:

Whoever leaves the class last please turn off the lamp!

Whoever is in the room please help me!

You can choose whoever you like to be a leader.

Whoever wins the election is going to have a tough job getting the economy back on its feet.

Whoever did this will sooner or later be caught and will be punished.

c. Whom

For examples:

He is the boy whom I met at the cinema.

The man whom I called last night is my father.

The woman whom I love so much is my mother.

d. Whomever

For examples:

She was free to marry whomever she wanted.

I will choose the candidate whomever I like.

My father will hire whomever he can find.

e. Whose

For examples:

Rani is the student whose handwriting is the best in my class.

The boy whose motorcycle is new is my son.

The artist whose house is big is Rafi Ahmad.

Place

a. Where

For examples:

Blitar is the city where I was born.

The hotel where I stayed is Patria Family Hotel

This is the park where we met.

b. Wherever

For example:

Wherever you go in the world, I' will find you.

Please sit wherever you like!

Wherever Mr. Jokowi goes, there are crowds of people waiting to see him

Wherever you are I will always miss you.

Condition

a. If

For examples:

If I have enough time, I will go to your house.

I will teach the students if I am a teacher.

If I were you, I would choose Brawijaya University.

b. Only if

For examples:

Only if a teacher has given permission is a student allowed to leave the room.

I wish she'd come round and see us sometime, if only just to say hello.

There's so much more I could do if only I had the time.

c. Unless

For examples:

We will not pass unless we study hard.

I will not go to America unless I have a lot of money.

They will not play football unless the weather is good.

d. Provided that

For examples:

She was allowed to go off by herself provided that she promised to be careful

Provided that this project succeeds, you will get a promotion.

We will come to visit you provided that our car gets new tires.

e. Assuming that

For examples:

Assuming that he's still alive, how old would he be now?

I hope to go to college next year, assuming that I pass my exams.

We would go to Canada next month, assuming that we have time.

f. Even if

For examples:

Even if you have already bought your ticket, you will still need to wait in line. Don't drink any alcohol even if you drive carefully.

It's still too hard to find a job, even if you are eligible.

g. In case (that)

For examples:

I have my umbrella with me in case it rains.

I cook delicious food in case he comes.

I join the competition in case I become the winner.

h. lest

For examples:

Study hard lest you should fail.

Tika turned the radio down lest she should miss the phone ringing.

Dina was afraid lest she had revealed too much.

Manner

a. How

For examples:

I taught him how to drive a car

She taught him how to play the piano.

I didn't know how to make fried rice.

b. As though

For examples:

We were shouting as though in panic.

They look as though they're heading for divorce.

It looks as though you've not met before.

c. As If

For examples:

At sunset, the sun looks as if it is going down.

It looks as if they've had a shock.

The floods were rising and it was as if it was the end of the world.

Reason

a. Because

For examples:

I didn't go to school because I was ill.

I like Tina's speech because it is wonderful.
She didn't attend the meeting because she was busy.

b. Since

For examples:

Since we've got a few minutes to wait for the train, let's have a cup of coffee. Sean had no reason to take a taxi since his flat was near enough to walk to. They couldn't deliver the parcel since no one was there to answer the door.

c. So that

For examples:

I'll lend you a map so that you can find the place more easily.
I'll go by car so that I can pick you and your family.
My father gives me money so that I can buy a new bag.

d. In order that

For examples:

We must study hard in order that we pass the exam.
I work in the office in order that I can earn some money.
He comes to my office in order that he can meet me.

e. That

For examples:

She worked hard that she would win the first prize.
He studied hard that he would pass the exam.
We eat that we may live.
He works hard that he can buy a house.

f. As

For example:

They played card all night as they had nothing better to do.

c. Correlative Conjunction








According to Nordquist (2019), correlative conjunction is a word that joins together two other words, phrases, or clauses. These conjunctive pairs, as they are sometimes known, are used commonly in everyday communication. In this case, Correlative Conjunctions are linking words that have function to join similar words. The elements connected

by correlative conjunctions are usually parallel or similar in length and grammatical form. Each element is called conjoin. An easy way to recognize them in a sentence is to remember that they always travel in pairs. Conjoins must also match nouns with nouns, pronouns with pronouns, adjectives with adjectives, and so on.

The examples of correlative conjunctions include Both....and, Either....or, Neither...nor, whether.....or, Not only.....but also, scarcely.....when, No sooner.....than, etc. Further examples of the use of correlative conjunction in the sentence, please see the following figure!

The Correlative Conjunctions

The correlative conjunctions join similar words. They are always used in pairs.

BOTH...AND	She played both hockey and basketball when she was a student.	
EITHER..OR	I will eat either carrots or peas for dinner.	
NEITHER..NOR	Natalie, likes neither milk nor cream cake.	
WHETHER..OR	Do you care whether we have noodles or rice for dinner?	
NOT ONLY...BUT ALSO	Not only will they paint the outside of the house but also the inside.	
SCARCELY...WHEN	Scarcely had she finished reading when she fell asleep.	
NO SOONER...THAN	No sooner did he enter the room than he saw a snake.	




FIGURE 7.4
The Correlative Conjunctions
(Source: www.eslbuzz.com)

7.4 SUMMARY

Coordinating conjunctions are words that coordinate or join two or more sentences, main clauses, words, or other parts of speech which are of the same syntactic importance. Also known as coordinators, coordinating conjunctions are used to give equal emphasis to a pair of main clauses. Furthermore, Subordinating conjunction is a word which joins together a dependent clause and an independent clause. Subordinating conjunction

introduces a dependent clause and indicates the nature of the relationship among the dependent clause(s) and the independent clause(s). In addition, correlative conjunction is a type of conjunction that functions in a pair, with both words working together to balance words, phrases, or clauses.

7.5 EXERCISES

Task 1: Complete with the correct coordinative conjunctions

1. I don't go to schoolI have a toothache.
2. Would you rather buy a new bag.....t shirt?
3. My hobbies are teaching.....cooking.
4. I want to go to Surabaya I don't have enough time.
5. I am vegetarian.....i don't eat any meat.
6. Malang is a beautiful city.....I never visit it.
7. Mr. Mohammad didn't attend my wedding party.....he had a meeting in Bali
8. I didn't go to your house.....Dinda's house.
9. Neither my father.....my mother went to Solo.
10. He was sick.....he didn't attend the course.

Task 2: Make a good sentence by using the following Coordinative conjunctions!

1. For
.....
2. And
.....
3. Nor
.....
4. But
.....
5. Or
.....
6. Yet
.....
7. So
.....

Task 2: Complete with the correct subordinate conjunctions!

1. I will help you.....you deserve it.
2. John came up.....we were eating.
3. I admire you..... you are my enemy.
4. I will come to your houseI am able
5. Shinta knows she is wrong.She doesn't want to admit it.
6. Mr. Ronald is the richest man in this city.he is unhappy.
7. The sun shines brightly.....it is very cold.
8. Donny didn't go to school yesterday..... he was ill.
9. he was feeling unwell, Dika didn't go to work yesterday.
10. I'll lend you money.....you can renovate your house.
11. I'll call youI get home.
12. I'll wait for..... you arrive.
13. Did he say anythinghe left?
14. The baby gets very grumpyhe's tired.
15. he doesn't change his attitude, he'll lose his job.
16. you win a million dollars, it doesn't mean you'll be happy.
17. I'll lend you my caryou promise to be careful.
18. Jessica is tall and blond.....his brother is short and has dark hair.
19. John is very tall..... he's not as tall as his father yet.
20. they're poor, they're happy.

Task 3: Complete the following sentences using correct conjunctions!

1. She likes not only to sing foreign song to spend her spare time practicing dances.
2. The Grammar test from Mrs. Diana was very short and quite easy.
3. Neither Dinda her sisters could understand what their friends were saying when they spoke Javanese.
4. This food is both delicioushealthy.
5. She is neither polite funny.
6. They not only like reading book.....watching TV
7. Both my mother.....my father are teachers.
8. He not only didn't like Sate.....Soto
9. No sooner did Rina leave the class..... John came.
10. This bag is both expensive.....modern.

Task 4: Make sentences using the following conjunctions!

1. Both.....and

.....

2. Neither.....Nor

.....

3. Either.....or

.....

4. Not only.....but also

.....

5. Whether.....or

.....

Chapter 8

Interjections



8.1 INTRODUCTION

In this chapter, the students will learn what are interjections and the use of interjections.

After studying this chapter, the students will be able to:

1. Explain what are interjections?
2. Use interjections in sentences correctly and appropriately

In order the students are able to comprehend the material well, they must

1. Read all the materials in this chapter carefully
2. Learn the examples given
3. Read the summary and
4. Do the exercises correctly and appropriately

8.2 EXAMPLES OF THE USE OF INTERJECTIONS

Nordquist (2019) Presents 101 examples of interjection and the use of them in the sentences as the following:

1. **Ah**
Ah, I don't know if that's true.
2. **A-ha**
A-ha! I figured it out!
3. **Ahem**
Ahem, could you boys stop talking so we could get on with class, please?
4. **Alas**
Alas, it was not to be.
5. **Amen**
Amen, thank God, amen!
6. **Aw**
Aw, do we have to?
7. **Awesome**
You two are dating? Awesome!
8. **Aww**
Aww, that's so cute!
9. **Bada bing** (bada-bing, bada-bing, bada-boom)
"You've gotta get up close like this and—bada-BING!—you blow their brains all over your nice Ivy League suit." ("The Godfather," 1972)
10. **Bah**
Bah, humbug!
11. **Baloney**
Oh, baloney. I don't believe that.
12. **Big deal**
Big deal. Who cares?
13. **Bingo**
Bingo! Right on target!
14. **Boo**
Boo! Scared you!
15. **Boo-hoo**
That makes me sad. Boo-hoo.
16. **Booyah** (boo-yah)
Yeah, I aced this test. Booyah!
17. **Boy** (boy oh boy):
Oh boy. Oh boy oh boy. That's heavy, man.

18. **Bravo**
Bravo! That was fantastic!
19. **Brilliant**
Brilliant, luv, absolutely brilliant! (U.K.)
20. **Brrr**
Brrr! Minus 30 degrees? Yuk.
21. **Bull**
Bull. It's not 30 below zero, not really.
22. **Bye** (bye-bye):
Bye! See you later!
23. **Cheers**
Cheers, mate. You're welcome. (U.K.); Raise a toast! Cheers! (U.S.)
24. **Come on** (cɔːmən)
Come on. Hurry up.
25. **Cool**
Oh wow, that is so cool!
26. **Cowabunga**
"Cowabunga, dude." ("Teenage Mutant Ninja Turtles")
27. **Dang**:
Dang, it! Where'd I put that?
28. **Darn** (darn it)
Darn it! I can't find the other one either!
29. **Dear me**
Oh dear me. What are we going to do?
30. **Duck**
Duck! No, really! Get down!
31. **Duh**
Well, *duh*. I can't believe you didn't know that.
32. **Eh**
Eh? What?
33. **Enjoy**
Enjoy! I hope you like it!
34. **Excellent**
"Party time, excellent!" ("Wayne's World")
35. **Fabulous**
Fabulous! That's just wonderful!
36. **Fantastic**
Fantastic! I just love it!

37. **Fddledeedee** (fiddle-dee-dee)
“Fiddle-dee-dee! War, war, war; this war talk’s spoiling all the fun at every party this spring. I get so bored I could scream.” (“Gone With the Wind”)
38. **Finally**
Finally! I never thought that’d be done.
39. **For heaven’s sake(s)**
“Oh for heaven’s sake, don’t you know your Bible?” (“Little House on the Prairie”)
40. **Fore**
Fore! (Look out! in golf)
41. **Foul**
Foul! The baseball went out of bounds.
42. **Freeze**
Freeze! Stop right there!
43. **Gee** (gee whiz, gee willikers)
Well gee whiz, pa, why do I have to do that?
44. **Giddyap** (giddyup)
Giddyup Silver! Go, horse, go!
45. **Golly** (good golly, golly gee willikers)
Golly, that sure was tasty.
46. **Goodbye** (good-bye)
Goodbye, see you again soon!
47. **Good grief**
“Good grief, Charlie Brown.” (“Peanuts”)
48. **Good heavens**
Good heavens! How did that happen?
49. **Gosh**
“Whatever I feel like I wanna do, gosh!” (“Napoleon Dynamite”)
50. **Great**
Great! I’m so excited you’ll come along!
51. **Great balls of fire**
“Goodness gracious, great balls of fire!” (“Great Balls of Fire,” Jerry Lee Lewis)
52. **Ha**
Ha-ha! That’s funny!
53. **Hallelujah**
Glory be to God, hallelujah! (for Christian)
54. **Heavens** (heavens above, heavens to Betsy)
Oh heavens! How could you think that?
55. **Heigh-ho**
Heigh-ho neighbor! How are you?

56. **Hello**
Hello! How are things with you?
57. **Help**
Help! I need somebody (“Help!” The Beatles)
58. **Hey** (hey there)
Hey! Look over there!
59. **Hi** (hiya)
Hi! What’s up?
60. **Hip, hip, hooray**
We won! On the count of three, everyone: Hip, hip hooray! Hip, hip, hooray!
61. **Hmm** (hrm)
Hmm. Let me think about that for a bit.
62. **Ho-ho-ho**
Ho-ho-ho, Happy New Year!
63. **Holy mackerel** (holy cow, holy moly, holy Moses, holy smokes)
Holy mackerel! I can’t believe it!
64. **Ho-hum**
Ho-hum, how boring.
65. **Hooray** (hurrah, hurray)
Hooray! That’s awesome!
66. **Howdy** (howdy do)
Howdy, pardner.
67. **Huh**
Huh. I have no idea.
68. **Ick**
Ick! How gross!
69. **Indeed**
Indeed! I’ll bet you didn’t know that!
70. **Jeez**
Jeez, do we really have to go through this now
71. **Kaboom**
Kaboom! It blew up!
72. **Kapow**
And Batman hit the evildoer, kapow!
73. **Lordy** (lordy, lordy)
Oh lordy, lordy, look who’s 40!
74. **Mama mia**
Mama mia, let me go. (“Bohemian Rhapsody,” Queen)

75. **Man**
Man, that's unbelievable.
76. **Marvelous**
Marvelous! Oh, honey, that's just wonderful.
77. **My**
"My! I never once thought of it, Huck!" ("The Adventures of Tom Sawyer")
78. **My goodness** (my heavens, my stars, my word)
My goodness, isn't that just grand?
79. **Nah**
Nah, it'll never work.
80. **No problem**
Thank you. No problem.
81. **No way** (no way José)
No way! I can't believe it.
82. **Nope**
Nope. I can't do that.
83. **Nuts**
Nuts! I wish I didn't have to.
84. **Oh** (oh boy, oh dear, oh my, oh my gosh, oh my goodness, oh no, oh well):
Oh! That's shocking!
85. **OK** (okay)
OK, sounds great. Thank you.
86. **Ouch**
Ouch! That hurt!
87. **Ow**:
Ow! That stung!
88. **Please**
Would you help me, please?
89. **Poof**
Poof! She just disappeared.
90. **Shh**
Shh! Quiet in the library!
91. **Super**
Super! That's fantastic!
92. **Swell**
Swell! How great!
93. **Welcome**
Welcome! Come in!
(You're) Welcome!

94. **Well**
Well, I just don't know about that.
95. **Whoop-de-doo**
Well whoop-de-doo. (sarcasm) I so don't care.
96. **Woo-hoo**
Woo-hoo! That's fantastic!
97. **Wow**
Wow! I love it!
98. **Yabba dabba doo**
"Yabba dabba doo!" ("The Flintstones")
99. **Yadda, yadda, yadda**
"Well, we were engaged to be married, uh, we bought the wedding invitations, and, uh, yadda yadda yadda, I'm still single." ("Seinfeld")
100. **Yippee**
Yippie! That's exciting!
101. **Yummy**
Yummy! I love chocolate cake!

8.3 TYPES OF INTERJECTION

Interjection is classified on the basis of a way to express interjections in the sentence such as greeting, joy, surprise, approval, sorrow, attention, and calling. (<https://www.teachingbanyan.com>)

a. Interjections for Greeting

This type of interjection is used in the sentence to indicate the emotion of warmth to the person meeting with such as hey, hello, hi, etc.

For examples:

Hey! Nice to meet you.

Hello! I am Diana.

Hi! I am Robby.

b. Interjections for Joy

This type of interjection is used in the sentence to show immediate joy and happiness on any happy occasion occurred such as hurrah, wow, hurray, etc.

For examples:

Wow! You are looking beautiful.

Hurray! We won the game.

c. Interjections for Approval

This type of interjection is used in the sentence to express the strong sense of approval or agreement for something that has happened such as well done, bravo, brilliant, etc.

For example:

Well done! You win the speech contest.

Bravo! The first rank is yours this semester

d. Interjections for Attention

This type of interjection is used in the sentence to draw the attention of someone such as look, behold, listen, hush, etc.

For example:

Look! You are so arrogant.

Listen! I have never copied you.

Behold! Someone strange is there.

e. Interjections for Surprise

This type of interjection is used in the sentence to express the strong sense of surprise about something that has happened such as ha, what, hey, ah, oh, eh, etc.

For example:

What! You failed.

Oh! Really you completed the task, I can't believe.

Ah! I got a new job.

f. Interjections for Sorrow

This type of interjection is used in the sentence to express the emotion of sadness about something unfortunate has happened such as alas, ouch, ah, oh, etc.

For examples:

Alas! He is no more.

Ouch! It's very hurt.

g. Interjections for Understanding/Misunderstanding

Interjections of understanding and misunderstanding are used to express one's understanding of a subject being talked about or something which wasn't well understood before the moment.

h. Other Interjections

(Interjections of Anger/Annoyance/Frustration/Disappointment/Dismissive)

Apart from the Interjections that we have studied in the preceding chapters, there are many other Interjections which are used to express different kinds of emotion

8.4 SUMMARY

An interjection is a part of speech which interrupts, or interjects, the flow of language, it is often punctuated with an exclamation point, it can be any word or phrase but some are more common than others Most interjections are just one word. Sometimes they are phrases as Oh!, Hi!. Hello!, Wait!, No!, Good grief!, Ah ha!, Etc.

8.5 EXERCISES

Task 1: Write down your own sentences by choosing 5 of these common interjections!

Answer:

1.
2.
3.
4.
5.



FIGURE 8.2
Examples of Common Interjections
(Source: <https://www.shutterstock.com>)

Task 2: Make sentences using these following interjections!

1. Help!

.....

2. Hi!

.....

3. Hooray!

.....

4. Yummy!

.....

5. Wow!

.....

6. Bravo!

.....



7. Well done!

.....

8. Shh!

.....

9. Super!

.....

10. Hello!

.....

11. Hmm

.....

12. Ouch

.....

13. Finally

.....

14. What!

.....

15. Ah ha!

.....

16. Wait!

.....

17. Ok

.....

18. Man

.....

19. Yippie!

.....

20. Nope

.....

21. No way

.....

22. Great!

.....

23. Fabulous!

.....

24. Poof!

.....

25. Please!

.....



Chapter 9

Simple Present Tense



9.1 INTRODUCTION

In this chapter, the students will learn what is Simple Present? And the form and the use of simple present tense. After studying this chapter, the students will be able to:

1. Identify what is Simple Present Tense
2. Explain the form of Simple Present Tense
4. Explain the use of Simple Present Tense
3. Use Simple Present Tense in sentences correctly and appropriately

In order the students are able to comprehend the material well, they must

1. Read all the materials in this chapter carefully
2. Learn the examples given
3. Read the summary and
4. Do the exercises correctly and appropriately

9.2 WHAT IS SIMPLE PRESENT TENSES?

Form **Present Simple** © Liv Hambrett

S + verb + object ...

I/we/they/you + like + tea.
He/she/it + likes + tea.

S + don't/doesn't + verb + object ...

I + don't + like + tea.
She + doesn't + like + tea.

Do/Does + S + verb + object?

Do + you/we/they/I + like + tea?
Does + he/she/it + like + tea?

Use it for ...

- * Facts.
- * Habitual actions.
- * Things that don't/won't change.
- * Describing yourself.

Signal words

Adverbs of frequency, like:

- * Often
- * Usually
- * Sometimes
- * Never

BUT REMEMBER → ***** The verb 'to be' is different *****

I + am (Australian.)
He/she/it + is (clever.)
you/we/they + are (nice.)

HELPFUL HINTS

FIGURE 9.1
Simple Present Tense

(Source: https://www.tes.com/lessons/N2e-cvMwr_hb1Q/simple-present-tense)

Simple present tense is tense that is used to describe a fact, habitual actions, unchanging situations, general truths, and fixed arrangements.

9.3 THE FORM OF SIMPLE PRESENT TENSE

In this case, we will discuss 2 the forms of simple present tense they are nominal and verbal.

a. Nominal Form

(+) S + is/am/are + Complement

For example:

1. She is a teacher.
2. We are students.
3. They are policemen.

(-) S + is/am/are + not + Complement

1. She is not a teacher.
2. We are not students.
3. They are not policemen.

(?) Is/am/are + S + Complement?

1. Is she a teacher?
Yes, she is a teacher or yes, she is (for short answer)
No, she is not a teacher or yes, she is not (for short answer)
2. Are we students?
Yes, we are students. Or Yes, we are (for short answer)
No, we are not students. Or No, we are not (for short answer)
3. Are they policemen?
Yes, they are policemen. Or yes, they are (for short answer)
No, they are not policemen. Or No, they are not (for short answer)
For further example of the use of to be, please see in the following figure



Simple Present Tense of **Be**

Positive Statements			Negative Statements		
I	am	I'm	I	am not	I'm not
He		He's	He	is not	He's not or He isn't
She	is	She's	She	is not	She's not or She isn't
It		It's	It	is not	It's not or It isn't
We		We're	We	are not	We're not or We aren't
You	are	You're	You	are not	You're not or You aren't
They		They're	They	are not	They're not or They aren't

www.englishstudyhere.com

FIGURE 9.2

Simple Present Tense of Be

Source: <https://englishstudyhere.com/tenses/simple-present-of-be-positive-and-negative-statements/>)

Further examples about the use of nominal simple present tense, see in the following figure!



Present Simple Tense Review

Statement	Negative Statement	Yes/No Question	Short Answer
I am an engineer.	I am not an engineer.	Am I an engineer?	Yes, you are / No, you are not
You are a student.	You are not a student.	Are you a student?	Yes, I am / No, I am not .
He is in the room.	He is not in the room.	Is he in the room?	Yes he is / No, he is not .
She is my mother.	She is not my mother.	Is she my mother?	Yes she is / No, she is not .
It is a cat.	It is not a cat.	Is it a cat?	Yes it is / No, it is not .
We are friends.	We are not friends.	Are we friends?	Yes we are / No, we are not .
They are dentist.	They are not dentist.	Are they dentist?	Yes they are / No, they are not .

www.englishstudyhere.com

FIGURE 9.3

Example of Nominal Simple Present Tense

(Source: <https://englishstudyhere.com/tenses/present-simple-tense-review/>)

b. Verbal Form

(+) S + V1 (s/es) + O+...

For examples:

1. I study English every day
2. She studies English every day
3. They study English every day
4. We study English every day
5. The students study English every day

(-) S+ do/does + not + V1 + O+...**For examples:**

1. I do not study English every day
2. She does not study English every day
3. They do not study English every day
4. We do not study English every day
5. The students do not study English every day

(?) Do/does + S + V1 + O+....?**For examples:**

1. Do you study English every day?
Yes, I Study English every day (Yes, I do)
No, I do not study English every day (No, I do not)
2. Does she study English every day?
Yes, She studies English every day (Yes, she does)
No, She does not study English every day (No, she does not)
3. Do they study English every day?
Yes, they study English every day (Yes, they do)
No, they do not study English every day (No, they do not)
4. Do we study English every day?
Yes, we study English every day (Yes, we do)
No, we do not study English every day (No, we do not)
5. Do the students study English every day?
Yes, the students (they) study English every day (Yes, they do)
No, the students (they) do not study English every day (No, they do not)

Further examples please see the following figure:

SIMPLE PRESENT TENSE

Positive

He She It	+	<div style="background-color: #f9e79f; padding: 5px; border: 1px solid #ccc;">starts</div>	+	« 1st form of verb + '-s,-es,-ies' »
I You We You They	+	<div style="background-color: #f9e79f; padding: 5px; border: 1px solid #ccc;">start</div>	+	« 1st form of verb »

Example: She **starts** new diet. **Example:** You **start** new diet.

Negative

He She It	+	<div style="background-color: #f9e79f; padding: 5px; border: 1px solid #ccc;">does not doesn't</div>	+	<div style="background-color: #f9e79f; padding: 5px; border: 1px solid #ccc;">start</div> « 1st form of verb »
I You We You They	+	<div style="background-color: #f9e79f; padding: 5px; border: 1px solid #ccc;">do not don't</div>	+	<div style="background-color: #f9e79f; padding: 5px; border: 1px solid #ccc;">start</div> « 1st form of verb »

Example: She **does not** (**doesn't**) start new diet. **Example:** You **do not** (**don't**) start new diet.

Question

<div style="background-color: #f9e79f; padding: 10px; border: 1px solid #ccc;">Does</div>	+	He She It	+	<div style="background-color: #f9e79f; padding: 5px; border: 1px solid #ccc;">start</div> « 1st form of verb »
<div style="background-color: #f9e79f; padding: 10px; border: 1px solid #ccc;">Do</div>	+	I You We You They	+	<div style="background-color: #f9e79f; padding: 5px; border: 1px solid #ccc;">start</div> « 1st form of verb »

Ex: She **starts** new diet. **Ex:** You **start** new diet.

↙ **Does she start** new diet? ↙ **Do you start** new diet?

www.englishstudyhere.com

👍 Like f

FIGURE 9.4

Example of Verbal Simple Present Tense

(Source: <https://englishstudyhere.com/grammar/simple-present-tense-in-english/>)

9.4 THE USE OF SIMPLE PRESENT TENSE

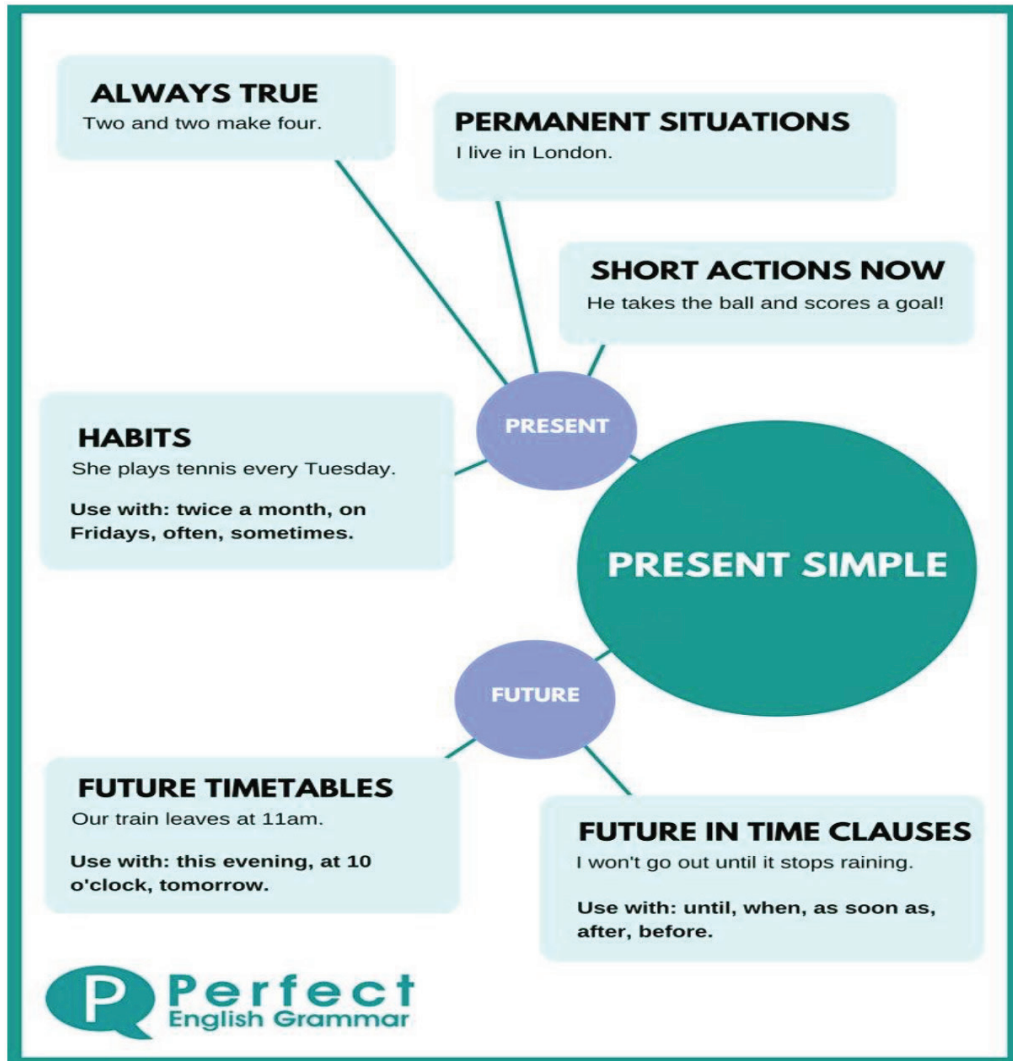


FIGURE 9.5

The Use of Simple Present Tense

(Source: <https://www.perfect-english-grammar.com/present-simple-use.html>)

Senoaid in <https://www.perfect-english-grammar.com> explains the use of simple present tense like as the following:

Present Uses

1. Simple present tense can be used to state **general truth (something which is generally always true)**

For examples:

People need food.
People need water
It snows in winter here.
Three and three make six.
The sun rises in the east.
The sun sets in the west.
A week has 7 days.
A day has 24 hours.
A year has 12 months.
Water freezes at zero degrees.
The Earth revolves around the Sun.
Antarctica is covered with ice.
The moon orbits the earth.
The oceans are deep and cold.

2. Simple present tense can be used to state the **situation that we think is more permanent or less permanent.**

For examples:

Where do you live? I live in Surabaya.
She works in a Hospital.
I don't like Hamburger.

3. Simple present tense is used to state **habitual actions or things that we do regularly.** We often use adverbs of frequency (such as always, often, sometimes, seldom, never, etc.) in this case, as well as expressions like 'every week or 'twice a month', three times a year, etc.

For examples:

Do you smoke?
They play football every Sunday.
I always get up at 5 o'clock in the morning.

He goes to his grandmother's house twice a month.
I often go to Surabaya.
She always has breakfast at 7 o'clock. We go to school every day.
The sun rises in the east
I eat rice every day.
She never comes late to school
He usually cleans his room before goes to school.

4. Simple present Tense can be used to state **short actions that are happening now**. In this situation, the actions are so short that they are finished almost as soon as we have said the sentence. This is often used with sports commentary.

For example:

He takes the ball, he runs down the wing, and he scores!

Future Uses

5. Simple present tense is used to talk about **the future when we are discussing a timetable or a fixed plan/ fixed arrangement**. Usually, the timetable is fixed by an organization, not by us.

For examples:

Our holiday starts on the 7th of May.
School begins at seven tomorrow.
What time does the performance start? The performance starts at 08.00 am.
What time does the movie start? The movie starts at 13.00 p.m.
The plane doesn't arrive at seven. It arrives at seven thirty.

6. Simple present tense is used to talk about **the future after words like 'when', 'until', 'after', 'before' and 'as soon as'**. These are sometimes called subordinate clauses of time.

For examples:

She will go to your house after she finishes her duties.
I will attend your birthday party when I have time.
I will not go to the beach until it stops raining.
I am going to take a bath after I watch the news.

Conditional Uses

7. We use the present simple in **the first and the zero conditionals**.

For examples:

If I don't have enough money, I will not buy a new bag.

If it rains, I will not come to your house

If you heat water to 100 degrees, it boils.

9.5 SUMMARY

Simple Present Tense indicates an action which happens in the present, but it isn't necessary for actions to happen right now. The simple present tense indicates, unchanging situations, general truths, scientific facts, habits, fixed arrangements, and frequently occurring events. There are specific rules in simple presents called as "subject-verb agreement" in which singular subject needs "verb+s/es" while plural subject needs "verb base (V1)". Furthermore, simple present tense is also used in first and zero conditional sentences.

9.6 EXERCISES

Task 1: Answer the following question correctly!

1. What is Simple Present Tense?
2. Explain the form of Nominal Simple Present Tense!
3. Explain the form of Verbal Simple Present Tense!
4. Explain the use of Simple Present Tense!
5. Give examples of the use of Simple Present Tense!
 - a. Habitual action
 - b. General truth
 - c. First conditional Sentence
 - d. Zero Conditional Sentence
 - e. Future (after the word when)
 - f. Permanent situation
 - g. Fixed arrangement

Task 2: Complete the following sentences with the correct to be (Is/am/are)

1. My mothera teacher.
2. They.....not my friends.
3. We.....classmates.
4. My father.....a policeman.
5. Sandya new candidate in this competition.
6. Mr. Bahrul and Mrs. Riana.....my English lecturers.
7. I.....the first child in my family.
8. He.....the best student in my class.
9. You.....my favorite artist.
10. Rafi Ahmada famous artist in Indonesia.

Task 3: Underline the best option!

1. She usually (go/gone/goes/went) to school at 06.30.
2. We (visits/visit/visiting/visited) our grandparents often.
3. They (played/play/plays/playing) football every week.
4. Dinda (work/works/worked/working) every day.
5. Mr.Bayu always (told/telling/tell/tells) us funny stories.
6. She always (helped/helping/helps/help) her mother!
7. Dinda and Tiara (swim/swam/swims/swimming) twice a month.
8. The teacher (explains/explain/explaining/explained) the lesson clearly.
9. Shania (take care/takes care/took care/taking care) of her grandmother.
10. Deo rarely (leave/leaved/leaves/leaving) the city.
11. I (study/studied/studies/studying) English every Monday.
12. My mother (buying/buys/bought/buy) a new bag every year.
13. We (have/has/had/having) meeting once a week.
14. They always (eats/eating/ate/eat) at the restaurant.
15. Mrs. Dian (give/giving/gives/gave) us grammar test twice a month.
16. Ronald (make/made/making/makes) a kite every Sunday.
17. My brother often (watch/watches/watching/watched) TV.
18. Shinta always (take/took/takes/taking) a bath at 5 o'clock every morning.
19. My cats (ate/eats/eating/eat) fish everyday.
20. He always (drive/drives/drove/driving) car carefully.

Task 4: Change into negative and interrogative sentence!

1. (+) I go to the cinema once a month
 (-)
 (?)

2. (+) We are students of Islamic University of Balitar Blitar
(-)
(?)
3. (+) I often write my lesson on my notebook.
(-)
(?)
4. Arva plays Piano very well.
(-)
(?)
5. My mother usually buys vegetables at the market.
(-)
(?)
6. Jokowi is the president of Indonesia.
(-)
(?)
7. Toba is the biggest lake in Indonesia.
(-)
(?)
8. The dogs are the best friend for human.
(-)
(?)
9. They speak English fluently
(-)
(?)
10. My grandmother has a big house in village.
(-)
(?)

Task 4: Complete the following Crossword Puzzle!


NAME: _____ DATE: _____

GRAMMAR CROSSWORD

PRESENT SIMPLE



- Read the clues and fill in the missing words.



ACROSS

- She usually ___ TV at 7 o'clock.
- My brother ___ always hungry!
- My friend ___ to music when he drives to work in the morning.
- Sometimes I ___ lunch at college.
- We ___ our house every Saturday.
- I like to ___ about my childhood.
- What do you usually ___ after class?
- Do you ever ___ in class?
- I don't like to ___ on the phone.
- My sister likes to ___ the plants in our garden.
- My mother ___ to work by car.
- Does he ever ___ songs in the shower?
- Cats make me ___! Atchool!
- We ___ never late for class.
- When do you ___ home from school?
- He always ___ coffee in the morning.

DOWN

- Does he ever ___ to work?
- My father always ___ a big breakfast.
- My little brother always ___ our mother good-bye before he goes to school.
- I always ___ when I watch that TV show. It's very funny!
- He always brings his key so he can ___ the door when he comes home.
- We usually ___ our grandmother on the weekend.
- Our class ___ at 8 o'clock.
- He often ___ his car to keep it clean.
- I usually agree with my friend, and he usually ___ with me.
- She always ___ to do her homework. She never forgets.
- Sometimes I ___ my sister do her homework.
- I'm very forgetful, so my wife often has to ___ me to buy milk.

Permission granted to reproduce for classroom use. © www.allthingsgrammar.com

(Source: <http://www.allthingsgrammar.com/>)



Chapter 10

Present Continuous Tense



10.1 INTRODUCTION

In this chapter, the students will learn what is Present Continuous Tense?, the form and the use of Present Continuous Tense. After studying this chapter, the students will be able to:

1. Identify what is Present Continuous Tense
2. Explain the form of Present Continuous Tense
4. Explain the use of Present Continuous Tense
3. Use Present Continuous Tense in sentences correctly and appropriately

In order the students are able to comprehend the material well, they must

1. Read all the materials in this chapter carefully
2. Learn the examples given
3. Read the summary and
4. Do the exercises correctly and appropriately

10.2 WHAT IS PRESENT CONTINUOUS TENSE?

Form **Present Continuous** © Liv Hambrett

I + am + verb(ing)
He/she/it + is + verb(ing)
They/we/you + are + verb(ing)

I am reading a book.
 He/she/it is watching TV.
 They/we/you are playing tennis.

I + am + not + verb(ing)
He/she/it + isn't + verb(ing)
They/we/you + aren't + verb(ing)

I am not reading a book.
 He/she/it isn't watching TV.
 They/we/you aren't playing tennis.

Are + they/we/you + verb(ing)?
Is + he/she/it + verb(ing)?
Am + I + verb(ing)?

Am I reading a book?
 Is he/she/it watching TV?
 Are they/you/we playing tennis?

Use it for ...

- * Things happening NOW.
- * Temporary actions.
- * Things that will change.
- * Describing a current action.

Signal words

- * At the moment
- * Right now
- * Currently

HELPFUL HINTS

REMEMBER Present Continuous can also be used for the future. We use it for things that we have made definite arrangements to do:
 * 'I am having dinner with my friend tonight.'
 * 'I am playing football with my team this weekend.'

FIGURE 10.1
Present Continuous Tense

(Source: <http://www.livhambrett.com/2013/08/28/englisch-macht-spas-tenses-in-pairs-part-1/>)

Present Continuous Tense is the tense that is used to state the action that is happening now. It is also called as present progressive tense) however the functions of present continuous tense are also to state temporary habit, temporary situation, annoying habit and also define future plans.

10.3 THE FORM OF PRESENT CONTINUOUS TENSE

The form of present continuous is formed using am/is/are + present participle (Ving). Questions are indicated by inverting the subject and am/is/are. Negatives are made with not. Pay attention to these following patterns or form of present continuous tense.

(+) S + is/am/are+ Ving**For examples**

1. She is reading a novel now.
2. We are reading a novel now.
3. They are reading novels now.
4. I am reading a novel now.

(-) S+ is/am/are + not + Ving**For examples:**

1. She is not reading a novel now.
2. We are not reading a novel now.
3. They are not reading novels now.
4. I am not reading book now.

(?) Is/am/are+ S +Ving +?**For examples:**

1. Is she reading a novel now?
Yes, She is reading a novel now (Yes, she is)
No, she is not reading a novel now (No, she is not)
2. Are we reading a novel now?
Yes, we are reading a novel now (Yes, we are)
No, we are not reading a novel now (No, we are not)
3. Are they reading novels now?
Yes, they are reading novels now (Yes, they are)
No, they are not reading novels now (No, they are not)
4. Are you reading a novel now?
Yes. I am reading a novel now (Yes, I am)
No, I am not reading a novel now (No, I am not)

10.4 THE USE OF PRESENT CONTINUOUS TENSE



FIGURE 10.2

The Use of Present Continuous Tense

(Source: <https://www.perfect-english-grammar.com/present-continuous-use.html>)

Seonaid in www.perfect-english-grammar.com explains the use of present continuous tense as follows:

Present Uses

1. Present Continuous Tense is used **to state things that are happening at the moment of speaking**. These things usually last for quite a short time and they are not finished when we are talking about them.

For examples

I am reading a book now.

We are watching the movie at the moment.

They are playing football.

Tiara is eating fried rice at the moment.

2. Present continuous tense is used to state **temporary situations**, even if the action isn't happening at this moment.

For examples:

Dinda is working in a restaurant until she finds a job in her field. (She might not be working now.)

Mr. John is staying at my house for 3 weeks.

I am watching a really great movie.

They are going to Bali for a week.

Compare this with the present simple, which is used for permanent situations that we feel will continue for a long time.

I work in a school. (I think this is a permanent situation.)

I'm working in a school. (I think this is a temporary situation.)

3. Present continuous tense is used to state **temporary or new habits** (for normal habits that continue for a long time, we use the present simple). We often use this with expressions like 'these days' or 'at the moment'.

For examples:

We are eating cake a lot these days

You're smoking too much.

4. Present continuous tense is used to state **habits that are not regular**, but that happens very often. In this case, we usually use an adverb like 'always', 'forever' or 'constantly'. Often, we use the present continuous in this way **to talk about an Annoying habit**.

For examples:

My father is forever losing his keys!

Dina is constantly missing the bus.

Mr. John is always coming to class late.

She is constantly talking. I wish she would shut up.

I don't like them because they are always complaining.

I am always burning food.

John is always laughing!

Future Uses

5. Present Continuous tense is used to state **a definite future plan** (with a future time word). In this case, we have already made a plan and we are pretty sure that the event will happen in the future.

For examples:

I am going to Surabaya next week.

We are having a wedding party tomorrow.

They are going to Malang at the weekend.

She is leaving this town at seven

10.5 SUMMARY

Present Continuous Tense is the tense that is used to express the action which is happening now, temporary habit, temporary situation, annoying habit and also define future plans. The form of present continuous is formed using am/is/are + present participle (Ving).

10.6 EXERCISES

Task 1: Complete the following sentences using the correct to be (is/am /are)

1. She.....reading a novel at the moment.
2.they playing basketball now?
3. Wenot making the bed now.
4. I.....having class at seven tomorrow
5. Mr. Rahul and M.rs. Sherlyalways coming late.
6. My cats.....eating fish at the moment.
7. She attending a wedding party in Surabaya.
8. Robby Going to Samarinda next week.
9. My father.....repairing his motorcycle now.
10. She.....often missing the train.

Task 2: Answer the following questions correctly!

1. What is Simple present continuous tense?

2. Explain the form of present continuous tense and give an example!
 - a. Positive:
 Example:
 - b. Negative:
 Example:
 - c. Interrogative:
 Example:
3. Mention and explain the use of present continuous tense!
 1.
 2.
 3.
 4.
 5.



4. Please give 3 examples of the sentence which shows Present Continuous Tense is used to state things that are happening at the moment of speaking!
 - a.
 - b.
 - c.
5. Please give 3 examples of sentence which shows Present Continuous Tense is used to state temporary or new habits!
 - a.
 - b.
 - c.
6. Please give 3 examples of sentence which shows Present Continuous Tense is used to state annoying habit!
 - a.
 - b.
 - c.
7. Please give 3 examples of the sentence which shows Present Continuous Tense is used to state definite future plans!
 - a.
 - b.
 - c.
8. Please change into negative and interrogative form!

(+) My sister is having a final examination now

(-)

(?)
9. Please change into negative and interrogative form!

(+) They are going to Jakarta next week.

(-)

(?)
10. Please change into negative and interrogative form!

(+) I am staying at my grandmother's house for two weeks.

(-)

(?)



Task 3: Rearrange the jumbled words into good sentences!

1. now / for / father / walk / a / My / isn't / going
.....
2. We/ next /to/Solo/are/going/are/month
.....
3. The/now/the/teacher/lesson/is/explaining/now
.....
4. not/They/cooking/ now/soup/are/at the moment
.....
5. I/ coin/often/ my/ am/loosing
.....
6. buying/a/My/new/is/mother/television/now
.....
7. are/letters/not/writing/They
.....
8. My/ three/for/staying/for/grandmother/is/in/hotel/the/days
.....
9. entering/Dinda/class/tomorrow/is/her
.....
10. We/interesting/watching/movie/are/not
.....

Task 4: Make sentences using the following Verbs!

1. Climbing
.....
2. Travelling
.....
3. Calling
.....
4. Buying
.....
5. Parking
.....

Task 4: Complete the following crossword puzzle with correct answer!

NAME: _____ DATE: _____


GRAMMAR CROSSWORD

PRESENT CONTINUOUS

- Read the clues and fill in the missing words.



What are you doing?



ACROSS

- I'm ___ TV.
- I'm ___ a ball in the park.
- I'm ___ my cat a bath.
- I'm late! I'm ___ to my next class.
- I'm ___ at a bus stop.
- I'm ___ my breakfast.
- I'm ___ to a movie theater.
- I'm ___ at a golf course.
- I'm ___ English at the library.

DOWN

- I'm ___ to school.
- I'm ___ dinner in the kitchen.
- I'm ___ my teeth.
- I'm ___ at my friend's party.
- I'm ___ an interesting book.
- I'm ___ flowers in the garden.
- I'm ___ my homework.
- I'm ___ the floor with a broom.
- I'm ___ 'Happy Birthday' to my classmate.

(Source: <http://www.allthingsgrammar.com>.)

References



- Altenberg, E. P., & Vago, R. M. (2010). *English Grammar: Understanding the Basics*. Retrieved from <http://www.amazon.com/English-Grammar-Understanding-Evelyn-Altenberg/dp/0521732166%5Cnwww.cambridge.org/978052151832>
- Azar, B. S., (2002). *Understanding and Using English Grammar Third Edition with Answer Key*. New York: Longman.
- Common Noun*. (2017). *Your Dictionary*. Retrieved 8 September 2017, from <http://grammar.yourdictionary.com/parts-of-speech/nouns/common-noun.html>
- Eastwood, J. (1999). *Oxford Practice Grammar with Answer*. Oxford: Oxford University Press.
- Mew, Y.H., & Seaton A. (2017) *Basic English Grammar for English Language Learners*. United States of America: Saddleback Educational Publishing.
- Nordquist, R. (2018, July 5). *Subordinating Conjunction*. Retrieved 1 March 2019 from <https://www.thoughtco.com/subordinating-conjunction>

Nordquist, R. (2019, January 14). *Definition and Examples of Correlative Conjunctions*. Retrieved 2 March 2019 from <https://www.thoughtco.com/correlative-conjunction-grammar-1689937>

Nordquist, R. (2019, February 14). *A List of Interjections in English*. Retrieve 4 March 2019 from <https://www.thoughtco.com/interjections-in-english-1692798>

Glossary



Abstract Nouns are words that refer to things which are not concrete. They refer to emotions, ideas, concepts, traits, experiences, or a state of being.

Adjective of Quantity refers to how much thing is meant. Or it describes the quantity of something. Adjective quantity answers the questions of how much or how many.

Adjectives are words that describe or explain nouns.

Adverbs are words that tell us more about verbs, adjectives and other adverbs. Many adverbs end in “ly”. You make these adverbs by adding “ly” to adjectives, but not all of the adverbs are ending with ly. For example: fast, well, hard etc.

Adverbs of Degree are adverbs that tell us about the intensity of something. Adverbs of degree are usually placed before the adjective, adverb, or verb that they modify, although there are some exceptions. The words “too”, “enough”, “very”, and “extremely” are examples of adverbs of degree.

Adverbs of Frequency are adverbs that answer the question “how often?”

Adverbs of Manner are adverbs that explain the way of people doing. (How they do)

Adverbs of Place are adverbs which answer the question “where?”

Adverbs of Time explains when people are doing something. It answers the question “when?”

Article Adjectives are words that used to describe which noun we’re referring to for examples: a, an, and the.

Auxiliary/Helping verbs are verbs that are used together with the main verb to show the verb’s tense or to form a negative or question. The most common auxiliary verbs are: have, has, had, do, does, did and to be verbs.

Causative Verbs are verbs that require someone to do something for us. In causative verbs, we do not perform an action directly, but we get it done indirectly by someone else means by the second person.

Collective Noun is word that refers to a group of people, animals or things.

Common Noun is word that refers to the general type of a proper noun. It names any/ general person, animal thing, place or idea.

Compound Noun refers to a noun that is made with two or more words. It can be written in three ways: As one word for examples: bedroom, rainfall, etc., Joined by a hyphen, for examples: son-in-law, mother-in-law, etc., written as a separate word, for examples: credit card, swimming pool, etc.

Concrete nouns are words that refer to things that are real. We can touch, see, feel, hear, smell or taste them. In this case, concrete nouns can be countable, uncountable, common, proper, or collective nouns

Conjunctions are linking words such as: and, or, but that can be used to connect words or sentences. Furthermore, Merriam-Webster Dictionary defines conjunctions as words that join together other words or groups of words. It means that conjunctions are words that have function to join words/phrases in a sentence

Coordinating Conjunctions can be defined as linking words that can be used to join two phrases, words, sentences or clauses which have grammatical equivalence. In general, there are seven coordinating conjunctions they are: For, And, Nor, But, Or, Yet, So. We can memorize them using the acronym FANBOYS.

Correlative Conjunction is a word that joins together two other words, phrases, or clauses. These conjunctive pairs, as they are sometimes known, are used commonly in everyday communication. In this case, Correlative Conjunctions are linking words that have function to join similar words. The elements connected by correlative conjunctions are usually parallel or similar in length and grammatical form.

Countable Noun is a noun that can be counted. Countable noun can be a singular or plural noun. For example: table, chair, pencils, oranges, etc.

Demonstrative Adjectives are words that explain which the noun or pronoun we are referring to. Demonstrative adjectives include words such as; this, that, these, and those.

Demonstrative Pronouns are pronouns that point out someone or something. Demonstrative pronouns include this, that, these and those.

Distributive adjectives are adjectives which distribute state of nouns. Distribute adjectives include: each, every, either and neither.

Dynamic/ Event Verbs are the verbs, in which our body movement is involved, these verbs show continued or progressive action on the part of the subject. Examples of dynamic verbs are act, build, complete, design, draw, gather, help, interview, justify, listen, negotiate, outline, perform, record, save, show, travel, uncover, value, write, zoom etc.

Hypothesis Verbs are usually followed by subjunctives. Here, we wish against the present facts in the present.

Indefinite Adjective is an adjective which is not definite .An indefinite adjective is used to describe a noun in a non-specific sense. The most common indefinite adjectives are any, each, few, many, much, most, several, and some. They are often used to describe a noun to show an element of uncertainty.

Indefinite pronouns refer to general or unknown persons and groups. For Example: Is there *someone* at your house?

Interjection is a word that expresses a sudden, strong feeling such as surprise, pain, or pleasure for examples: Wow!, Goodness!, Oh No!, Hooray!, Thanks!, Good Luck!, Well done!, Help!, Gosh!, Hey!, etc. In addition, the exclamation point (!) is often used after interjections.

Interrogative Adjectives are used with a noun to ask a question.

Interrogative Pronouns are pronouns that are used to ask a question. The interrogative pronouns are: who, whom, whose, which, where, when, why, what and how.

Intransitive Verbs are actions verbs which don't need an object.

Irregular Verbs are those verbs that do not take 'ed' ending for their past tense and past participle (2nd and 3rd forms). For example: See-saw-seen, make-made-made, etc

Linking/Copular/Predicative Verbs are Linking verbs which do not express an action. Instead, they connect the subject of the verb to additional information about the subject. These verbs are usually followed by an adjective or a noun.

Modal Verbs are words like can, could, may, might, shall, should, will, would, must, ought to etc. They are used with other verbs to express ideas such as possibility, prediction, speculation, deduction, and necessity. Or modal verbs show different moods and attitudes of the speaker.

Noun is a word refers to person, place, things or idea

Numeral adjectives are words that refer to the number of the person or things.

Perception/Sensation Verbs are the verbs which show our five senses.

Personal Pronouns are used in place of nouns referring to specific people or things.

Phrasal / Prepositional Verbs are the verb which is formed by the combination of a preposition or adverbial particle.

Plural Nouns are words that refer to more than one thing, place, person or idea. For examples: two cars, three boys, four teachers, five hotels, six busses, etc.

Possessive Adjectives are words that show ownership or possession. Possessive adjectives include my, her, his, its, your, our, and their

Possessive Pronouns refer to something owned by someone or something previously mentioned. For examples: mine, yours, his, hers, ours, yours, and theirs.

Prepositions are words such as after, before, in, to, on, with, etc. Prepositions are usually used in front of nouns or pronouns and they show the relationship between the noun or pronoun and other words in a sentence.

Prepositions of Agent are prepositions that can be used to show someone or something does an action on the subject of the sentence where in the action is always a passive verb.

Prepositions of instrument are preposition that used to join nouns (instrument, machine or device) in sentences.

Prepositions of Movement are called as prepositions of direction. They help us understand the direction of the noun or pronoun. The direction of the noun or pronoun is directly related to their movement.

Prepositions of Place are prepositions that can be used to show where something or someone is located.

Prepositions of Possession are prepositions that show The Possessive form is used in a sentence in context of things that belong to a person or animal. We can also use it to show a connection between things. Some of the most commonly used prepositions of Possession are of, with and to.

Prepositions of Time are prepositions that refer to a particular time period, for examples: a date on the calendar, one of the days of the week, or the actual time something happens.

For examples: At, In, On, For, Since, By, etc.

Prepositions of Reason are prepositions that can be used to express the reason or cause behind an event.

Present Continuous Tense also called present progressive is a verb tense which is used to show that an ongoing action is happening now, either at the moment of speech or now in a larger sense.

Pronoun is a word that takes the place of a noun

Proper Adjective is an adjective which is formed from a proper noun.

Proper Noun is word that refers to the particular /specific of the noun. It names a specific/particular person, thing or idea, proper noun begins with capital letter

Reciprocal Pronouns are pronouns that can be used when we talk about two or more people, animals or things which are engaged in the same thing and experience the same effects or consequences

Reflexive pronouns are words that refer to the noun or pronoun that is the subject of the verb. For examples: myself, yourself, himself, herself, itself, ourselves, yourselves and themselves.

Regular verbs are those verbs whose past tense and past participle (2nd and 3rd forms) are formed by adding "d" or "ed" to the end of the verb. For example play-played-played, study-studied-studied, walk-walked-walked, etc.

Relative Pronouns are pronouns which are used to refer to the noun mentioned previously, whether they are people, places, things, animals or ideas. Relative pronouns introduce a relative clause, and most common relative pronouns for examples: who, whose, whom, whose, which, that, where, when.

Simple Present Tense is one of several forms of present tense in English. It is used to describe habits, unchanging situations, general truths, and fixed arrangements. The simple present tense is simple to form. Just use the base form of the verb: (I take, you take, we take, they take) The 3rd person singular takes an -s at the end. (He takes, she takes)

Singular Nouns are words that refer to one thing, place, person or idea. For examples: a book, a car, a boy, a teacher, a hotel, a bridge, etc.

Static Verbs are the verbs that express a state rather than an action. They usually show mental feeling, emotions, state a person, place, relationships, sense, and measurements.

Subordinating Conjunctions are a connecting words or phrases (called conjunction) that introduce a dependent clause, joining it to the main clause. Subordinating conjunctions (also known as subordinators, subordinate conjunctions, or

complementizers) go with dependent clauses that are used to redefine or modify the main point of the sentence. A related concept is a coordinating conjunction, which sets up an equal partnership between the two clauses. In general, subordinating conjunctions are single words (such as if, when, because, before, after, etc.). But, some subordinating conjunctions also consist of more than one word (such as even though, as long as, and except that)

Transitive Verbs are action verbs which need an object

Uncountable Noun is a noun that cannot be counted, for example, happiness, sugar, salt, sand, air, water, etc.

Verbs are words that usually express an action. In English, a verb is a word that is used with a particular subject. The verb will tell us what something does, what someone does, or what happens to them. For example: go, eat, run, read, swim, study, cry, understand, create, compare, explain, read, write, etc.

Index



A

- Abstract Nouns 5, 7, 15, 18, 155
- Adjectives v, viii, 26, 27, 28, 37, 38, 40, 41, 42, 43, 44, 45, 46, 47, 48, 49, 52, 105, 155, 156, 157, 158
- Adjectives of quantity viii, 41
- Adverbs 38, 78, 81, 82, 83, 84, 85, 136, 155, 156
- Adverbs of Degree ix, 77, 78, 82, 83, 155
- Adverbs of Frequency ix, 77, 78, 82, 84, 155
- Adverbs of Manner ix, 77, 78, 79, 155
- Adverbs of Place ix, 77, 78, 81, 84, 156
- Adverbs of Time 80, 156
- Article Adjectives viii, 47, 156
- Auxiliary/Helping Verb 57, 59

C

- Causative Verbs ix, 57, 59, 68, 156
- Collective nouns 5, 11, 14, 20, 156
- Common nouns 3, 4, 17
- Compound Nouns 10, 16
- Concrete Nouns 5, 7, 15, 17
- Conjunctions 99, 100, 103, 104, 113, 114, 115, 116, 156, 159, 160
- Coordinating Conjunctions 99, 100, 101, 156
- Correlative Conjunctions 99, 100, 112, 113, 154, 156
- Countable nouns 8

D

- Demonstrative Adjectives viii, 28, 42, 43, 157
- Demonstrative pronouns 23, 24, 27, 28, 157

Distributive adjectives 37, 40, 52
Dynamic/Event Verbs 57, 59

I

Indefinite Adjectives viii, 46, 47
Indefinite Pronouns viii, 23, 24, 32, 33, 34
Interjections 117, 118, 124, 126, 127, 154, 157
Interrogative adjectives 37, 40, 52
Interrogative Pronouns viii, 23, 24, 29, 34, 157
Intransitive Verbs ix, 57, 59, 60, 157
Irregular Verbs ix, 57, 59, 69, 70, 71, 157

L

Linking/Copular/Predicative Verbs 57, 59, 157

M

Modal Verbs 57, 59, 66, 158

N

Nouns 1, 3, 4, 5, 6, 8, 9, 11, 14, 16, 17, 19, 20, 24, 25, 34, 38, 41, 45, 88, 95, 96, 113, 153, 155, 156, 157, 158
Numeral adjectives 37, 40, 41, 42, 52

P

Perception/Sensation Verbs ix, 57, 59, 63, 158
Personal pronouns 23, 24
Phrasal/Prepositional Verbs ix, 57, 59, 64
Plural Nouns 7, 16, 158
Possessive Adjectives viii, 26, 27, 44, 158
Possessive Pronouns viii, 23, 24, 26, 27, 34, 158
Prepositions v, ix, 87, 88, 89, 91, 93, 94, 95, 96, 158, 159
Prepositions of Agent ix, 87, 89, 94, 158

Prepositions of Instrument ix, 87, 89, 95, 96
Prepositions of Movement 158
Prepositions of Place 87, 89
Prepositions of Possession ix, 87, 89, 95, 96, 158
Prepositions of Reason ix, 87, 89, 95, 96, 159
Prepositions of Time ix, 89, 158
Present Continuous Tense v, xi, 143, 144, 146, 147, 148, 150, 159
Pronouns v, viii, 23, 24, 25, 26, 27, 28, 29, 31, 32, 33, 34, 108, 157, 158, 159
Proper adjectives 37, 40, 52
Proper nouns 4, 17

R

Reciprocal Pronouns viii, 23, 24, 33, 34, 159
Regular verbs 69, 159
Relative Pronouns viii, 23, 24, 31, 32, 34, 108, 159

S

Simple present tense 129, 130, 132, 135, 138, 159
Singular Nouns 15, 159
Static Verbs ix, 57, 59, 62, 63, 159
Subordinating Conjunctions x, 103, 159

T

Tenses v, x, 130
Transitive Verbs ix, 57, 59, 160

U

Uncountable nouns 9, 19, 41

V

Verbs 25, 58, 59, 60, 61, 62, 63, 64, 65, 66, 67, 68, 69, 72, 73, 78, 84, 155, 156, 157, 158, 159, 160